



DELAWARE

2017-18 MEN'S BASKETBALL GAME NOTES

Kevin Tritt, Assistant Athletics Communications Director | O: 302-831-8715 | C: 302-383-5005 | ktritt@udel.edu | www.bluehens.com | @DelawareMBB | facebook.com/DelawareMensBasketball | youtube.com/udbluehens

2017-18 SCHEDULE

Nov. 10	at Richmond	Richmond, Va.	W 76-63
Nov. 14	at Bradley	Peoria, Ill.	L 53-61
Nov. 17	Wesley	Newark, Del.	W 93-78
Nov. 20	at UNC Greensboro	Greensboro, N.C.	L 66-79
Nov. 21	vs. North Carolina Wesleyan	Greensboro, N.C.	W 88-70
Nov. 22	vs. Longwood	Greensboro, N.C.	W 65-57
Nov. 27	Yale	Bob Carpenter Center	L 66-76
Dec. 1	at Navy	Annapolis, Md.	7 p.m.
Dec. 6	Buffalo	Bob Carpenter Center	7 p.m.
Dec. 9	Notre Dame (TV: CBS-SN)	Bob Carpenter Center	7 p.m.
Dec. 17	at Delaware State	Dover, Del.	8 p.m.
Dec. 20	CSU Bakersfield	Bob Carpenter Center	7 p.m.
Dec. 28	Cornell	Bob Carpenter Center	2 p.m.
Dec. 30	at *UNCW	Wilmington, N.C.	7 p.m.
Jan. 2	at *College of Charleston	Charleston, S.C.	7 p.m.
Jan. 5	*William & Mary	Bob Carpenter Center	7 p.m.
Jan. 7	*UNCW	Bob Carpenter Center	2 p.m.
Jan. 11	*Drexel (TV: NBC-S Phil)	Bob Carpenter Center	7 p.m.
Jan. 13	at *James Madison	Harrisonburg, Va.	4 p.m.
Jan. 18	at *Hofstra	Hempstead, N.Y.	7 p.m.
Jan. 20	at *Northeastern (TV: NESN+)	Boston, Mass.	2 p.m.
Jan. 25	*College of Charleston	Bob Carpenter Center	7 p.m.
Jan. 27	*Hofstra	Bob Carpenter Center	7 p.m.
Feb. 1	*Towson (TV: NBC-S Phil+)	Bob Carpenter Center	7 p.m.
Feb. 3	at *Elon	Elon, N.C.	7 p.m.
Feb. 8	*Northeastern	Bob Carpenter Center	7 p.m.
Feb. 10	at *William & Mary	Williamsburg, Va.	2 p.m.
Feb. 15	at *Towson	Towson, Md.	7 p.m.
Feb. 17	*Elon (TV: NBC-S Phil)	Bob Carpenter Center	7 p.m.
Feb. 22	at *Drexel	Philadelphia, Pa.	7 p.m.
Feb. 24	*James Madison	Bob Carpenter Center	4 p.m.

CAA Tournament | North Charleston Coliseum | North Charleston, S.C.

Mar. 3	First Round	North Charleston, S.C.	TBA
Mar. 4	Quarterfinals	North Charleston, S.C.	TBA
Mar. 5	Semifinals	North Charleston, S.C.	TBA
Mar. 6	Championship	North Charleston, S.C.	TBA

* - Colonial Athletic Association Game

BLUE HENS ONLINE

Web site	www.bluehens.com
	www.udel.edu
Facebook	facebook.com/DelawareBlueHens
	facebook.com/DelawareMensBasketball
Twitter	twitter.com/DelawareMBB
Instagram	instagram.com/udbluehens

GAMEDAY CENTRAL

GAME 8 | University of Delaware at United States Naval Academy



Delaware (4-3)
BLUE HENS

Date..... Friday, December 1, 2017
Time..... 7 p.m.
Location Alumni Hall
..... Annapolis, Md.
Video Patriot League Network
Radio WDSO 94.7 FM
..... (Scott Klatzkin, Bill Harman)
Live Stats NavyStats.com
All-Time Series..... Navy leads, 22-8



Navy (5-3)
MIDSHIPMEN

COACHES

Delaware: Martin Ingelsby (Notre Dame '01), second season overall and at Delaware, 17-23

Navy: Ed DeChellis (Penn State '82), seventh season at Navy, 73-122; 22nd season overall, 292-353

STORYLINES

- Delaware looks for its second true road victory of the season against the Navy Midshipmen.
- Navy leads the all-time series with the Blue Hens, 22-8, although the teams have not faced each other since Jan. 4, 1993.
- Delaware is looking to bounce back from a 76-66 home loss to Yale on Monday night at the Bob Carpenter Center.
- Anthony Mosley led the Blue Hens with season-highs of 23 points and nine rebounds, while Ryan Daly reached double figures for the fifth consecutive game with 13 points.
- Ryan Allen enjoyed his second solid outing in a row by scoring 16 points in his first career start.
- Derrick Woods paced Delaware with 10 rebounds. He has grabbed 29 rebounds in the last three games, after collecting nine in the first four contests of the year.
- Eric Carter (ankle) and Kevin Anderson (slight concussion) are both questionable for tonight's contest.
- Anthony Mosley has made a CAA-leading 15 steals this season, good for a 2.1 per game average.
- The Blue Hens are facing their first Patriot League opponent since a 73-69 home loss to Army on Dec. 3, 2014.

TALE OF THE TAPE

	UD	Navy
PPG	72.4	72.2
Opp PPG	69.1	68.8
Scoring Margin	+3.3	+3.5
FG %	47.7	43.9
Opp FG %	42.9	45.0
3pt FG %	27.0	35.8
Opp 3pt FG %	39.6	35.6
FT %	65.2	75.3
Opp FT %	67.9	72.7
Rebounds	37.1	35.2
Opp Rebounds	32.3	31.3
Rebound Margin	+4.9	+3.9
Assists	12.7	14.5
Turnovers	11.9	14.9
Blocks	2.4	1.4
Steals	7.4	6.9

BLUE HEN PROBABLE STARTERS

0	2	3	4	20
RYAN DALY	RYAN ALLEN	ANTHONY MOSLEY	DARIAN BRYANT	DERRICK WOODS
G • So. • 6-5	G • Fr. • 6-2	G • Sr. • 6-1	G • Jr. • 6-4	F • So. • 6-8
15.4 points	11.8 points	12.0 points	3.6 points	7.0 points
5.0 rebounds	3.0 rebounds	4.1 rebounds	1.9 rebounds	5.4 rebounds
8 3-pointers	87.5 FT %	15 steals	12 assists	62.5 FG%

BLUE HEN QUICK FACTS**General**

Location	Newark, Del. 19716
Founded	1743
Enrollment	16,000
Affiliation	NCAA Division I
Conference	Colonial Athletic Association
Nickname	Blue Hens
Colors	Royal Blue & Gold
Home Court	Bob Carpenter Center (5,000)
President	Dr. Dennis Assanis
Director of Athletics and Recreation Services	Chrissi Rawak

Athletics Communications

Assistant AD, Athletics Communications	Scott Selheimer
Assistant Director, Athletics Communications (MBB)	Kevin Tritt
Office Phone	302-831-8715
Cell Phone	302-383-5005
Email	kttritt@udel.edu
Assistant Director, Athletics Communications	Maggie Hayon
Press Row Phone	302-831-8715

Men's Basketball Staff

Head Coach	Martin Ingelsby (Notre Dame '01)
Record at Delaware/Career	17-23 (second season)
Assistant Coach	Bill Phillips (Saint Joseph's '01)
Assistant Coach	Corey McCrae (Fordham '06)
Assistant Coach	Torrian Jones (Notre Dame '04)
Director of Basketball Operations	Pat Rogers (Notre Dame '10)
Coord. of Player Dev./Videography	Danny Connor (Indiana '16)

2016-17 Season in Review

Overall Record	13-20
CAA Record Finish	5-13 9th
CAA Tournament	1st Rd., defeated #8 seed Hofstra, 81-76
.....	Quarterfinals, lost to #1 seed UNCW, 91-82
Postseason	None

2017-18 Season

Starters Returning/Lost	4/1
Letterwinners Returning/Lost	7/5
Newcomers	4

Delaware Men's Basketball History

First Year of Men's Basketball	1905-06
All-Time Record	1148-1252-2
NCAA Tournament Bids	5 (1992, 1993, 1998, 1999, 2014)
Postseason NIT Bids	1 (2000)
College Basketball Invitational Bids	1 (2012)

Digital Media

Website	www.bluehens.com
Facebook	www.facebook.com/DelawareMensBasketball
Twitter	www.twitter.com/DelawareMBB
Youtube	www.youtube.com/udbluehens

Series Matchup

Navy leads the all-time series with Delaware, 22-8, although the teams have not faced each other since Jan. 4, 1993. The Midshipmen have won 17 of the 22 meetings in Annapolis.

Last Time Out

Yale jumped out to a 24-point first half lead and held off the Blue Hens in the second half as the Bulldogs posted a 76-66 win over Delaware Monday night at the Bob Carpenter Center.

The Blue Hens jumped out to an early 10-6 advantage, with Ryan Daly scoring eight points in the first three minutes. However the Bulldogs answered with a 20-0 run, and after two free throws by Anthony Mosley, added eight more in a row to take a commanding 34-12 lead at the 8:58 mark. The cushion grew to as much as 24 before two Ryan Allen free throws cut the margin to 46-25 at the break.

A dunk by Chyree Walker and a three-pointer by Allen closed the gap to 63-53 with nine minutes to play, but Delaware went scoreless over the next four and a half minutes as Yale scored six straight points to put the game away.

Mosley led Delaware with season-highs of 23 points and nine rebounds, while Allen enjoyed his second consecutive solid outing with 16 points in his first career start. Daly contributed 13 points, Walker chipped in with eight points and eight boards, and Derrick Woods led the team with 10 caroms.

Miye Oni paced Yale with 16 points, while Blake Reynolds added 15 of his own. The Bulldogs shot over 50 percent in each half, finishing at 52.7 percent for the game.

Carter, Anderson Questionable

Junior forward Eric Carter (ankle) and freshman guard Kevin Anderson (slight concussion) are both questionable for tonight's game.

Mosley Reaches Season-Highs vs. Yale

Anthony Mosley posted season-highs of 23 points and nine rebounds in Monday's loss to Yale. He knocked down 9 of 10 free throw attempts, handed out two assists and made a steal in 35 minutes of action.

Woods On The Boards

Derrick Woods grabbed nine rebounds through the first four games of the season, but has snared 29 in the last three contests. He posted 10 vs. North Carolina Wesleyan, nine vs. Longwood, and 10 vs. Yale. Woods currently ranks 13th in the CAA by averaging 5.4 rebounds per game.

Allen Breaks Out vs. Longwood, Yale

Freshman guard Ryan Allen scored six points in his first two collegiate games, but exploded for a team-high 19 points in the win over Longwood, going 8 of 13 from the field and grabbing five rebounds. He added 16 points while making his first career start Monday vs. Yale.

Daly Reaching Double Figures

Ryan Daly has scored in double figures in six of seven games this season, including five straight. Daly has reached double digits in 29 of the last 32 contests, dating back to Dec. 11, 2016.

Mosley Leading CAA in Steals

Anthony Mosley ranked second in the CAA last year in steals, and currently leads the league this year. He has 15 steals, an average of 2.1 per game.

Hens Knock Down Free Throws vs. Longwood

Delaware ranks ninth in the CAA with a 65.2 free throw percentage, but the Blue Hens went 14 of 17 in the win over Longwood, including 6 of 6 over the final 2:42. Ryan Daly finished 8 of 8 from the stripe.

Woods Makes Most Of Starts

With Eric Carter sidelined with an ankle injury, Derrick Woods made his first career UD starts vs. North Carolina Wesleyan and Longwood, and the sophomore took advantage of his opportunity.

Woods led Delaware with career-highs of 19 points and 10 rebounds in the win over North Carolina Wesleyan, going 7 of 8 from the field and hitting a three-pointer. He then added 11 points and a team-high nine boards in the victory over Longwood.

Hens Shooting Well Inside Arc, Not Outside

Delaware ranks second in the CAA with a 47.7 field goal percentage this season, but is last in the league with a 27.0 three-point percentage.

The Blue Hens are just 30 of 111 from behind the arc, but are 156 of 279 (55.9%) inside the arc. Delaware is averaging 4.3 three-pointers per game, more than three less than James Madison, which is ninth in the CAA with 7.4 made per game.

Blue Hens Win Third Straight Home Opener

With the 93-78 win over Wesley, Delaware improved to 18-8 in home openers at the Bob Carpenter Center.

Delaware posted a 73-72 victory over Fairleigh Dickinson on Nov. 24, 2015 and a 64-56 win over Goldey-Beacom on Nov. 11, 2016, prior to the victory over the Wolverines.

Delaware Dominates Wesley in Home Opener

Delaware dominated in the paint and led comfortably over the final 30 minutes as the Blue Hens posted a 93-78 win over Wesley College during the Blue Hens' home opener at the Bob Carpenter Center.

Delaware scored 72 points in the paint and held a commanding 44-27 rebounding advantage, including 16 offensive boards. The Blue Hens shot 56.7 percent from the floor, shooting over 55 percent in both halves.

Six Blue Hens reached double figures led by Ryan Daly, who finished with team-highs of 23 points and nine boards. Anthony Mosley and Derrick Woods each contributed 11 points while Eric Carter, Chyree Walker and Skye Johnson all added 10 apiece.

Brian Cameron paced Wesley with 30 points, while Evan Anderson added 16 of his own.

Delaware led for the final 37 minutes of the game, and was up double figures during the last 25 minutes of the contest. The Blue Hens led by as many as 18 points in the opening half, before settling for a 51-36 advantage at the break.

The Wolverines got within 59-49 with 14:16 to play but would get no closer, as the lead eventually grew to a game-high 20 at 86-66 at the 3:09 mark.

Delaware Puts Six in Double Figures vs. Wesley

Delaware had six players reach double figures in the win over Wesley. Ryan Daly led the Blue Hens with 23 points, while Anthony Mosley and Derrick Woods added 11 apiece. Eric Carter, Chyree Walker and Skye Johnson all contributed 10 points.

Delaware has had seven players reach double figures twice in school history, while Friday was the fifth time UD had six players score in double digits. The last time the Blue Hens had six double figure scorers was during an 88-78 victory over Florida in the San Juan Shootout on Dec. 1, 1996.

Delaware Dominates Paint vs. Wesley

Delaware scored an incredible 72 points in the paint vs. Wesley, which is believed to be a school record. The Blue Hens shot 56.7 percent from the field, including 37 of 55 (67.3 percent) inside the three-point line.

Unselfish Blue Hens

Delaware handed out 24 assists on its 38 baskets vs. Wesley. That marked the Blue Hens' highest assist total since dishing out 26 vs. William & Mary on Feb. 1, 2003.

Delaware Holds Big Rebound Edge vs. Wesley

Delaware enjoyed a commanding 44-27 rebounding advantage over Wesley, its highest rebounding margin since a 46-26 edge over Delaware State on Dec. 2, 2016. The Blue Hens' 16 offensive boards were the most since also grabbing 16 vs. Marist on Dec. 20, 2016.

Blue Hens Win Opener at Richmond

Delaware jumped out to a 33-point lead in the first half and held off a Richmond charge down the stretch as the Blue Hens never trailed in posting an impressive 76-63 season-opening road victory over the Spiders on Nov. 10 at the Robins Center.

Delaware used a 29-2 run during the first half and eventually went up 45-12 with 3:05 to play in the stanza. Richmond rallied twice but never got closer than nine in the second half.

Ryan Daly led the way with 22 points, while Eric Carter notched a double-double with 12 points and 12 rebounds. Freshman Kevin Anderson contributed 11 points in his UD debut, while Anthony Mosley was the fourth Blue Hen in double figures with 10 points to go with five assists.

UD scored 10 consecutive points to jump out to an early 12-2 lead, and after Richmond pulled within 12-8, the Blue Hens exploded for an incredible 29-2 run to extend the advantage to 41-10 on a Jacob Cushing three-pointer at the 4:46 mark. The lead grew to as much as 33 at 45-12, before Delaware took a 49-20 cushion into the break.

The Blue Hens shot 75.0 percent from the field during the opening 20 minutes, and assisted on 15 of their 21 field goals.

Richmond reeled off a 14-2 spurt in the second half to pull within 56-42 and eventually got as close as 12, but Daly buried a contested three-pointer and Mosley added two free throws to push the margin back to 17.

The Spiders used a quick eight-point spurt to pull within 67-58 with 2:08 on the clock, but Delaware countered with a 7-0 run to put the game away.

Carter With Consecutive Double-Doubles

Eric Carter opened the season in impressive fashion, posting double-doubles in each of the Blue Hens' first two games at Richmond and Bradley.

Carter scored 12 points, hitting 5 of 7 shots from the floor, and grabbed a game-high 12 rebounds at Richmond. He also led all players with four steals in the victory. He then recorded game-highs of 18 points and 12 boards at Bradley, going 7 of 9 from the field.

Carter is the first Blue Hen to post double-doubles in the first two games of the season since Marc Egerson in 2008-09.

Anderson Impressing Early On

Kevin Anderson has gotten his Blue Hen career off to an impressive start through six games, as he ranks third on the team with 11.8 points per game and fourth with 4.5 rebounds per game.

Anderson scored a season-high 17 points in consecutive games last week vs. UNCG and North Carolina Wesleyan.

Blue Hens Win Third Straight Season Opener

Delaware lost nine consecutive season openers from 2006-14, but has now won its last three games to open its season.

Daly Named CAA Player of the Week

Ryan Daly was named the Colonial Athletic Association Men's Basketball Player of the Week on Nov. 13 after leading the Blue Hens to their season-opening win at Richmond.

Daly scored a game-high 22 points on 9 of 14 shooting during the 76-63 triumph over the Spiders, while adding four rebounds and two assists in 37 minutes of action.

Daly, last year's CAA Rookie of the Year and a Preseason Second Team All-CAA pick this year, earned his first career CAA Player of the Week award. He was named the league's Rookie of the Week six times last season.

Blue Hens Dominate Spiders in First Half

UD led Richmond 12-8 with 13:12 remaining in the first half, but then exploded for a 29-2 run over the next eight and a half minutes, taking a commanding 41-10 advantage with 4:46 on the clock.

The Blue Hens scored 14 straight points, and after a Spiders bucket, then ran off 15 more in a row. The lead grew to as much as 33 at 45-12, before Delaware settled for a 49-20 halftime cushion.

UD connected on 21 of 28 (75.0%) field goal attempts in the first half, assisting on 15 of those baskets. Eric Carter and Ryan Daly each had five field goals in the opening 20 minutes, while Richmond had just four as a team.

Delaware had a 15/2 assist/turnover ratio in the first half, but a 0/9 ratio in the second. However the Blue Hens never led by less than nine in the second stanza.

Anderson, Walker Both Start As Freshmen

Kevin Anderson and Chyree Walker each started in the season opener, as Delaware started two freshmen in its opener for the first time since 2011. Anderson finished with 11 points, four rebounds, three assists and two steals while not committing a turnover in 31 minutes on the floor. Walker played 18 minutes, finishing with seven points on 3 of 4 shooting and grabbing a pair of boards.

Delaware Signs Ithiel Horton To NLI

Martin Ingelsby announced on Monday that Ithiel Horton has signed a National Letter of Intent with UD and will begin playing for the Blue Hens next fall.

Horton, a 6-3 combo guard from Vauxhall, N.J., is currently in his first season at Roselle Catholic High School. He averaged 10 points, three rebounds and three assists per game as a junior at St. Anthony, which closed last spring.

"We are very excited to welcome Ithiel into the Delaware basketball family," Ingelsby said. "Ithiel is a young man we targeted early in the recruiting process and fits the type of perimeter players we want to have in our program. He is a big-time shooter who also has a high basketball IQ and feel for the game. He comes to us having played for two of the best high school basketball programs in the state of New Jersey and we look forward to him making an immediate impact when he arrives in Newark."

Delaware Basketball on the Internet

University of Delaware athletics information is available via the internet through www.bluehens.com.

Box scores and game stories are usually posted within an hour of the conclusion of each UD basketball game, while cumulative statistics are also updated and posted after each contest. Media notes are available in a PDF format within 24 hours of the start of each game. In addition, livestats and live streaming are available for all UD home games.

Delaware Basketball on the Radio

For the 14th straight season, all University of Delaware men's basketball games will be carried on FM radio. All games will be carried on 94.7 WDSB. Scott Klatzkin (play-by-play) and Bill Harman (analyst) will call the action.

Additionally, all Blue Hen men's basketball home games will be broadcast by the UD student radio station, WVUD 91.3 FM. Real Audio links for both broadcasts are available through the UD athletics website.

Delaware Basketball on Internet/Television

Nov. 10	at Richmond	NBC Sports Phil+, Wash+	7 p.m.
Nov. 14	at Bradley	ESPN3.com	8 p.m. ET
Nov. 20	at UNCG	ESPN3.com	7 p.m.
Dec. 9	Notre Dame	CBS Sports Network	7 p.m.
Jan. 11	Drexel	NBC Sports Phil, COZI, SNY	7 p.m.
Jan. 20	at Northeastern	NESN+	2 p.m.
Feb. 1	Towson	NBC Sports Phil+, COZI, SNY	7 p.m.
Feb. 15	at Towson	CollegeSportsLive	7 p.m.
Feb. 17	Elon	NBC Sports Phil, COZI, SNY	7 p.m.
Feb. 22	at Drexel	CollegeSportsLive	7 p.m.
Mar. 5	CAA Semifinals	CBS Sports Network	7/9 p.m.
Mar. 6	CAA Championship	CBS Sports Network	7 p.m.

CAA Media Teleconference

The CAA hosts a media teleconference each Tuesday beginning on January 9 and running through February 27. The teleconference, which features all 10 of the conference's coaches in 10-minute slots, is held on Tuesday mornings from 10 a.m. to 11:20 a.m. This season Martin Ingelsby is scheduled to take calls from 11:04 a.m. to 11:12 a.m. The phone number to take part in the call is (877) 805-0692. Members of the media should contact Rob Washburn at (804) 525-1219 at the CAA office with any questions. A broadcast of the call will be available on www.caasports.com each Tuesday afternoon.

Weekly Lineup

10:00 a.m.	Earl Grant, College of Charleston
10:08 a.m.	Bill Coen, Northeastern
10:16 a.m.	Joe Mihalich, Hofstra
10:24 a.m.	Tony Shaver, William & Mary
10:32 a.m.	C.B. McGrath, UNCW
10:40 a.m.	Matt Matheny, Elon
10:48 a.m.	Louis Rowe, James Madison
10:56 a.m.	Pat Skerry, Towson
11:04 a.m.	Martin Ingelsby, Delaware
11:12 a.m.	Zach Spiker, Drexel

MARTIN INGELSBY VS.

Opponent	Home	Away	Neutral	Overall
Austin Peay.....	0-0	0-0	0-1	0-1
Bradley.....	0-0	1-1	0-0	1-1
Bryn Athyn.....	1-0	0-0	0-0	1-0
Charleston.....	0-1	0-1	0-0	0-2
Delaware State.....	1-0	0-0	0-0	1-0
Drexel.....	1-0	0-1	0-0	1-1
Elon.....	1-0	0-1	0-0	1-1
Goldy-Beacom.....	1-0	0-0	0-0	1-0
Hofstra.....	0-1	0-1	1-0	1-2
Iona.....	1-0	0-0	0-0	1-0
James Madison.....	1-0	1-0	0-0	2-0
La Salle.....	0-0	0-1	0-0	0-1
Longwood.....	0-0	0-0	1-0	1-0
Marist.....	1-0	0-0	0-0	1-0
Miami (Ohio).....	0-0	1-0	0-0	1-0
N.C. Wesleyan.....	0-0	0-0	1-0	1-0
Northeastern.....	1-0	0-1	0-0	1-1
Northern Kentucky.....	0-0	0-0	0-1	0-1
Richmond.....	0-0	1-0	0-0	1-0
Seton Hall.....	0-0	0-1	0-0	0-1
South Florida.....	0-0	0-1	0-0	0-1
Towson.....	0-1	0-1	0-0	0-2
UNCG.....	0-0	0-1	0-0	0-1
UNCW.....	0-1	0-1	0-1	0-3
Wesley.....	1-0	0-0	0-0	1-0
William & Mary.....	0-1	0-1	0-0	0-2
Yale.....	0-1	0-1	0-0	0-2
Totals.....	10-6	4-14	3-3	17-23

Goss Redshirting Season As Transfer

Collin Goss is sitting out this season as a redshirt after he transferred to Delaware from George Washington over the summer, and will have two years of eligibility with the Blue Hens beginning in the 2018-19 season.

Goss, a 6-11 forward from Manassas, Va., appeared in 13 games as a sophomore last season for the Colonials, who finished with a 20-15 record and competed in the College Basketball Invitational. He finished the year with 20 points and 14 rebounds, while averaging 6.2 minutes per contest. Goss scored a career-high five points in a win over Harvard on Nov. 29, and added four points in a season-opening victory over Siena. He played a career-high 19 minutes against Florida State, and blocked a career-best two shots vs. Howard.

Goss saw action in 18 games during his freshman year, totaling nine rebounds and a point for a George Washington team that went 28-10 and captured the Postseason NIT title.

Delaware Names Mosley, Carter Team Captains

Blue Hen head coach Martin Ingelsby has named senior guard Anthony Mosley and junior forward Eric Carter 2017-18 team captains.

Mosley was Delaware's starting point guard a year ago, when he ranked second in the CAA with 1.7 steals per game and second on the team with a 10.0 scoring average. Carter also appeared in all 33 games last season, ranking second on the team and 16th in the CAA with 5.4 rebounds per game. Carter shot a team-high 50.6% from the field, and scored a career-high 20 points on 9 of 10 shooting at UNCW.

Delaware Picked Seventh in CAA Preseason Poll

Delaware was picked seventh in the CAA Preseason Poll announced Oct. 18 during the league's Media Day.

CAA Men's Basketball Predicted Order of Finish

1. College of Charleston
2. Towson
3. Elon
4. Hofstra
5. UNCW
6. Northeastern
7. **Delaware**
8. William & Mary
8. Drexel
10. James Madison

Daly Named Preseason Second Team All-CAA

Delaware sophomore guard Ryan Daly was named Preseason Second Team All-CAA during the league's Media Day.

Preseason All-Colonial Athletic Association**First Team**

Jarrell Brantley, Charleston
 Devontae Cacok, UNCW
 Joe Chealey, Charleston (Preseason Player of the Year)
 Tyler Seibring, Elon
 Justin Wright-Foreman, Hofstra

Second Team**Ryan Daly, Delaware**

Brian Dawkins, Elon
 Rokas Gustys, Hofstra
 Kurk Lee, Drexel
 Mike Morsell, Towson
 Grant Riller, Charleston

Honorable Mention

Devon Begley, Northeastern
 David Cohn, William & Mary
 Nathan Knight, William & Mary
 Jeremy Miller, Northeastern
 Deshaun Morman, Towson
 Eli Pemberton, Hofstra
 Jordon Talley, UNCW

Blue Hens Among CAA Leaders**Kevin Anderson**

Category	Rank	Stat	Leader
Steals	6th	1.5	Anthony Mosley (Delaware) - 2.1
Blocks	7th	0.8	Austin Williams (Drexel) - 3.3
Field Goal %	11th	46.2	Austin Williams (Drexel) - 65.8
Free Throw %	13th	75.0	Troy Harper (Drexel) - 93.8
Def. Rebounds	T-15th	4.0	Devontae Cacok (UNCW) - 8.4
Scoring	22nd	11.8	J. Wright-Foreman (Hof) - 20.2

Ryan Daly

Category	Rank	Stat	Leader
Minutes	6th	35.1	Kurk Lee (Drexel) - 39.2
Off. Rebounds	T-9th	2.0	Rokas Gustys (Hofstra) - 5.5
Scoring	12th	15.4	J. Wright-Foreman (Hof) - 20.2
Steals	12th	1.3	Anthony Mosley (Delaware) - 2.1
Field Goal %	14th	44.0	Austin Williams (Drexel) - 65.8
Rebounds	T-16th	5.0	Devontae Cacok (UNCW) - 13.2

Anthony Mosley

Category	Rank	Stat	Leader
Steals	1st	2.1	-
A/T Ratio	12th	1.3	David Cohn (W&M) - 3.6
Free Throw %	T-14th	73.9	Troy Harper (Drexel) - 93.8
Assists	15th	2.6	Jordon Talley (UNCW) - 8.0
Scoring	21st	12.0	J. Wright-Foreman (Hof) - 20.2

Derrick Woods

Category	Rank	Stat	Leader
Rebounds	13th	5.4	Devontae Cacok (UNCW) - 13.2
Def. Rebounds	14th	4.1	Devontae Cacok (UNCW) - 8.4

Delaware in CAA Team Categories

Scoring Offense: 8th / 72.4	UNCW: 84.4
Scoring Defense: 4th / 69.1	Towson: 60.1
Scoring Margin: 3rd / +3.3	Towson: +18.9
Free Throw Pct.: 9th / 65.2	William & Mary: 78.0
Field Goal Pct.: 2nd / 47.7	Towson: 48.9
Field Goal Pct. Defense: 4th / 42.9	Towson: 37.5
3-Point Field Goal Pct.: 10th / 27.0	William & Mary: 44.1
3-Point Field Goals Made: 10th / 4.3	Elon: 12.1
3-Point Field Goal Pct. Def.: 9th / 39.6	Towson: 20.0
Rebounding Offense: 6th / 37.1	UNCW: 41.2
Rebounding Defense: 1st / 32.3	-
Rebounding Margin: 3rd / +4.9	Towson: +7.6
Blocked Shots: 7th / 2.4	William & Mary: 5.8
Assists: 7th / 12.7	UNCW: 18.2
Steals: 2nd / 7.4	James Madison: 8.7
Turnover Margin: 3rd / 0.00	Charleston: +5.00
Assist/Turnover Margin: 7th / 1.1	William & Mary: 1.3
Offensive Rebounds: 5th / 10.6	James Madison: 14.4
Defensive Rebounds: 5th / 26.6	Elon: 31.7
Defensive Rebound Pct.: 3rd / 74.4	UNCW: 75.3
Offensive Rebound Pct.: 5th / 31.4	Towson: 37.3

The Last Time...

- UD played an overtime game:**
2/9/17 vs. Elon (W 76-74 OT)
- UD played double overtime:**
2/21/13 vs. Drexel (W 73-71 - 2OT)
- UD scored 100 points:**
12/21/13 vs. Bryant (W 108-107 - OT)
- UD allowed 100 points**
2/4/17 at UNCW (L 80-108)
- UD was held under 50 points**
12/22/15 at Villanova (L 48-78)
- UD held opponent under 50 points**
12/2/16 vs. Delaware State (W 64-49)
- UD made 10 3-pointers**
11/20/16 (11) vs. Austin Peay (L 75-76)
- UD allowed 10 3-pointers**
11/20/17 (14) at UNCG (L 66-79)
- A Blue Hen scored 25 points**
3/3/17, Ryan Daly (27) vs. Hofstra
- An opponent scored 25 points**
11/20/17, Francis Alonso (32), UNCG
- A Blue Hen scored 30 points**
3/4/16, Kory Holden (30) vs. Charleston
- An opponent scored 30 points**
11/20/17, Francis Alonso (32), UNCG
- A Blue Hen scored 35 points**
12/19/15, Kory Holden (35) at Boston College
- An opponent scored 35 points**
3/20/14, Adreian Payne (41), Michigan State
- A Blue Hen scored 40 points**
2/5/14, Davon Usher (42) vs. Charleston
- An opponent scored 40 points**
3/20/14, Adreian Payne (41), Michigan State
- A Blue Hen grabbed 15 rebounds**
12/31/16, Ryan Daly (15) vs. Hofstra
- A Blue Hen grabbed 20 rebounds**
11/28/12, Jamelle Hagins (23) at Lafayette
- An opponent grabbed 20 rebounds**
2/13/16, Rokas Gustys (21), Hofstra
- A Blue Hen had 10 assists**
3/1/14, Jarvis Threatt (13) at Charleston
- A Blue Hen recorded a double-double**
11/21/17, Derrick Woods (19 pts/10 rebs) vs. N.C. Wesleyan



MARTIN INGELSBY

HEAD COACH
2ND SEASON
NOTRE DAME '01



Martin Ingelsby is currently in his second season as University of Delaware men's basketball head coach during the 2017-18 season.

After spending the previous 13 years on the Notre Dame coaching staff from 2003-16, Ingelsby led the Blue Hens to 13 victories during his first season in Newark, including a win over Hofstra in the CAA Tournament.

Ingelsby's first recruit, Ryan Daly, was named the CAA Rookie of the Year and earned a spot on the All-CAA third team while setting UD freshman records for scoring and rebounding.

Ingelsby, the 24th head coach in UD men's basketball history, is a native of Berwyn, Pa., and was a standout point guard for Notre Dame from 1997-2001. He began his coaching career as an assistant at Wagner College during the 2002-03 campaign before returning to his alma mater as Notre Dame's coordinator of basketball operations. He spent six seasons in that position before being promoted to assistant coach in July 2009, a position he held for seven years. During his tenure in South Bend, Ingelsby, 38, helped lead the Irish to eight NCAA Tournament appearances.

"I really believe this is a great fit for me," Ingelsby said at the time of his hiring. "Coming from Notre Dame, to have the opportunity to be the head coach at a place like the University of Delaware is something I could not pass up. This is a great academic institution and a great community and we will be able to recruit young men who will excel in the classroom and on the basketball court. We want to win and we want to win the right way. It all starts with high character and highly competitive kids who will represent this basketball program and this University in a first-class manner on and off the basketball court. I can't wait to get started.

"We want to dream big dreams and talk about winning CAA championships and getting into the NCAA Tournament. There is a process that goes into place in building a basketball program and we will work hard to get there. Together, with the student body, faculty, alumni, community and fans, we can accomplish great things."

"I am incredibly excited for our student-athletes, our university and all of Blue Hen Nation to welcome Coach Ingelsby," said University of Delaware Director of Athletics and Recreation Services Chrissy Rawak. "Martin demands excellence in all that he does and has a keen focus on getting young men to go beyond their limits academically, athletically, and in the community. He will have an immediate impact not only on our basketball program, but on our entire department."

While in South Bend Ingelsby primarily worked with the Notre Dame guards and played an integral role in elevating the program's national recruiting efforts. The Fighting Irish reaped the benefits of that recruiting success over his final two seasons as Notre Dame advanced to the NCAA Tournament's Elite Eight in both 2015 and 2016.

The Fighting Irish enjoyed a magical 2014-15 campaign as Notre Dame won the Atlantic Coast Conference Tournament title, made its first Elite Eight appearance since 1979, and posted the second 30-win season in school history by finishing with a 32-6 mark.

Despite losing Jerian Grant and Pat Connaughton to the NBA, Notre Dame followed with another outstanding campaign in 2015-16, advancing to the ACC Tournament Semifinals before making its second straight Elite Eight appearance.

Ingelsby helped mentor Grant, a first team consensus All-American and unanimous first team All-ACC pick in 2015 before getting selected by the New York Knicks with the 19th pick in the 2015 NBA Draft. He also worked extensively with Connaughton, who played in a school-record 139 games and was the 41st pick in the 2015 NBA Draft by the Brooklyn Nets. That season marked the first time since 1992 that two Notre Dame players were selected in the same year of the NBA Draft.

Under Ingelsby's tutelage, Irish point guard Demetrius Jackson enjoyed an outstanding season in 2015-16, earning second team All-ACC and NCAA East Regional All-Tournament Team accolades.



THE MARTIN INGELSBY FILE

Born: November 24, 1978

Family: Wife, Colleen; twins Will and Kate (7); son Jack (3); son Benjamin (1)

High School: Archbishop Carroll (Wayne, Pa), 1997

College: Mendoza College of Business, University of Notre Dame, marketing degree, 2001

Named Coach: May 25, 2016

Coaching Career:

2002-03: Assistant Coach, Wagner College (2003 NCAA Tournament)

2003-2009: Coordinator of Basketball Operations, University of Notre Dame (2 NCAA Tournaments; 3 NIT Tournaments)

2009-2016: Assistant Coach, University of Notre Dame (6 NCAA Tournaments, 2 NCAA Elite Eights, 1 NIT Tournament)

2016-Present: Head Coach, University of Delaware

Ingelsby helped lead Notre Dame to a school-record seven consecutive 20-win seasons from 2006-13, while the Irish posted 97 victories from 2009-13, the most wins in a four-year period in school history. During Ingelsby's 13 seasons at his alma mater, Irish teams went 290-146 (.665) and the program posted a 168-76 record with six NCAA Tournament appearances in seven years once he assumed assistant coaching duties.

During Ingelsby's lone season at Wagner in 2002-03, he was part of the most successful season in school history as the Seahawks finished 21-11, won both the Northeast Conference regular season and tournament titles, and earned the school's first-ever berth in the NCAA Tournament.

Ingelsby was Notre Dame's starting point guard during three of his four seasons in South Bend. As a senior in 2000-01 he averaged 8.2 points and a team-high 6.4 assists as a starter in all 30 games. A team captain during his senior year, he guided the Irish to a 20-10 overall record and the Big East's West Division championship, the school's first ever conference title. Additionally, Notre Dame advanced to the second round of the NCAA Tournament after earning a berth in the field for the first time in more than a decade in Mike Brey's first season.

Ingelsby also started for the Irish as a freshman and sophomore, and led the team in assists during three of his four seasons. He handed out a team-high 150 assists as a freshman and earned a spot on the 1998 Big East All-Rookie Team.

A two-time member of the Big East Academic All-Star Team, Ingelsby was the recipient of the Notre Dame Club of St. Joseph Valley Rockne Student-Athlete Award during his senior season. He graduated from the Mendoza College of Business with a bachelor's degree in marketing in May, 2001.

Ingelsby enjoyed an outstanding career at Archbishop Carroll High School in suburban Philadelphia where he finished as the school's all-time leading scorer with 1,425 points and led his teams to an 80-12 record during his three years on the varsity squad.

Following his senior year in 1997, he won the prestigious Markward Award, given annually to the top high school player in the Philadelphia area, and was the Gatorade Player of the Year for Philadelphia while also earning All-Catholic League honors three times. Ingelsby was also named South Catholic League MVP as a senior and was a McDonald's All-America honorable mention selection.

Ingelsby's father, Tom, was a standout guard at Villanova from 1970-73 and served as his son's head coach at Archbishop Carroll. Tom led Villanova to the 1971 NCAA championship game and played for the Atlanta Hawks during the 1973-74 season and for the Spirits of St. Louis in the ABA the following year.

Ingelsby and his wife, Colleen, are the parents of twins Will and Kate (7), and sons Jack (3) and Benjamin (1).



2017-18 University of Delaware Men's Basketball Team: Front Row (left-right): Chyree Walker, Ryan Daly, Jacob Cushing, Kevin Anderson, Anthony Mosley, Ryan Allen, Curtis Lochner, Darian Bryant, Connor Rufo. **Back Row:** Coordinator of Player Development/Videography Danny O'Connor, Assistant Athletic Trainer Paul Lowry, Assistant Coach Corey McCrae, Assistant Coach Bill Phillips, Derrick Woods, Eric Carter, Collin Goss, Skye Johnson, Assistant Coach Torrian Jones, Director of Basketball Operations Pat Rogers, Head Coach Martin Ingelsby.

2017-18 UNIVERSITY OF DELAWARE MEN'S BASKETBALL ROSTER

No.	Name	Pos.	Cl.	Ht.	Wt.	Hometown/High School (Last School)
0	Ryan Daly *	G	So.	6-5	225	Ardmore, Pa./Archbishop Carroll
1	Kevin Anderson	G	Fr.	6-5	180	Williamsport, Pa./St. John Neumann
2	Ryan Allen	G	Fr.	6-2	195	Bowie, Md./DeMatha Catholic
3	Anthony Mosley ***	G	Sr.	6-1	180	Wilmington, Del./Sanford
4	Darian Bryant **	G	Jr.r	6-4	220	Bowie, Md./St. John's College HS (George Washington)
5	Eric Carter ***	F	Jr.r	6-9	235	Jackson, N.J./Jackson Memorial
10	Connor Rufo	G	Fr.	6-3	190	Hockessin, Del./Sanford
11	Chyree Walker	F	Fr.	6-5	195	Fairfax, Va./Bullis School (Md.)
15	Curtis Lochner **	G	Jr.	5-10	175	Willow Grove, Pa./Abington
20	Derrick Woods	F	So.r	6-8	240	Trenton, N.J./Pennsbury (Pa.) (St. Bonaventure)
22	Jacob Cushing *	F	So.	6-8	210	Naperville, Ill./Neuqua Valley
23	Skye Johnson ***	F	Sr.	6-8	250	Dumfries, Va./Virginia Episcopal School
33	Collin Goss #	F	Jr.	6-11	225	Manassas, Va./St. Stephens & St. Agnes (George Washington)

- will sit out the 2017-18 season per NCAA transfer regulations

Head Coach: Martin Ingelsby (Notre Dame '01), second season at Delaware

Assistant Coaches: Bill Phillips (Saint Joseph's '01), second season; Corey McCrae (Fordham '06), second season; Torrian Jones (Notre Dame '04), second season

Director of Basketball Operations: Pat Rogers (Notre Dame '10), second season

Coordinator of Player Development/Videography: Danny O'Conner (Indiana '16), second season

Pronunciation Guide

Darian Bryant - DARE-e-an

Torrian Jones - TORE-e-an

Curtis Lochner - LOCK-ner

Anthony Mosley - MOSE-lee

Connor Rufo - ROO-foe

Chyree Walker - KIE-ree

RYAN DALY

SOPHOMORE || GUARD || 6-5 || 225 || ARDMORE, PA. || ARCHBISHOP CARROLL



2017-18 GAME-BY-GAME

Date	Opponent	FG-A	3FG-A	FT-A	O-D-R	PF	A	T	B	S	Pts.	Min.
11/10	at Richmond	9-14	1-4	3-5	2-2-4	1	2	3	0	0	22	37
11/14	at Bradley	1-11	0-5	1-2	1-2-3	4	2	3	0	1	3	39
11/17	Wesley	10-15	1-3	2-4	6-3-9	1	2	0	0	1	23	30
11/20	at UNCG	5-12	3-6	2-2	2-4-6	1	1	2	1	3	15	38
11/21	vs. N. C. Wesleyan	6-11	1-3	3-6	2-4-6	1	2	2	0	1	16	26
11/22	vs. Longwood	4-12	0-4	8-8	0-4-4	2	3	1	0	1	16	36
11/27	Yale	5-16	2-7	1-4	1-2-3	3	2	0	0	2	13	40
12/1	at Navy											
12/6	Buffalo											
12/9	Notre Dame											
12/17	at Delaware State											
12/20	CSU Bakersfield											
12/28	Cornell											
12/30	at UNCW											
1/2	at College of Charleston											
1/5	William & Mary											
1/7	UNCW											
1/11	Drexel											
1/13	at James Madison											
1/18	at Hofstra											
1/20	at Northeastern											
1/25	College of Charleston											
1/27	Hofstra											
2/1	Towson											
2/3	at Elon											
2/8	Northeastern											
2/10	at William & Mary											
2/15	at Towson											
2/17	Elon											
2/22	at Drexel											
2/24	James Madison											

2017-18

- Preseason Second Team All-CAA selection
- Has reached double figures in all but one game this season, including five straight
- Scored 16 points in consecutive wins over North Carolina Wesleyan and Longwood
- Posted team-highs of 23 points and nine rebounds in the home-opening victory over Wesley
- Scored a game-high 22 points in the season-opening win at Richmond

2016-17

- CAA Rookie of the Year and Third Team All-CAA selection
- UD Alumni Association/Colonel C.B. Shaffer Team Most Valuable Player
- Set UD freshman single season records with 511 points and 171 rebounds
- Led all CAA freshmen in scoring and rebounding
- Led UD and ranked fifth in the CAA with 7.4 rebounds, and led UD and was sixth in the CAA with 16.0 points
- Posted six double-doubles
- His nine 20-point games are the most by a UD freshman
- Reached double figures in 21 of the final 23 games
- Named to CAA All-Tournament Team after recording double-doubles vs. Hofstra and UNCW
- Five-time CAA Rookie of the Week honoree

High School

- Selected Philadelphia Catholic League MVP, Markward Club City Player of the Year, and Delaware County Player of the Year last season at Archbishop Carroll
- Named first team AAA All-State, first team All-Main Line, and first team All-City
- Averaged 22.0 points and 7.0 rebounds per game as a senior
- Led Archbishop Carroll to the 2015 state finals

SEASON/CAREER HIGHS


	2017-18	Career
Points	23 vs. Wesley, 11/17	28 vs. UNCW, 1/7/17
Field Goals Made	10 vs. Wesley, 11/17	10, three times
Field Goals Att.	15 vs. Wesley, 11/17	22 vs. Hofstra, 12/31/17
3-pt. Field Goals	3 at UNCG, 11/20	5 at Yale, 12/11/17
3-pt. Field Goals Att.	7 vs. Yale, 11/27	10 vs. William & Mary, 2/18/17
Free Throws Made	8 vs. Longwood, 11/22	same
Free Throws Att.	8 vs. Longwood, 11/22	8, twice
Rebounds	9 vs. Wesley, 11/17	15 vs. Hofstra, 12/31/17
Assists	3 vs. Longwood, 11/22	6 vs. Hofstra, 3/3/17
Blocks	1 at UNCG, 11/20	2 vs. Towson, 1/21/17
Steals	3 at UNCG, 11/20	3, twice
Minutes	40 vs. Yale, 11/27	44 vs. Elon, 2/9/17

CAREER STATISTICS

Year	GP/GS	Min	Avg.	FG-FGA	Pct.	3FG-FGA	Pct.	FT-FTA	Pct.	OR	DR	Tot	Avg.	PF	FO	A	TO	B	S	Pts	Avg.
2016-17	32/21	1072	33.5	189-445	.425	62-183	.339	71-104	.683	67	171	238	7.4	66	0	66	39	8	27	511	16.0
2017-18	7/7	246	35.1	40-91	.440	8-32	.250	20-31	.645	14	21	35	5.0	13	0	14	11	1	9	108	15.4
Totals	39/28	1318	33.8	229-536	.427	70-215	.326	91-135	.674	81	192	273	7.0	79	0	80	50	9	36	619	15.9

KEVIN ANDERSON

FRESHMAN || GUARD || 6-5 || 180 || WILLIAMSPORT, PA. || ST. JOHN NEUMANN



1

2017-18 GAME-BY-GAME

Date	Opponent	FG-A	3FG-A	FT-A	O-D-R	PF	A	T	B	S	Pts.	Min.
11/10	at Richmond	2-7	1-5	6-8	0-4-4	2	3	0	1	2	11	31
11/14	at Bradley	5-11	2-6	3-4	1-7-8	4	2	2	1	1	15	39
11/17	Wesley	4-9	0-4	1-2	0-6-6	3	6	3	2	1	9	33
11/20	at UNCG	6-11	1-3	4-4	1-4-5	4	0	2	0	1	17	39
11/21	vs. N. C. Wesleyan	6-10	4-5	1-2	1-1-2	3	2	2	0	3	17	28
11/22	vs. Longwood	1-4	0-1	0-0	0-2-2	2	1	0	1	1	2	11
11/27	Yale	DNP - Concussion										
12/1	at Navy											
12/6	Buffalo											
12/9	Notre Dame											
12/17	at Delaware State											
12/20	CSU Bakersfield											
12/28	Cornell											
12/30	at UNCW											
1/2	at College of Charleston											
1/5	William & Mary											
1/7	UNCW											
1/11	Drexel											
1/13	at James Madison											
1/18	at Hofstra											
1/20	at Northeastern											
1/25	College of Charleston											
1/27	Hofstra											
2/1	Towson											
2/3	at Elon											
2/8	Northeastern											
2/10	at William & Mary											
2/15	at Towson											
2/17	Elon											
2/22	at Drexel											
2/24	James Madison											

2017-18

- Scored 11 points and handed out three seasons in his UD debut at Richmond
- Finished with season-highs of 15 points and eight rebounds at Bradley
- Posted nine points, six rebounds and six assists vs. Wesley
- Scored a season-high 17 points in consecutive games vs. UNCG and North Carolina Wesleyan

High School

- Named second team All-State as a sophomore before earning first team honors as both a junior and a senior
- Named Class A PIAA Player of the Year as a senior
- Averaged 21.5 points and 11.0 rebounds as a senior
- Helped St. John Neumann win four consecutive District 4 titles
- Led St. John Neumann to a 27-1 record during his senior season
- Scored 1,712 points in his career • never lost a regular season or district game

SEASON/CAREER HIGHS

	2017-18	Career
Points	17, twice	same
Field Goals Made	6, twice	same
Field Goals Att.	11, twice	same
3-pt. Field Goals	4 vs. N.C. Wesleyan, 11/21	same
3-pt. Field Goals Att.	6 at Bradley, 11/14	same
Free Throws Made	6 at Richmond, 11/10	same
Free Throws Att.	8 at Richmond, 11/10	same
Rebounds	8 at Bradley, 11/14	same
Assists	6 vs. Wesley, 11/17	same
Blocks	2 vs. Wesley, 11/17	same
Steals	3 vs. N.C. Wesleyan, 11/21	same
Minutes	39, twice	same

CAREER STATISTICS

Year	GP/GS	Min	Avg.	FG-FGA	Pct.	3FG-FGA	Pct.	FT-FTA	Pct.	OR	DR	Tot	Avg.	PF	FO	A	TO	B	S	Pts	Avg.
2017-18	6/6	181	30.2	24-52	.462	8-24	.333	15-20	.750	3	24	27	4.5	18	0	14	9	5	9	71	11.8
Totals	6/6	181	30.2	24-52	.462	8-24	.333	15-20	.750	3	24	27	4.5	18	0	14	9	5	9	71	11.8

RYAN ALLEN

FRESHMAN || GUARD || 6-2 || 195 || BOWIE, MD. || DEMATHA CATHOLIC



2

2017-18 GAME-BY-GAME

Date	Opponent	FG-A	3FG-A	FT-A	O-D-R	PF	A	T	B	S	Pts.	Min.
11/10	at Richmond											
		DNP - Violation of Team Rules										
11/14	at Bradley											
		DNP - Violation of Team Rules										
11/17	Wesley											
		DNP - Violation of Team Rules										
11/20	at UNCG	2-8	2-5	0-0	1-1-2	3	2	0	0	0	6	30
11/21	vs. N. C. Wesleyan	2-10	1-5	1-2	0-5-5	1	4	3	0	2	6	31
11/22	vs. Longwood	8-13	3-6	0-0	0-5-5	2	2	3	1	0	19	35
11/27	Yale	4-11	2-5	6-6	0-0-0	4	0	0	1	0	16	38
12/1	at Navy											
12/6	Buffalo											
12/9	Notre Dame											
12/17	at Delaware State											
12/20	CSU Bakersfield											
12/28	Cornell											
12/30	at UNCW											
1/2	at College of Charleston											
1/5	William & Mary											
1/7	UNCW											
1/11	Drexel											
1/13	at James Madison											
1/18	at Hofstra											
1/20	at Northeastern											
1/25	College of Charleston											
1/27	Hofstra											
2/1	Towson											
2/3	at Elon											
2/8	Northeastern											
2/10	at William & Mary											
2/15	at Towson											
2/17	Elon											
2/22	at Drexel											
2/24	James Madison											

2017-18

- Scored 16 points and hit all six free throw attempts vs. Yale
- Led the Blue Hens with a season-high 19 points in the win over Longwood
- Suspended for the first three games of the season due to a violation of team rules

High School

- Named first team Washington Catholic Athletic Conference as a senior
- Helped lead DeMatha Catholic High School to a 32-5 record and a runner-up finish in the conference
- Averaged 9.0 points and ranked second on the team with 51 three-pointers as a junior
- Teammate of Markelle Fultz, the top pick in the 2017 NBA Draft, at DeMatha

SEASON/CAREER HIGHS

	2017-18	Career
Points	19 vs. Longwood, 11/22	same
Field Goals Made	8 vs. Longwood, 11/22	same
Field Goals Att.	13 vs. Longwood, 11/22	same
3-pt. Field Goals	3 vs. Longwood, 11/22	same
3-pt. Field Goals Att.	6 vs. Longwood, 11/22	same
Free Throws Made	6 vs. Yale, 11/27	same
Free Throws Att.	6 vs. Yale, 11/27	same
Rebounds	5, twice	same
Assists	4 vs. N.C. Wesleyan, 11/21	same
Blocks	1, twice	same
Steals	2 vs. N.C. Wesleyan, 11/21	same
Minutes	38 vs. Yale, 11/27	same

CAREER STATISTICS

Year	GP/GS	Min	Avg.	FG-FGA	Pct.	3FG-FGA	Pct.	FT-FTA	Pct.	OR	DR	Tot	Avg.	PF	FO	A	TO	B	S	Pts	Avg.
2017-18	4/1	134	33.5	16-42	.381	8-21	.381	7-8	.875	1	11	12	3.0	10	0	8	6	2	2	47	11.8
Totals	4/1	134	33.5	16-42	.381	8-21	.381	7-8	.875	1	11	12	3.0	10	0	8	6	2	2	47	11.8

ANTHONY MOSLEY

SENIOR || GUARD || 6-1 || 180 || WILMINGTON, DEL. || SANFORD



3

2017-18 GAME-BY-GAME

Date	Opponent	FG-A	3FG-A	FT-A	O-D-R	PF	A	T	B	S	Pts.	Min.
11/10	at Richmond	2-4	0-0	6-7	0-2-2	3	5	2	0	2	10	27
11/14	at Bradley	4-8	0-0	5-10	2-3-5	3	2	2	1	2	13	32
11/17	Wesley	3-7	0-0	5-6	1-5-6	5	4	3	0	2	11	30
11/20	at UNCG	5-7	0-0	3-3	0-3-3	4	0	1	0	4	13	21
11/21	vs. N. C. Wesleyan	2-2	0-0	3-6	0-1-1	3	2	2	0	3	7	24
11/22	vs. Longwood	2-5	0-0	3-4	1-2-3	1	3	1	0	1	7	36
11/27	Yale	7-14	0-1	9-10	5-4-9	3	2	3	0	1	23	35
12/1	at Navy											
12/6	Buffalo											
12/9	Notre Dame											
12/17	at Delaware State											
12/20	CSU Bakersfield											
12/28	Cornell											
12/30	at UNCW											
1/2	at College of Charleston											
1/5	William & Mary											
1/7	UNCW											
1/11	Drexel											
1/13	at James Madison											
1/18	at Hofstra											
1/20	at Northeastern											
1/25	College of Charleston											
1/27	Hofstra											
2/1	Towson											
2/3	at Elon											
2/8	Northeastern											
2/10	at William & Mary											
2/15	at Towson											
2/17	Elon											
2/22	at Drexel											
2/24	James Madison											

2017-18

- Scored 10 points and handed out a team-high five assists in the victory at Richmond
- Finished with 13 points, five rebounds, two assists and two steals at Bradley
- Posted 11 points, six rebounds and four assists vs. Wesley
- Recorded 13 points and tied his career-high with four steals at UNCG
- Notched season-highs of 23 points and nine rebounds against Yale

2016-17

- Appeared in 33 games while making 29 starts
- Ranked second in the CAA with 1.7 steals, ninth with a 77.7 free throw percentage, and 15th with 2.5 steals
- Led the Blue Hens with 55 steals and 83 assists
- Ranked second on the team with 10.0 points per game
- Reached double figures in 16 games
- Scored a season-high 21 points at Seton Hall
- Added 20 points in the CAA Quarterfinal game vs. UNCW

2015-16

- Appeared in 30 games while making 26 starts
- Ranked fourth on the team with 9.7 points and fifth with 4.4 rebounds
- Second on the squad with 67 assists and 21 steals
- Led the Blue Hens with a 45.9 field goal percentage
- Reached double figures in 16 games, including six straight from Dec. 29 through Jan. 14
- Scored a career-high 28 points in the overtime loss at Towson
- Recorded his first career double-double with 16 points and a career-high 11 rebounds vs. JMU

2014-15

- Appeared in 26 games while making two starts
- Ranked third on the team with 36 assists while adding 40 points and 18 rebounds on the year
- Made his first career start at Fairleigh Dickinson, dishing out a season-high seven assists while scoring five points in 32 minutes of action
- Scored a season-best seven points and grabbed three rebounds at Cal Poly

SEASON/CAREER HIGHS


	2017-18	Career
Points	23 vs. Yale, 11/27	28 at Towson, 1/30/16
Field Goals Made	7 vs. Yale, 11/27	8, twice
Field Goals Att.	14 vs. Yale, 11/27	15 at La Salle, 11/15/16
3-pt. Field Goals	n/a	3 at Northeastern, 1/7/16
3-pt. Field Goals Att.	1 vs. Yale, 11/27	4 at Northeastern, 1/7/16
Free Throws Made	9 vs. Yale, 11/27	13 at Seton Hall, 12/17/16
Free Throws Att.	10, twice	14 at Seton Hall, 12/17/16
Rebounds	9 vs. Yale, 11/27	11 vs. James Madison, 1/2/16
Assists	5 at Richmond, 11/10	7, twice
Blocks	1 at Bradley, 11/14	2, three times
Steals	4 at UNCG, 11/20	4, six times
Minutes	36 vs. Longwood, 11/22	42 at Towson, 1/30/16

CAREER STATISTICS

Year	GP/GS	Min	Avg.	FG-FGA	Pct.	3FG-FGA	Pct.	FT-FTA	Pct.	OR	DR	Tot	Avg.	PF	FO	A	TO	B	S	Pts	Avg.
2014-15	26/2	224	8.6	11-37	.297	1-4	.250	17-33	.515	6	12	18	0.7	26	0	36	23	3	11	40	1.5
2015-16	30/26	940	31.3	90-196	.459	14-29	.483	98-140	.700	14	119	133	4.4	87	2	67	63	5	21	292	9.7
2016-17	33/29	979	29.7	112-234	.479	4-18	.222	101-130	.777	21	88	109	3.3	84	3	83	80	15	55	329	10.0
2017-18	6/4	170	28.3	18-33	.545	0-0	---	25-36	.694	4	16	20	3.3	19	1	16	11	1	14	61	10.2
Totals	95/61	2313	24.3	231-500	.462	19-51	.373	241-339	.711	45	235	280	2.9	216	6	202	177	24	101	722	7.6

DARIAN BRYANT

REDSHIRT JUNIOR || GUARD || 6-4 || 220 || BOWIE, MD. || ST. JOHN'S COLLEGE HS || GEORGE WASHINGTON



4

2017-18 GAME-BY-GAME

Date	Opponent	FG-A	3FG-A	FT-A	O-D-R	PF	A	T	B	S	Pts.	Min.
11/10	at Richmond	0-1	0-1	2-2	0-0-0	0	2	0	0	1	2	18
11/14	at Bradley	1-3	0-2	0-2	1-2-3	1	2	2	0	0	2	27
11/17	Wesley	2-8	0-3	0-0	1-1-2	0	3	1	0	0	4	24
11/20	at UNCG	1-5	0-3	0-0	0-2-2	2	0	2	0	0	2	25
11/21	vs. N. C. Wesleyan	2-2	1-1	2-4	1-1-2	2	1	1	0	1	7	19
11/22	vs. Longwood	2-7	0-4	0-0	0-2-2	3	1	1	0	1	4	35
11/27	Yale	2-6	0-2	0-2	0-2-2	1	3	1	0	1	4	23
12/1	at Navy											
12/6	Buffalo											
12/9	Notre Dame											
12/17	at Delaware State											
12/20	CSU Bakersfield											
12/28	Cornell											
12/30	at UNCW											
1/2	at College of Charleston											
1/5	William & Mary											
1/7	UNCW											
1/11	Drexel											
1/13	at James Madison											
1/18	at Hofstra											
1/20	at Northeastern											
1/25	College of Charleston											
1/27	Hofstra											
2/1	Towson											
2/3	at Elon											
2/8	Northeastern											
2/10	at William & Mary											
2/15	at Towson											
2/17	Elon											
2/22	at Drexel											
2/24	James Madison											

2017-18

- Finished with two points, three rebounds and two assists at Bradley
- Scored four points and handed out three assists vs. Wesley and Yale
- Scored a season-high seven points vs. North Carolina Wesleyan

2016-17

- Appeared in 32 games while making 18 starts
- Ranked fourth on the team with 7.6 points per game
- Reached double figures in 10 games, including six out of seven contests from Jan. 26 through Feb. 16
- Hit a game-winning three-pointer with 5.5 seconds left in the 58-57 win at James Madison
- Scored a career-high 16 points at Miami (Ohio)

2015-16

- Sat out the season as a redshirt after transferring to UD from George Washington

2014-15

- Appeared in 32 of 35 games for the Colonials, averaging 1.2 points and 0.8 rebounds
- Scored a season-high seven points vs. UMBC
- Added five points against Grambling, Longwood and UMass

SEASON/CAREER HIGHS

	2017-18	Career
Points	7 vs. N.C. Wesleyan, 11/21	16 at Miami (Ohio), 11/18/16
Field Goals Made	2, four times	7 vs. Drexel, 2/16/17
Field Goals Att.	8 vs. Wesley, 11/17	13 vs. Elon, 2/9/17
3-pt. Field Goals	1 vs. N.C. Wesleyan, 11/21	2, five times
3-pt. Field Goals Att.	4 vs. N.C. Wesleyan, 11/21	6 vs. Elon, 2/9/17
Free Throws Made	2, twice	7 at Miami (Ohio), 11/18/16
Free Throws Att.	4 vs. N.C. Wesleyan, 11/21	8, twice
Rebounds	3 at Bradley, 11/14	9 at Bradley, 11/13/16
Assists	3, twice	5 at Hofstra, 2/2/17
Blocks	n/a	2, twice
Steals	1, four times	2 at Hofstra, 2/2/17
Minutes	35 vs. Longwood, 11/22	39 vs. Hofstra, 3/3/17

CAREER STATISTICS

Year	GP/GS	Min	Avg.	FG-FGA	Pct.	3FG-FGA	Pct.	FT-FTA	Pct.	OR	DR	Tot	Avg.	PF	FO	A	TO	B	S	Pts	Avg.
2016-17	31/18	880	27.5	93-212	.439	21-61	.344	36-54	.667	15	75	90	2.8	62	1	57	59	7	13	243	7.6
2017-18	7/5	171	24.4	10-32	.313	1-16	.063	4-10	.400	3	10	13	1.9	9	0	12	8	0	4	25	3.6
Totals	38/23	1051	27.7	103-244	.422	22-77	.286	40-64	.625	18	85	103	2.7	71	1	69	67	7	17	268	7.1

ERIC CARTER

REDSHIRT JUNIOR || FORWARD || 6-9 || 235 || JACKSON, N.J. || JACKSON MEMORIAL



5

2017-18 GAME-BY-GAME

Date	Opponent	FG-A	3FG-A	FT-A	O-D-R	PF	A	T	B	S	Pts.	Min.
11/10	at Richmond	5-7	0-0	2-4	1-11-12	3	0	3	1	4	12	31
11/14	at Bradley	7-9	0-0	4-5	3-9-12	4	2	1	0	1	18	31
11/17	Wesley	3-4	0-0	4-6	3-5-8	2	4	2	1	1	10	18
11/20	at UNCG	4-6	0-0	3-5	2-2-4	2	1	1	0	2	11	26
11/21	vs. N. C. Wesleyan				DNP - Ankle							
11/22	vs. Longwood				DNP - Ankle							
11/27	Yale	0-3	0-0	0-0	1-3-4	2	0	1	1	0	0	17
12/1	at Navy											
12/6	Buffalo											
12/9	Notre Dame											
12/17	at Delaware State											
12/20	CSU Bakersfield											
12/28	Cornell											
12/30	at UNCW											
1/2	at College of Charleston											
1/5	William & Mary											
1/7	UNCW											
1/11	Drexel											
1/13	at James Madison											
1/18	at Hofstra											
1/20	at Northeastern											
1/25	College of Charleston											
1/27	Hofstra											
2/1	Towson											
2/3	at Elon											
2/8	Northeastern											
2/10	at William & Mary											
2/15	at Towson											
2/17	Elon											
2/22	at Drexel											
2/24	James Madison											

2017-18

- Posted a double-double with 12 points and 12 rebounds in the season-opening win at Richmond
- Notched his second straight double-double with game-highs of 18 points and 12 boards at Bradley
- Finished with 10 points, eight rebounds and four assists vs. Wesley
- Missed the North Carolina Wesleyan and Longwood games with an ankle injury

2016-17

- Appeared in all 33 games while making 24 starts
- Ranked second on the team and 16th in the CAA by averaging 5.4 rebounds per game
- Was fifth on the Blue Hens with a 6.6 scoring average
- Scored a career-high 20 points on 9 of 10 shooting from the field at UNCW
- Recorded a career-high 15 rebounds and scored 14 points in the win over Goldey-Beacom
- Notched his second double-double with 19 points and 10 rebounds in the CAA Tournament win over Hofstra

2015-16

- Sat out the season as a redshirt after suffering an ACL injury during preseason drills

2014-15

- Appeared in 23 games while making three starts
- Averaged 2.5 rebounds and 1.4 points per game
- Ranked fifth among CAA freshmen in rebounding
- Led Delaware with a season-high eight rebounds during the win at Charleston
- Scored a season-high six points while making his first career start against Villanova
- Also scored five points in the home opener vs. Army

SEASON/CAREER HIGHS

	2017-18	Career
Points	18 at Bradley, 11/14	20 at UNCW, 2/4/17
Field Goals Made	7 at Bradley, 11/14	9 at UNCW, 2/4/17
Field Goals Att.	9 at Bradley, 11/14	12 at Charleston, 2/23/17
3-pt. Field Goals	n/a	n/a
3-pt. Field Goals Att.	n/a	1 vs. Goldey-Beacom, 11/11/16
Free Throws Made	4, twice	9 vs. Northeastern, 1/21/17
Free Throws Att.	6 vs. Wesley, 11/17	11 vs. Northeastern, 1/21/17
Rebounds	12, twice	15 vs. Goldey-Beacom, 11/11/16
Assists	4 vs. Wesley, 11/17	4, four times
Blocks	1, three times	2, four times
Steals	4 at Richmond, 11/10	5 vs. Drexel, 2/16/17
Minutes	31, twice	33, twice

CAREER STATISTICS

Year	GP/GS	Min	Avg.	FG-FGA	Pct.	3FG-FGA	Pct.	FT-FTA	Pct.	OR	DR	Tot	Avg.	PF	FO	A	TO	B	S	Pts	Avg.
2014-15	23/3	218	9.5	12-34	.353	0-0	---	8-17	.471	29	28	57	2.5	42	0	12	20	8	4	32	1.4
2016-17	30/21	613	20.4	67-139	.482	0-1	.000	48-77	.623	54	104	158	5.3	87	1	42	50	11	9	182	6.1
2017-18	5/5	123	24.6	19-29	.655	0-0	---	13-20	.650	10	30	40	8.0	13	0	7	8	3	8	51	10.2
Totals	58/29	954	16.4	98-202	.485	0-1	.000	69-114	.605	93	162	255	4.4	142	1	61	78	22	21	265	4.6

CONNOR RUFO

FRESHMAN || GUARD || 6-3 || 190 || HOCESSIN, DEL. || SANFORD



10

2017-18 GAME-BY-GAME

Date	Opponent	FG-A	3FG-A	FT-A	O-D-R	PF	A	T	B	S	Pts.	Min.
11/10	at Richmond	0-0	0-0	0-0	0-0-0	0	0	0	0	0	0	0+
11/14	at Bradley				DNP - CD							
11/17	Wesley	0-0	0-0	0-0	0-0-0	0	0	0	0	0	0	2
11/20	at UNCG	1-1	0-0	0-0	0-0-0	0	0	0	0	0	2	1
11/21	vs. N. C. Wesleyan	0-1	0-0	0-0	0-0-0	1	0	0	0	0	0	2
11/22	vs. Longwood				DNP - CD							
11/27	Yale				DNP - CD							
12/1	at Navy											
12/6	Buffalo											
12/9	Notre Dame											
12/17	at Delaware State											
12/20	CSU Bakersfield											
12/28	Cornell											
12/30	at UNCW											
1/2	at College of Charleston											
1/5	William & Mary											
1/7	UNCW											
1/11	Drexel											
1/13	at James Madison											
1/18	at Hofstra											
1/20	at Northeastern											
1/25	College of Charleston											
1/27	Hofstra											
2/1	Towson											
2/3	at Elon											
2/8	Northeastern											
2/10	at William & Mary											
2/15	at Towson											
2/17	Elon											
2/22	at Drexel											
2/24	James Madison											

2017-18

- Saw action vs. Richmond and Wesley
- Scored two points at UNCG
- Missed a field goal attempt vs. North Carolina Wesleyan

High School

- Named second team All-Delaware Independent School Conference as a senior
- Averaged 10.0 points, four assists and six rebounds per game
- Helped lead Sanford School to four conference championships and to the state title during his senior year
- Named to first Honor Roll during his final three years

SEASON/CAREER HIGHS

	2017-18	Career
Points	2 at UNCG, 11/20	same
Field Goals Made	1 at UNCG, 11/20	same
Field Goals Att.	1, twice	same
3-pt. Field Goals	n/a	n/a
3-pt. Field Goals Att.	n/a	n/a
Free Throws Made	n/a	n/a
Free Throws Att.	n/a	n/a
Rebounds	n/a	n/a
Assists	n/a	n/a
Blocks	n/a	n/a
Steals	n/a	n/a
Minutes	2, twice	same

CAREER STATISTICS

Year	GP/GS	Min	Avg.	FG-FGA	Pct.	3FG-FGA	Pct.	FT-FTA	Pct.	OR	DR	Tot	Avg.	PF	FO	A	TO	B	S	Pts	Avg.
2017-18	4/0	5	1.3	1-2	.500	0-0	---	0-0	---	0	0	0	0.0	1	0	0	0	0	0	2	0.5
Totals	2/0	5	1.3	1-2	5.00	0-0	---	0-0	---	0	0	0	0.0	1	0	0	0	0	0	2	0.5

CHYREE WALKER

FRESHMAN || FORWARD || 6-5 || 195 || FAIRFAX, VA. || BULLIS SCHOOL (MD.)



11

2017-18 GAME-BY-GAME

Date	Opponent	FG-A	3FG-A	FT-A	O-D-R	PF	A	T	B	S	Pts.	Min.
11/10	at Richmond	3-4	1-1	0-1	1-1-2	3	0	1	0	0	7	18
11/14	at Bradley	0-1	0-0	0-0	0-0-0	3	1	2	0	0	0	10
11/17	Wesley	5-7	0-0	0-0	0-1-1	2	3	0	0	2	10	19
11/20	at UNGC	0-2	0-0	0-0	1-0-1	0	0	1	0	0	0	8
11/21	vs. N. C. Wesleyan	1-8	0-1	0-2	3-1-4	3	0	0	1	0	2	16
11/22	vs. Longwood	DNP - CD										
11/27	Yale	4-7	0-2	0-0	3-5-8	3	1	1	0	1	8	21
12/1	at Navy											
12/6	Buffalo											
12/9	Notre Dame											
12/17	at Delaware State											
12/20	CSU Bakersfield											
12/28	Cornell											
12/30	at UNCW											
1/2	at College of Charleston											
1/5	William & Mary											
1/7	UNCW											
1/11	Drexel											
1/13	at James Madison											
1/18	at Hofstra											
1/20	at Northeastern											
1/25	College of Charleston											
1/27	Hofstra											
2/1	Towson											
2/3	at Elon											
2/8	Northeastern											
2/10	at William & Mary											
2/15	at Towson											
2/17	Elon											
2/22	at Drexel											
2/24	James Madison											

2017-18

- Scored seven points and grabbed two rebounds in the season-opening win at Richmond
- Posted 10 points, three assists and two steals vs. Wesley
- Scored eight points and grabbed a season-high eight rebounds against Yale

High School

- Named All-Interstate Athletic Conference during his junior and senior seasons
- Helped lead Bullis School to the conference championship in 2017
- Averaged 10.0 points per game as a sophomore and 14.7 points as a junior

SEASON/CAREER HIGHS

	2017-18	Career
Points	10 vs. Wesley, 11/17	same
Field Goals Made	5 vs. Wesley, 11/17	same
Field Goals Att.	8 vs. N.C. Wesleyan, 11/21	same
3-pt. Field Goals	1 at Richmond, 11/10	same
3-pt. Field Goals Att.	1, twice	same
Free Throws Made	n/a	n/a
Free Throws Att.	2 vs. N.C. Wesleyan, 11/21	same
Rebounds	8 vs. Yale, 11/27	same
Assists	3 vs. Wesley, 11/17	same
Blocks	1 vs. N.C. Wesleyan, 11/21	same
Steals	2 vs. Wesley, 11/17	same
Minutes	21 vs. Yale, 11/27	same

CAREER STATISTICS

Year	GP/GS	Min	Avg.	FG-FGA	Pct.	3FG-FGA	Pct.	FT-FTA	Pct.	OR	DR	Tot	Avg.	PF	FO	A	TO	B	S	Pts	Avg.
2017-18	6/2	92	15.3	13-29	.448	1-4	.250	0-3	.000	8	8	16	2.7	14	0	5	5	1	3	27	4.5
Totals	6/2	92	15.3	13-29	.448	1-4	.250	0-3	.000	8	8	16	2.7	14	0	5	5	1	3	27	4.5

CURTIS LOCHNER

JUNIOR || GUARD || 5-10 || 175 || WILLOW GROVE, PA. || ABINGTON



15

2017-18 GAME-BY-GAME

Date	Opponent	FG-A	3FG-A	FT-A	O-D-R	PF	A	T	B	S	Pts.	Min.
11/10	at Richmond	0-0	0-0	0-0	0-0-0	0	0	0	0	0	0	0+
11/14	at Bradley				DNP - CD							
11/17	Wesley	0-0	0-0	1-2	0-0-0	0	0	1	0	0	1	2
11/20	at UNCG	0-0	0-0	0-0	0-0-0	0	0	0	0	0	0	1
11/21	vs. N. C. Wesleyan	0-0	0-0	0-0	0-0-0	0	0	0	0	0	0	3
11/22	vs. Longwood				DNP - CD							
11/27	Yale				DNP - CD							
12/1	at Navy											
12/6	Buffalo											
12/9	Notre Dame											
12/17	at Delaware State											
12/20	CSU Bakersfield											
12/28	Cornell											
12/30	at UNCW											
1/2	at College of Charleston											
1/5	William & Mary											
1/7	UNCW											
1/11	Drexel											
1/13	at James Madison											
1/18	at Hofstra											
1/20	at Northeastern											
1/25	College of Charleston											
1/27	Hofstra											
2/1	Towson											
2/3	at Elon											
2/8	Northeastern											
2/10	at William & Mary											
2/15	at Towson											
2/17	Elon											
2/22	at Drexel											
2/24	James Madison											

2016-17

- Played during the final minute of the season-opening win at Richmond
- Hit a free throw vs. Wesley
- Saw action against UNCG and North Carolina Wesleyan

2016-17

- Appeared in 10 games as a sophomore
- Hit two free throws and grabbed a rebound at William & Mary
- Handed out an assist at South Florida and Towson
- Connected on his first career three-pointer at Seton Hall
- Scored two points by hitting his first field goal vs. Bryn Athyn
- Missed a three-point attempt while playing four minutes vs. Northern Kentucky
- Named to CAA All-Academic Team
- Selected to CAA Academic Honor Roll

2015-16

- Appeared in 14 games as a freshman
- Hit a free throw for his only point of the season and grabbed a rebound at Buffalo
- Also collected a rebound at Villanova
- Handed out an assist vs. James Madison
- Played a season-high seven minutes at Elon

SEASON/CAREER HIGHS

	2017-18	Career
Points	1 vs. Wesley, 11/17	3 at Seton Hall, 12/17/16
Field Goals Made	n/a	1, twice
Field Goals Att.	n/a	2 vs. Bryn Athyn, 11/27/16
3-pt. Field Goals	n/a	1 at Seton Hall, 12/17/16
3-pt. Field Goals Att.	n/a	1, five times
Free Throws Made	1 vs. Wesley, 11/17	2 at William & Mary, 1/26/17
Free Throws Att.	2 vs. Wesley, 11/17	2, three times
Rebounds	n/a	1, three times
Assists	n/a	1, three times
Blocks	n/a	n/a
Steals	n/a	1 vs. Bradley, 12/1/15
Minutes	3 vs. N.C. Wesleyan, 11/21	7, twice

CAREER STATISTICS

Year	GP/GS	Min	Avg.	FG-FGA	Pct.	3FG-FGA	Pct.	FT-FTA	Pct.	OR	DR	Tot	Avg.	PF	FO	A	TO	B	S	Pts	Avg.
2015-16	14/0	24	1.7	0-4	.000	0-2	.000	1-2	.500	1	1	2	0.1	2	0	1	0	0	1	1	0.1
2016-17	10/0	31	3.1	2-7	.286	1-4	.250	2-2	1.000	0	1	1	0.1	4	0	2	3	0	1	7	0.7
2017-18	4/0	6	1.5	0-0	---	0-0	---	1-2	.500	0	0	0	0.0	0	0	0	1	0	0	1	0.3
Totals	28/0	61	2.2	2-11	.182	1-6	.167	4-6	.667	1	2	3	0.1	6	0	3	4	0	2	9	0.3

DERRICK WOODS

REDSHIRT SOPHOMORE || FORWARD || 6-8 || 240 || TRENTON, N.J. || PENNSBURY (PA.) || ST. BONAVENTURE



20

2017-18 GAME-BY-GAME

Date	Opponent	FG-A	3FG-A	FT-A	O-D-R	PF	A	T	B	S	Pts.	Min.
11/10	at Richmond	2-3	0-0	0-2	0-1-1	3	1	0	0	0	4	8
11/14	at Bradley	1-2	0-0	0-0	1-1-2	1	0	1	1	0	2	11
11/17	Wesley	5-8	0-0	1-2	2-3-5	3	2	0	1	0	11	18
11/20	at UNCG	0-1	0-0	0-0	0-1-1	2	0	2	0	0	0	3
11/21	vs. N. C. Wesleyan	7-8	1-1	4-5	4-6-10	1	1	1	0	0	19	20
11/22	vs. Longwood	4-8	0-1	3-5	1-8-9	4	1	3	0	0	11	31
11/27	Yale	1-2	0-0	0-0	1-9-10	2	0	2	0	1	2	17
12/1	at Navy											
12/6	Buffalo											
12/9	Notre Dame											
12/17	at Delaware State											
12/20	CSU Bakersfield											
12/28	Cornell											
12/30	at UNCW											
1/2	at College of Charleston											
1/5	William & Mary											
1/7	UNCW											
1/11	Drexel											
1/13	at James Madison											
1/18	at Hofstra											
1/20	at Northeastern											
1/25	College of Charleston											
1/27	Hofstra											
2/1	Towson											
2/3	at Elon											
2/8	Northeastern											
2/10	at William & Mary											
2/15	at Towson											
2/17	Elon											
2/22	at Drexel											
2/24	James Madison											

2017-18

- Scored 11 points and grabbed five rebounds and dished out two assists vs. Wesley
- Posted career-highs of 19 points and 10 rebounds while making his first career start vs. N.C. Wesleyan
- Added 11 points and a team-leading nine boards against Longwood
- Led the Blue Hens with 10 rebounds vs. Yale

2016-17

- Sat out the season as a redshirt after transferring to UD from St. Bonaventure over the summer

2015-16

- Appeared in 30 games while making 22 starts for the Bonnies
- Led St. Bonaventure to a 22-9 record, a tie for the Atlantic 10 lead with a 14-4 mark, and berth in the NIT
- Averaged 3.5 points and 2.4 rebounds per game
- Shot 56.8 percent from the floor
- Scored a season-high 11 points on 5 of 6 shooting vs. Davidson
- Grabbed a season-best five rebounds in four games

SEASON/CAREER HIGHS

	2017-18	Career
Points	19 vs. N.C. Wesleyan, 11/21	same
Field Goals Made	7 vs. N.C. Wesleyan, 11/21	same
Field Goals Att.	8, twice	same
3-pt. Field Goals	1 vs. N.C. Wesleyan, 11/21	same
3-pt. Field Goals Att.	1, twice	same
Free Throws Made	4 vs. N.C. Wesleyan, 11/21	same
Free Throws Att.	5, twice	same
Rebounds	10, twice	same
Assists	2 vs. Wesley, 11/17	same
Blocks	1, twice	same
Steals	1 vs. Yale, 11/27	same
Minutes	31 vs. Longwood, 11/22	same

CAREER STATISTICS

Year	GP/GS	Min	Avg.	FG-FGA	Pct.	3FG-FGA	Pct.	FT-FTA	Pct.	OR	DR	Tot	Avg.	PF	FO	A	TO	B	S	Pts	Avg.
2017-18	7/2	108	15.4	20-32	.625	1-2	.500	8-14	.571	9	29	38	5.4	16	0	5	9	2	1	49	7.0
Totals	7/2	108	15.4	20-32	.625	1-2	.500	8-14	.571	9	29	38	5.4	16	0	5	9	2	1	49	7.0

JACOB CUSHING

SOPHOMORE || FORWARD || 6-8 || 210 || NAPERVILLE, ILL. || NEUQUA VALLEY



22

2017-18 GAME-BY-GAME

Date	Opponent	FG-A	3FG-A	FT-A	O-D-R	PF	A	T	B	S	Pts.	Min.
11/10	at Richmond	3-6	2-4	0-0	1-4-5	3	2	1	0	0	8	30
11/14	at Bradley	0-3	0-1	0-0	0-2-2	2	0	0	0	0	0	11
11/17	Wesley	2-4	0-2	0-0	0-2-2	4	0	1	0	0	4	15
11/20	at UNCG	DNP - CD										
11/21	vs. N. C. Wesleyan	3-6	1-3	0-0	2-4-6	0	1	2	0	0	7	17
11/22	vs. Longwood	1-1	0-0	0-0	0-0-0	0	1	1	0	0	2	7
11/27	Yale	0-2	0-1	0-0	0-2-2	0	0	1	0	0	0	9
12/1	at Navy											
12/6	Buffalo											
12/9	Notre Dame											
12/17	at Delaware State											
12/20	CSU Bakersfield											
12/28	Cornell											
12/30	at UNCW											
1/2	at College of Charleston											
1/5	William & Mary											
1/7	UNCW											
1/11	Drexel											
1/13	at James Madison											
1/18	at Hofstra											
1/20	at Northeastern											
1/25	College of Charleston											
1/27	Hofstra											
2/1	Towson											
2/3	at Elon											
2/8	Northeastern											
2/10	at William & Mary											
2/15	at Towson											
2/17	Elon											
2/22	at Drexel											
2/24	James Madison											

2017-18

- Scored eight points and grabbed five rebounds in the season-opening win at Richmond
- Finished with four points and two rebounds vs. Wesley
- Scored seven points against North Carolina Wesleyan

2016-17

- Appeared in 27 games while making eight starts
- Averaged 1.8 points and 1.7 rebounds per game
- Scored a career-high 11 points and knocked down three 3-pointers at UNCW
- Scored eight points in the home win over Elon
- Scored five points and grabbed four rebounds vs. Drexel
- Finished with five points and added five rebounds vs. Hofstra

High School

- Second team Naperville Sun All-City selection as a senior
- Unanimous All-DuPage Valley Conference pick during senior year
- Averaged 14.0 points and 7.0 rebounds while shooting 48 percent
- Also earned All-Conference honors during junior year, when he led Neuqua Valley to a 29-5 record and the regional and conference championship

SEASON/CAREER HIGHS

	2017-18	Career
Points	8 at Richmond, 11/10	11 at UNCW, 2/4/17
Field Goals Made	3, twice	4 at UNCW, 2/4/17
Field Goals Att.	6, twice	9 at UNCW, 2/4/17
3-pt. Field Goals	2 at Richmond, 11/10	3 at UNCW, 2/4/17
3-pt. Field Goals Att.	4 at Richmond, 11/10	5 at UNCW, 2/4/17
Free Throws Made	n/a	2 at Elon, 2/25/17
Free Throws Att.	n/a	2, seven times
Rebounds	6 vs. N.C. Wesleyan, 11/21	7 vs. Bryn Athyn, 11/27/17
Assists	2 at Richmond, 11/10	same
Blocks	n/a	1, three times
Steals	n/a	1 at Northeastern, 1/5/17
Minutes	30 at Richmond, 11/10	same

CAREER STATISTICS

Year	GP/GS	Min	Avg.	FG-FGA	Pct.	3FG-FGA	Pct.	FT-FTA	Pct.	OR	DR	Tot	Avg.	PF	FO	A	TO	B	S	Pts	Avg.
2016-17	27/8	314	11.6	17-64	.266	7-35	.200	7-14	.500	7	40	47	1.7	27	0	5	8	3	1	48	1.8
2017-18	6/2	89	14.8	9-22	.409	3-11	.273	0-0	---	3	14	17	2.8	9	0	4	6	0	0	21	3.5
Totals	33/10	403	12.2	26-86	.302	10-46	.217	7-14	.500	10	54	64	1.9	36	0	9	14	3	1	69	2.1

SKYE JOHNSON

SENIOR || FORWARD || 6-8 || 250 || DUMFRIES, VA. || VIRGINIA EPISCOPAL SCHOOL



25

2017-18 GAME-BY-GAME

Date	Opponent	FG-A	3FG-A	FT-A	O-D-R	PF	A	T	B	S	Pts.	Min.
11/10	at Richmond				DNP - CD							
11/14	at Bradley				DNP - CD							
11/17	Wesley	4-5	0-0	2-4	1-1-2	1	0	0	0	0	10	9
11/20	at UNCG	0-0	0-0	0-1	0-1-1	1	0	0	0	0	0	8
11/21	vs. N. C. Wesleyan	3-4	0-0	1-2	2-4-6	2	1	1	1	1	7	14
11/22	vs. Longwood	2-3	0-0	0-0	1-2-3	0	1	1	1	0	4	9
11/27	Yale				DNP - CD							
12/1	at Navy											
12/6	Buffalo											
12/9	Notre Dame											
12/17	at Delaware State											
12/20	CSU Bakersfield											
12/28	Cornell											
12/30	at UNCW											
1/2	at College of Charleston											
1/5	William & Mary											
1/7	UNCW											
1/11	Drexel											
1/13	at James Madison											
1/18	at Hofstra											
1/20	at Northeastern											
1/25	College of Charleston											
1/27	Hofstra											
2/1	Towson											
2/3	at Elon											
2/8	Northeastern											
2/10	at William & Mary											
2/15	at Towson											
2/17	Elon											
2/22	at Drexel											
2/24	James Madison											

2017-18

- Scored 10 points on 4 of 5 shooting and grabbed two rebounds vs. Wesley
- Scored seven points and grabbed a season-high six rebounds against North Carolina Wesleyan
- Finished with four points and three boards in the win over Longwood

2016-17

- Appeared in 26 games, averaging 3.3 points and 2.2 rebounds
- Scored a season-high 14 points by hitting all seven of his field goal attempts against Bryn Athyn
- Scored 12 points on 5 of 6 shooting from the floor at Northeastern
- Posted eight points, six rebounds and a career-high three blocked shots at Towson

2015-16

- Appeared in 17 games while starting three (suffered a concussion/skull fracture vs. Hofstra and missed the next 13 games)
- Averaged 3.6 points and 3.4 rebounds
- Scored a career-high 15 points on 7 of 8 shooting during the CAA Tournament game vs. Charleston
- Scored 10 points and grabbed five rebounds in his first career start at Iona
- Grabbed a career-high eight rebounds vs. Bradley and Boston College

2014-15

- Appeared in 19 games as a freshman, averaging 7.1 minutes per contest
- Totaled 23 points and 27 rebounds during the year
- Scored a season-high five points while adding three rebounds vs. Army
- Contributed four points and a season-best four rebounds at Villanova
- Also had four points in the CAA opener vs. Northeastern

SEASON/CAREER HIGHS

	2017-18	Career
Points	10 vs. Wesley, 11/17	15 vs. Charleston, 3/4/16
Field Goals Made	4 vs. Wesley, 11/17	7, twice
Field Goals Att.	5 vs. Wesley, 11/17	10 at Towson, 1/12/17
3-pt. Field Goals	n/a	n/a
3-pt. Field Goals Att.	n/a	n/a
Free Throws Made	2 vs. Wesley, 11/17	6 at Iona, 11/20/15
Free Throws Att.	4 vs. Wesley, 11/17	6, twice
Rebounds	2 vs. Wesley, 11/17	8, twice
Assists	1, twice	2, four times
Blocks	1, twice	3 at Towson, 1/12/17
Steals	1 vs. N.C. Wesleyan, 11/21	2 at Miami (Ohio), 11/18/17
Minutes	14 vs. N.C. Wesleyan, 11/21	25, twice

CAREER STATISTICS

Year	GP/GS	Min	Avg.	FG-FGA	Pct.	3FG-FGA	Pct.	FT-FTA	Pct.	OR	DR	Tot	Avg.	PF	FO	A	TO	B	S	Pts	Avg.
2014-15	19/0	134	7.1	8-19	.421	0-0	---	7-13	.538	10	17	27	1.4	14	0	7	9	5	4	23	1.2
2015-16	17/3	264	15.5	21-44	.477	0-0	---	20-32	.625	24	33	57	3.4	37	1	4	26	7	7	62	3.6
2016-17	26/0	258	9.9	38-67	.567	0-0	---	9-19	.474	25	31	56	2.2	44	1	7	31	7	10	85	3.3
2017-18	4/0	40	10.0	9-12	.750	0-0	---	3-7	.429	4	8	12	3.0	4	0	2	2	2	1	21	5.3
Totals	66/3	696	10.5	76-142	.535	0-0	---	39-71	.549	63	89	152	2.3	99	2	20	68	21	22	191	2.9

COLLIN GOSS

JUNIOR || FORWARD || 6-11 || 225 || MANASSAS, VA. || ST. STEPHENS & ST. AGNES || GEORGE WASHINGTON



33

2017-18 GAME-BY-GAME

Date	Opponent	FG-A	3FG-A	FT-A	O-D-R	PF	A	T	B	S	Pts.	Min.
11/10	at Richmond											
11/14	at Bradley											
11/17	Wesley											
11/20	at UNCG											
11/21	vs. N. C. Wesleyan											
11/22	vs. Longwood											
11/27	Yale											
12/1	at Navy											
12/6	Buffalo											
12/9	Notre Dame											
12/17	at Delaware State											
12/20	CSU Bakersfield											
12/28	Cornell											
12/30	at UNCW											
1/2	at College of Charleston											
1/5	William & Mary											
1/7	UNCW											
1/11	Drexel											
1/13	at James Madison											
1/18	at Hofstra											
1/20	at Northeastern											
1/25	College of Charleston											
1/27	Hofstra											
2/1	Towson											
2/3	at Elon											
2/8	Northeastern											
2/10	at William & Mary											
2/15	at Towson											
2/17	Elon											
2/22	at Drexel											
2/24	James Madison											

2017-18

- Sitting out this season after transferring to Delaware from George Washington over the summer

2016-17

- Appeared in 13 games for the Colonials
- Registered a game- and career-high two blocks in 13 minutes vs. Howard
- Played a career-high 19 minutes vs. FSU
- Tallied a career-high five points in 11 minutes vs. Harvard
- Made his season debut vs. Siena, coming off the bench to register four points on 2-of-2 shooting

2015-16


- Appeared in 18 games for George Washington
- Made his collegiate debut on Nov. 24 vs. Gardner-Webb
- Grabbed a season-high four rebounds vs. Rutgers

	PTS	FG	FG%	3FG	3FG%	FT	FT%	O-D-REB	PF	A	T	B	S
Delaware	76	26-46	56.5	5-15	33.3	19-29	65.5	5-25-30	18	15	11	2	9
Richmond	63	21-50	42.0	4-21	19.0	17-22	77.3	7-19-26	22	9	15	3	8
Delaware	53	19-48	39.6	2-14	14.3	13-23	56.5	11-27-38	22	11	15	3	5
Bradley	61	20-60	33.3	6-14	42.9	15-26	57.7	19-23-42	20	11	9	5	8
Wesley	78	25-55	45.5	7-17	41.2	21-28	75.0	6-21-27	18	11	11	0	7
Delaware	93	38-67	56.7	1-12	8.3	16-26	61.5	16-28-44	21	24	12	4	7
Delaware	66	24-53	45.3	6-17	35.3	12-15	80.0	8-19-27	19	4	11	1	10
UNCG	79	25-53	47.2	14-27	51.9	15-18	83.3	9-23-32	14	15	13	7	7
Delaware	88	32-62	51.6	9-19	47.4	15-29	51.7	16-28-44	17	14	14	2	11
North Carolina Wesleyan	70	26-63	41.3	8-23	34.8	10-16	62.5	14-20-34	21	15	18	1	8
Delaware	65	24-53	45.3	3-16	18.8	14-17	82.4	5-32-37	14	13	11	3	4
Longwood	57	22-56	39.3	7-20	35.0	6-10	60.0	4-26-30	15	9	9	3	6
Yale	76	29-55	52.7	9-17	52.9	9-17	52.9	5-30-35	19	23	8	2	5
Delaware	66	23-61	37.7	4-18	22.2	16-22	72.7	13-27-40	18	8	9	2	6
Delaware													
Navy													
Buffalo													
Delaware													
Notre Dame													
Delaware													
Delaware State													
CSU Bakersfield													
Delaware													
Cornell													
Delaware													
UNCW													
Delaware													
Charleston													
William & Mary													
Delaware													
UNCW													
Delaware													
Drexel													
Delaware													
James Madison													
Delaware													
Hofstra													
Delaware													
Northeastern													
Charleston													
Delaware													
Hofstra													
Delaware													
Towson													
Delaware													
Elon													
Delaware													
Northeastern													
Delaware													
William & Mary													
Delaware													
Towson													
Elon													
Delaware													
Drexel													
Delaware													
Drexel													
James Madison													
Delaware													

2017-18 University of Delaware Men's Basketball TV/Radio Chart



0
Ryan Daly
 Sophomore
 6-5 | Guard
 Ardmore, Pa.
 Archbishop Carroll



1
Kevin Anderson
 Freshman
 6-5 | G
 Williamsport, Pa.
 St. John Neumann



2
Ryan Allen
 Freshman
 6-2 | Guard
 Bowie, Md.
 DeMatha Catholic




3
Anthony Mosley
 Senior
 6-1 | Guard
 Wilmington, Del.
 Sanford



4
Darian Bryant
 Junior (R)
 6-4 | Guard
 Bowie, Md.
 St. John's College HS



5
Eric Carter
 Junior (R)
 6-9 | Forward
 Jackson, N.J.
 Jackson Memorial



10
Connor Rufo
 Freshman
 6-3 | Guard
 Hockessin, Del.
 Sanford



11
Chyree Walker
 Freshman
 6-5 | F
 Fairfax, Va.
 Bullis School (Md.)



15
Curtis Lochner
 Junior
 5-10 | Guard
 Willow Grove, Pa.
 Abington



20
Derrick Woods
 Sophomore (R)
 6-8 | Forward
 Trenton, N.J.
 Pennsbury



22
Jacob Cushing
 Junior
 6-8 | Forward
 Naperville, Ill.
 Neuqua Valley



25
Skye Johnson
 Senior
 5-8 | Forward
 Dumfries, Va.
 Virginia Episcopal School



33
Collin Goss
 Junior
 6-11 | Forward
 Manassas, Va.
 St. Stephens & St. Agnes



Martin Ingelsby
 Head Coach
 2nd Season
 Notre Dame '01
 17-23



Bill Phillips
 Assistant Coach
 2nd Season
 Saint Joseph's '01



Corey McCrae
 Assistant Coach
 2nd Season
 Fordham '06



Torrian Jones
 Assistant Coach
 2nd Season
 Notre Dame '04



Pat Rogers
 Director of Operations
 2nd Season
 Notre Dame '10



Danny O'Connor
 Coordinator of Player
 Development/Videography
 2nd Season
 Indiana '16

2017-18 Delaware Men's Basketball
Delaware Combined Team Statistics (as of Nov 27, 2017)
All games

RECORD:	OVERALL	HOME	AWAY	NEUTRAL
ALL GAMES	4-3	1-1	1-2	2-0
CONFERENCE	0-0	0-0	0-0	0-0
NON-CONFERENCE	4-3	1-1	1-2	2-0

##	Player	gp-gs	min	avg	Total		3-Point		F-Throw		Rebounds				pf	dq	a	to	blk	stl	pts	avg		
					fg-fga	fg%	3fg-fga	3fg%	ft-fa	ft%	off	def	tot	avg										
00	Daly, Ryan	7-7	246	35.1	40-91	.440	8-32	.250	20-31	.645	14	21	35	5.0	13	0	14	11	1	9	108	15.4		
03	Mosley, Anthony	7-5	205	29.3	25-47	.532	0-1	.000	34-46	.739	9	20	29	4.1	22	1	18	14	1	15	84	12.0		
01	Anderson, Kevin	6-6	181	30.2	24-52	.462	8-24	.333	15-20	.750	3	24	27	4.5	18	0	14	9	5	9	71	11.8		
02	Allen, Ryan	4-1	134	33.5	16-42	.381	8-21	.381	7-8	.875	1	11	12	3.0	10	0	8	6	2	2	47	11.8		
05	Carter, Eric	5-5	123	24.6	19-29	.655	0-0	.000	13-20	.650	10	30	40	8.0	13	0	7	8	3	8	51	10.2		
20	Woods, Derrick	7-2	108	15.4	20-32	.625	1-2	.500	8-14	.571	9	29	38	5.4	16	0	5	9	2	1	49	7.0		
25	Johnson, Skye	4-0	40	10.0	9-12	.750	0-0	.000	3-7	.429	4	8	12	3.0	4	0	2	2	2	1	21	5.3		
11	Walker, Chyree	6-2	92	15.3	13-29	.448	1-4	.250	0-3	.000	8	8	16	2.7	14	0	5	5	1	3	27	4.5		
04	Bryant, Darian	7-5	171	24.4	10-32	.313	1-16	.063	4-10	.400	3	10	13	1.9	9	0	12	8	0	4	25	3.6		
22	Cushing, Jacob	6-2	89	14.8	9-22	.409	3-11	.273	0-0	.000	3	14	17	2.8	9	0	4	6	0	0	21	3.5		
10	Rufo, Connor	4-0	5	1.3	1-2	.500	0-0	.000	0-0	.000	0	0	0	0.0	1	0	0	0	0	0	2	0.5		
15	Lochner, Curtis	4-0	6	1.5	0-0	.000	0-0	.000	1-2	.500	0	0	0	0.0	0	0	0	1	0	0	1	0.3		
Team											10	11	21					4						
Total.....		7	1400		186-390	.477	30-111	.270	105-161	.652	74	186	260	37.1	129	1	89	83	17	52	507	72.4		
Opponents.....		7	1400		168-392	.429	55-139	.396	93-137	.679	64	162	226	32.3	129	-	93	83	21	49	484	69.1		

TEAM STATISTICS	DELAWARE	OPP	Date	Opponent	Score	Att.
SCORING	507	484	11/10/17	at Richmond	W 76-63	7201
Points per game	72.4	69.1	11/14/17	at Bradley	L 53-61	4556
Scoring margin	+3.3	-	! 11/17/17	WESLEY	W 93-78	2280
FIELD GOALS-ATT	186-390	168-392	! 11/20/17	at UNCG	L 66-79	2249
Field goal pct	.477	.429	! 11/21/17	vs N.C. Wesleyan	W 88-70	1635
3 POINT FG-ATT	30-111	55-139	! 11/22/17	vs Longwood	W 65-57	93
3-point FG pct	.270	.396	11/27/17	YALE	L 66-76	2119
3-pt FG made per game	4.3	7.9	* = CAA game			
FREE THROWS-ATT	105-161	93-137	! = UNC Greensboro Tourn.			
Free throw pct	.652	.679				
F-Throws made per game	15.0	13.3				
REBOUNDS	260	226				
Rebounds per game	37.1	32.3				
Rebounding margin	+4.9	-				
ASSISTS	89	93				
Assists per game	12.7	13.3				
TURNOVERS	83	83				
Turnovers per game	11.9	11.9				
Turnover margin	+0.0	-				
Assist/turnover ratio	1.1	1.1				
STEALS	52	49				
Steals per game	7.4	7.0				
BLOCKS	17	21				
Blocks per game	2.4	3.0				
ATTENDANCE	4399	15734				
Home games-Avg/Game	2-2200	3-4669				
Neutral site-Avg/Game	-	2-864				

Score by Periods	1st	2nd	Totals
Delaware	272	235	507
Opponents	227	257	484

2017-18 Delaware Men's Basketball
Delaware Team Game-by-Game (as of Nov 27, 2017)
All games

TEAM STATISTICS

Opponent	Date	Score		Total		3-Pointers		Free throws		Rebounds				pf	a	t/o	blk	stl	pts	avg
				fg-fga	pct	3fg-fga	pct	ft-fa	pct	off	def	tot	avg							
at Richmond	11/10/17	76-63	W	26-46	.565	5-15	.333	19-29	.655	5	25	30	30.0	18	15	11	2	9	76	76.0
at Bradley	11/14/17	53-61	L	19-48	.396	2-14	.143	13-23	.565	11	27	38	34.0	22	11	15	3	5	53	64.5
WESLEY	11/17/17	93-78	W	38-67	.567	1-12	.083	16-26	.615	16	28	44	37.3	21	24	12	4	7	93	74.0
at UNCG	11/20/17	66-79	L	24-53	.453	6-17	.353	12-15	.800	8	19	27	34.8	19	4	11	1	10	66	72.0
vs N.C. Wesleyan	11/21/17	88-70	W	32-62	.516	9-19	.474	15-29	.517	16	28	44	36.6	17	14	14	2	11	88	75.2
vs Longwood	11/22/17	65-57	W	24-53	.453	3-16	.188	14-17	.824	5	32	37	36.7	14	13	11	3	4	65	73.5
YALE	11/27/17	66-76	L	23-61	.377	4-18	.222	16-22	.727	13	27	40	37.1	18	8	9	2	6	66	72.4
Delaware		507		186-390	.477	30-111	.270	105-161	.652	74	186	260	37.1	129	89	83	17	52	507	72.4
Opponents		484		168-392	.429	55-139	.396	93-137	.679	64	162	226	32.3	129	93	83	21	49	484	69.1

Games played: 7
Points/game: 72.4
FG Pct: 47.7
3FG Pct: 27.0
FT Pct: 65.2

Rebounds/game: 37.1
Assists/game: 12.7
Turnovers/game: 11.9
Assist/turnover ratio: 1.1
Steals/game: 7.4
Blocks/game: 2.4

2017-18 Delaware Men's Basketball
Delaware Opponent Game-by-Game (as of Nov 27, 2017)
All games

OPPONENT STATISTICS

Opponent	Date	Score		Total		3-Pointers		Free throws		Rebounds										
				fg-fga	pct	3fg-fga	pct	ft-fta	pct	off	def	tot	avg	pf	a	t/o	blk	stl	pts	avg
at Richmond	11/10/17	76-63	W	21-50	.420	4-21	.190	17-22	.773	7	19	26	26.0	22	9	15	3	8	63	63.0
at Bradley	11/14/17	53-61	L	20-60	.333	6-14	.429	15-26	.577	19	23	42	34.0	20	11	9	5	8	61	62.0
WESLEY	11/17/17	93-78	W	25-55	.455	7-17	.412	21-28	.750	6	21	27	31.7	18	11	11	0	7	78	67.3
at UNCG	11/20/17	66-79	L	25-53	.472	14-27	.519	15-18	.833	9	23	32	31.8	14	15	13	7	7	79	70.2
vs N.C. Wesleyan	11/21/17	88-70	W	26-63	.413	8-23	.348	10-16	.625	14	20	34	32.2	21	15	18	1	8	70	70.2
vs Longwood	11/22/17	65-57	W	22-56	.393	7-20	.350	6-10	.600	4	26	30	31.8	15	9	9	3	6	57	68.0
YALE	11/27/17	66-76	L	29-55	.527	9-17	.529	9-17	.529	5	30	35	32.3	19	23	8	2	5	76	69.1
Opponents		484		168-392	.429	55-139	.396	93-137	.679	64	162	226	32.3	129	93	83	21	49	484	69.1
Delaware		507		186-390	.477	30-111	.270	105-161	.652	74	186	260	37.1	129	89	83	17	52	507	72.4

Games played: 7
Points/game: 69.1
FG Pct: 42.9
3FG Pct: 39.6
FT Pct: 67.9

Rebounds/game: 32.3
Assists/game: 13.3
Turnovers/game: 11.9
Assist/turnover ratio: 1.1
Steals/game: 7.0
Blocks/game: 3.0

2017-18 Delaware Men's Basketball
Delaware Points-Rebounds-Assists (as of Nov 27, 2017)
All games

Opponent	Date	Score	00		01		02		03		04		05		10	
			DALY,RYAN	ANDERSON,K	ALLEN,RYAN	MOSLEY,ANT	BRYANT,DAR	CARTER,ERI	RUFO,CONNO							
at Richmond	11/10/17	76-63 w	22-4-2	11-4-3	DNP	10-2-5	2-0-2	12-12-0	0-0-0							
at Bradley	11/14/17	53-61 L	3-3-2	15-8-2	DNP	13-5-2	2-3-2	18-12-2	DNP							
WESLEY	11/17/17	93-78 w	23-9-2	9-6-6	DNP	11-6-4	4-2-3	10-8-4	0-0-0							
at UNCG	11/20/17	66-79 L	15-6-1	17-5-0	6-2-2	13-3-0	2-2-0	11-4-1	2-0-0							
vs N.C. Wesleyan	11/21/17	88-70 w	16-6-2	17-2-2	6-5-4	7-1-2	7-2-1	DNP	0-0-0							
vs Longwood	11/22/17	65-57 w	16-4-3	2-2-1	19-5-2	7-3-3	4-2-1	DNP	DNP							
YALE	11/27/17	66-76 L	13-3-2	DNP	16-0-0	23-9-2	4-2-3	0-4-0	DNP							

Opponent	Date	Score	11		15		20		22		25	
			WALKER,CHY	LOCHNER,CU	WOODS,DERR	CUSHING,JA	JOHNSON,SK					
at Richmond	11/10/17	76-63 w	7-2-0	0-0-0	4-1-1	8-5-2	DNP					
at Bradley	11/14/17	53-61 L	0-0-1	DNP	2-2-0	0-2-0	DNP					
WESLEY	11/17/17	93-78 w	10-1-3	1-0-0	11-5-2	4-2-0	10-2-0					
at UNCG	11/20/17	66-79 L	0-1-0	0-0-0	0-1-0	DNP	0-1-0					
vs N.C. Wesleyan	11/21/17	88-70 w	2-4-0	0-0-0	19-10-1	7-6-1	7-6-1					
vs Longwood	11/22/17	65-57 w	DNP	DNP	11-9-1	2-0-1	4-3-1					
YALE	11/27/17	66-76 L	8-8-1	DNP	2-10-0	0-2-0	DNP					

Official Basketball Box Score -- Game Totals -- Final Statistics
Delaware vs Richmond
 11/10/17 7:00 p.m. at Richmond, Va. (Robins Center)

Delaware 76 • 1-0

#	Player	Total		3-Ptr		Rebounds		PF	TP	A	TO	Blk	Stl	Min
		FG-FGA	FT-FTA	FG-FGA	FT-FTA	Off	Def							
05	Carter, Eric	5-7	0-0	2-4	1	11	12	3	12	0	1	1	4	31
11	Walker, Chyree	3-4	1-1	0-1	1	1	2	3	7	0	1	0	0	18
22	Cushing, Jacob	3-6	2-4	0-0	1	4	5	3	8	2	1	0	0	30
00	Daly, Ryan	9-14	1-4	3-5	2	2	4	1	22	2	3	0	0	37
01	Anderson, Kevin	2-7	1-5	6-8	0	4	4	2	11	3	0	1	2	31
03	Mosley, Anthony	2-4	0-0	6-7	0	2	3	10	5	2	0	0	2	27
04	Bryant, Darian	0-1	0-1	2-2	0	0	0	0	2	2	0	0	1	18
10	Rufu, Connor	0-0	0-0	0-0	0	0	0	0	0	0	0	0	0	0+
15	Lochner, Curtis	0-0	0-0	0-0	0	0	0	0	0	0	0	0	0	0+
20	Woods, Derrick	2-3	0-0	0-2	0	1	1	3	4	1	0	0	0	8
Team														
Totals		26-46	5-15	19-29	5	25	30	18	76	15	11	2	9	200

FG % 1st Half: 21-28 75.0% 2nd half: 5-18 27.8% Game: 26-46 56.5%
 3FG % 1st Half: 4-8 50.0% 2nd half: 1-7 14.3% Game: 5-15 33.3%
 FT % 1st Half: 3-3 100.0 2nd half: 16-26 61.5% Game: 19-29 65.5%

Richmond 63 • 0-1

#	Player	Total		3-Ptr		Rebounds		PF	TP	A	TO	Blk	Stl	Min
		FG-FGA	FT-FTA	FG-FGA	FT-FTA	Off	Def							
13	STANSBURY, Solly	1-3	0-2	0-0	1	2	3	2	0	1	1	2	19	
33	GOLDEN, Grant	2-7	0-3	2-2	1	5	6	4	6	1	2	2	0	33
00	GILYARD, Jacob	6-9	2-5	3-3	1	2	3	4	17	4	4	0	2	37
05	SHEROD, Nick	5-15	0-5	3-5	0	2	2	0	13	1	1	0	1	35
11	BUCKINGHAM, De'Mont	4-9	2-4	8-10	1	5	6	3	18	3	4	0	2	34
01	KIRBY, Joe	2-3	0-1	0-0	0	1	1	3	4	0	1	0	1	19
04	CAVO, Nathan	0-0	0-0	0-0	0	0	0	0	0	0	1	0	0	4
25	MADRID-ANDREWS, J	0-0	0-0	0-0	0	0	0	0	0	0	0	0	0	1
32	JOHNSON, Julius	0-3	0-1	0-0	1	2	3	4	0	1	0	0	0	13
44	FRIENDSHUH, Paul	1-1	0-0	1-2	0	0	0	1	3	0	0	0	0	5
Team														
Totals		21-50	4-21	17-22	7	19	26	22	63	9	15	3	8	200

FG % 1st Half: 4-20 20.0% 2nd half: 17-30 56.7% Game: 21-50 42.0%
 3FG % 1st Half: 1-11 9.1% 2nd half: 3-10 30.0% Game: 4-21 19.0%
 FT % 1st Half: 11-12 91.7% 2nd half: 6-10 60.0% Game: 17-22 77.3%

Officials: Andrew Marotta, Jason Page, Scott Bennett
 Technical fouls: Delaware-Daly, Ryan, Richmond-GOLDEN, Grant.
 Attendance: 7201

Score by periods	1st	2nd	Total
Delaware	49	27	76
Richmond	20	43	63

Last FG - DELAWARE 2nd-00:35, RICHMOND 2nd-00:00.
 Largest lead - DELAWARE by 33 1st-03:05, RICHMOND None.
 DELAWARE led for 38:35. RICHMOND led for 00:00. Game was tied for 01:25.

Game #1: Delaware exploded for a 29-2 run in the first half and led by as many as 33 points at 45-12... The Blue Hens took a 49-20 halftime advantage and led by at least nine points in the second half...UD posted its first road win over an Atlantic 10 opponent since 2006.

Official Basketball Box Score -- Game Totals -- Final Statistics
Delaware vs Bradley
 11/14/17 7:02 p.m. at Peoria, Ill. (Carver Arena)

Delaware 53 • 1-1

#	Player	Total		3-Ptr		Rebounds		PF	TP	A	TO	Blk	Stl	Min
		FG-FGA	FT-FTA	FG-FGA	FT-FTA	Off	Def							
05	Carter, Eric	7-9	0-0	4-5	3	9	12	4	18	2	1	0	1	31
11	Walker, Chyree	0-1	0-0	0-0	0	0	0	3	0	1	2	0	0	10
22	Cushing, Jacob	0-3	0-1	0-0	0	2	2	2	0	0	0	0	0	11
00	Daly, Ryan	1-11	0-5	1-2	1	2	3	4	3	2	3	0	1	39
01	Anderson, Kevin	5-11	2-6	3-4	1	7	8	4	15	2	2	1	1	39
03	Mosley, Anthony	4-8	0-0	5-10	2	3	5	3	13	2	2	1	2	32
04	Bryant, Darian	1-3	0-2	0-2	1	2	3	1	2	2	2	0	0	27
20	Woods, Derrick	1-2	0-0	0-0	1	1	2	1	2	0	1	1	0	11
Team														
Totals		19-48	2-14	13-23	11	27	38	22	53	11	15	3	5	200

FG % 1st Half: 11-22 50.0% 2nd half: 8-26 30.8% Game: 19-48 39.6%
 3FG % 1st Half: 1-5 20.0% 2nd half: 1-9 11.1% Game: 2-14 14.3%
 FT % 1st Half: 4-9 44.4% 2nd half: 9-14 64.3% Game: 13-23 56.5%

Bradley 61 • 2-0

#	Player	Total		3-Ptr		Rebounds		PF	TP	A	TO	Blk	Stl	Min
		FG-FGA	FT-FTA	FG-FGA	FT-FTA	Off	Def							
01	Thomas, Donte	3-11	0-1	1-2	5	5	10	4	7	1	1	2	2	25
12	Bar, Koch	4-7	0-0	2-3	5	1	6	2	10	1	1	1	2	21
05	Brown, Darrell	3-13	2-3	3-6	1	2	3	3	11	3	3	0	0	34
23	Lautier-Ogunleye, D.	0-0	0-0	2-5	3	2	5	2	2	3	1	0	0	23
35	Hodgson, Jayden	0-2	0-1	0-0	0	1	1	1	0	0	1	0	2	20
10	Childs, Elijah	1-5	0-0	2-2	0	5	5	1	4	1	0	1	0	14
13	van Bree, Luuk	5-10	3-4	2-2	1	2	3	2	15	0	0	1	1	20
24	McGlaston, JoJo	2-6	0-1	2-4	2	4	6	1	6	1	2	0	1	20
25	Kennell, Nate	2-6	1-4	1-2	0	1	1	4	6	1	0	0	0	23
Team														
Totals		20-60	6-14	15-26	19	23	42	20	61	11	9	5	8	200

FG % 1st Half: 11-35 31.4% 2nd half: 9-25 36.0% Game: 20-60 33.3%
 3FG % 1st Half: 3-6 50.0% 2nd half: 3-8 37.5% Game: 6-14 42.9%
 FT % 1st Half: 6-9 66.7% 2nd half: 9-17 52.9% Game: 15-26 57.7%

Officials: Gerry Pollard, Brad Ferrie, Eric Lowe
 Technical fouls: Delaware-None. Bradley-None.
 Attendance: 4556

Score by periods	1st	2nd	Total
Delaware	27	26	53
Bradley	31	30	61

Last FG - DELAWARE 2nd-00:15, BRAD 2nd-03:06.
 Largest lead - DELAWARE by 9 1st-13:15, BRAD by 10 2nd-00:19.
 DELAWARE led for 11:02. BRAD led for 25:38. Game was tied for 03:19.

Game #2: Delaware led 15-6 early, but Bradley used a 16-2 run to take the lead...The Braves were up 48-47 with 4:54 left, but scored the next seven points to take control...Eric Carter posted game-highs of 18 points and 12 rebounds to notch his second consecutive double-double.

Official Basketball Box Score -- Game Totals -- Final Statistics
Wesley vs Delaware
 11/17/17 7:05 p.m. at Newark, Del. (Bob Carpenter Center)

Wesley 78 • 0-2

#	Player	Total		3-Ptr		Rebounds		PF	TP	A	TO	Blk	Stl	Min
		FG-FGA	FT-FTA	FG-FGA	FT-FTA	Off	Def							
00	Paul Clemons	0-4	0-1	0-0	0	5	5	0	0	0	0	2	21	
02	Tyrone Craven	1-2	0-0	0-0	0	0	0	1	2	3	2	0	0	17
03	Evan Anderson	3-10	1-5	9-10	0	2	2	0	16	4	1	0	2	34
11	Brian Cameron	11-19	4-7	4-5	0	6	6	2	30	2	0	0	2	35
21	JW Lawson	4-6	1-1	4-7	0	4	4	1	13	0	6	0	0	30
05	George Cook	0-0	0-0	0-0	0	0	0	0	0	1	1	0	0	14
10	Chris Scott	0-0	0-0	0-0	0	0	0	0	0	0	0	0	0	1
12	Craig Simons	0-1	0-0	0-0	0	0	0	0	0	0	0	0	0	1
20	Mychal Stefanides	0-2	0-1	3-4	0	2	2	4	3	1	0	0	0	17
23	Christian Chaney	0-1	0-0	0-0	0	0	0	0	0	0	0	0	0	1
24	Hura Blaine	1-1	0-0	0-0	1	0	1	0	2	0	0	0	0	1
30	Derrick Charles	3-4	0-0	1-2	1	0	1	3	7	0	0	0	0	16
32	Terrence Braxton	0-0	0-0	0-0	0	0	0	0	0	0	0	0	0	1
33	Brandon Lewis	1-2	1-1	0-0	0	0	0	1	3	0	1	0	0	8
40	Tolu Babatola	1-1	0-0	0-0	0	1	1	2	0	0	0	0	0	3
Team														
Totals		25-55	7-17	21-28	6	21	27	18	78	11	11	0	7	200

FG % 1st Half: 11-26 42.3% 2nd half: 14-29 48.3% Game: 25-55 45.5%
 3FG % 1st Half: 3-8 37.5% 2nd half: 4-9 44.4% Game: 7-17 41.2%
 FT % 1st Half: 11-12 91.7% 2nd half: 10-16 62.5% Game: 21-28 75.0%

Delaware 93 • 2-1

#	Player	Total		3-Ptr		Rebounds		PF	TP	A	TO	Blk	Stl	Min
		FG-FGA	FT-FTA	FG-FGA	FT-FTA	Off	Def							
05	Carter, Eric	3-4	0-0	4-6	3	5	8	2	10	4	2	1	1	18
00	Daly, Ryan	10-15	1-3	2-4	6	3	9	1	23	2	0	0	1	30
01	Anderson, Kevin	4-9	0-4	1-2	0	6	6	3	9	6	3	2	1	33
03	Mosley, Anthony	3-7	0-0	5-6	1	5	6	5	11	4	3	0	2	30
04	Bryant, Darian	2-8	0-3	0-0	1	1	2	0	4	3	1	0	0	24
10	Rufu, Connor	0-0	0-0	0-0	0	0	0	0	0	0	0	0	0	2
11	Walker, Chyree	5-7	0-0	0-0	0	1	1</							

Official Basketball Box Score -- Game Totals -- Final Statistics
N.C. Wesleyan vs Delaware
11/21/17 4:30 p.m. at Greensboro, N.C. - Greensboro Coliseum

N.C. Wesleyan 70 • 1-2

#	Player	Total		3-Ptr		Rebounds		PF	TP	A	TO	Blk	Stl	Min	
		FG-FGA	FG-FGA	FT-FTA	Off	Def	Off								Def
35	Robert Wilson	f	3-6	0-1	1-2	2	0	2	2	7	2	1	0	1	26
21	A.J. Frye	c	5-8	0-1	3-3	2	6	8	2	13	1	1	0	1	24
01	Adrian Moore	g	3-7	0-2	4-5	1	0	1	4	10	1	4	0	1	21
23	Chris Braswell	g	2-7	0-2	0-0	0	2	2	4	4	5	2	0	3	27
30	Justin Tankelewicz	g	5-14	5-12	0-0	0	0	0	1	15	2	1	0	1	29
02	Kaymon Mitchell	g	1-2	0-0	0-0	0	0	0	0	2	0	0	0	0	2
04	Ricardo Bullock	g	1-2	0-0	0-0	0	3	3	2	0	2	1	0	1	11
05	Vernon McWhite	g	0-1	0-0	0-0	1	1	2	1	0	0	0	0	0	5
10	Cameron Martin	g	2-4	2-3	0-0	0	2	2	1	6	1	3	0	1	14
13	Brian Frazier	g	0-1	0-0	0-0	1	1	2	0	0	1	0	0	0	1
14	Josh Covington	g	0-1	0-1	0-0	0	1	1	0	0	0	0	0	0	6
15	Damon McDowell	g	0-0	0-0	0-2	1	0	1	0	0	1	1	0	1	8
20	Greg Joseph	g	0-1	0-0	0-0	0	0	0	0	0	1	0	0	0	5
21	Gordon Brann	g	0-0	0-0	0-0	0	0	0	0	0	0	0	0	0	1
25	Chris Sause	g	3-6	1-1	2-3	2	0	2	1	9	0	1	0	0	10
42	Mitch Layton	g	1-2	0-0	0-1	1	0	1	0	2	0	0	0	0	1
45	Malique Judd	g	0-1	0-0	0-0	3	3	6	2	0	2	0	0	0	11
Team			0	1	1	0	1	1							
Totals			26-63	8-23	10-16	14	20	34	21	70	15	18	1	8	200

FG % 1st Half: 12-28 42.9% 2nd half: 14-35 40.0% Game: 26-63 41.3% Deadball Rebounds
 3FG % 1st Half: 3-10 30.0% 2nd half: 5-13 38.5% Game: 8-23 34.8%
 FT % 1st Half: 3-5 60.0% 2nd half: 7-11 63.6% Game: 10-16 62.5% 1.1

Delaware 88 • 3-2

#	Player	Total		3-Ptr		Rebounds		PF	TP	A	TO	Blk	Stl	Min	
		FG-FGA	FG-FGA	FT-FTA	Off	Def	Off								Def
20	Woods, Derrick	f	7-8	1-1	4-5	4	6	10	1	19	1	1	0	20	
00	Daly, Ryan	g	6-11	1-3	3-6	2	4	6	1	16	2	2	0	1	26
01	Anderson, Kevin	g	6-10	4-5	1-2	1	1	2	3	17	2	2	0	3	28
03	Mosley, Anthony	g	2-2	0-0	3-6	0	1	1	3	7	2	2	0	3	24
04	Bryant, Darian	g	2-2	1-1	2-4	1	1	2	2	7	1	1	0	1	19
02	Allen, Ryan	g	2-10	1-5	1-2	0	5	5	1	6	4	3	0	2	31
10	Rufo, Connor	g	0-1	0-0	0-0	0	0	0	0	1	0	0	0	0	2
11	Walker, Chyree	g	1-8	0-1	0-2	3	1	4	3	2	0	0	1	0	16
15	Lochner, Curtis	g	0-0	0-0	0-0	0	0	0	0	0	0	0	0	0	3
22	Cushing, Jacob	g	3-6	1-3	0-0	2	4	6	0	7	1	2	0	0	17
25	Johnson, Skye	g	3-4	0-0	1-2	2	4	6	2	7	1	1	1	1	14
Team			1	1	2										
Totals			32-62	9-19	15-29	16	28	44	17	88	14	14	2	11	200

FG % 1st Half: 18-29 62.1% 2nd half: 14-33 42.4% Game: 32-62 51.6% Deadball Rebounds
 3FG % 1st Half: 7-11 63.6% 2nd half: 2-8 25.0% Game: 9-19 47.4%
 FT % 1st Half: 5-9 55.6% 2nd half: 10-20 50.0% Game: 15-29 51.7% 7

Officials: Charles Balunek, Keith Fogelman, Daniel Clark
 Technical fouls: N.C. Wesleyan-None. Delaware-None.
 Attendance:

Score by periods	1st	2nd	Total
N.C. Wesleyan	30	40	70
Delaware	48	40	88

	In	Off	2nd	Fast	Bench
Points	Paint	T/O	Chance	Break	
NCWM	30	11	19	9	21
DELAWA	44	19	19	13	22

Last FG - NCWM 2nd-00:01, DELAWARE 2nd-00:25.
 Largest lead - NCWM None, DELAWARE by 25 1st-03:54.
 NCWM led for 00:00, DELAWARE led for 39:37, Game was tied for 00:17.

Score tied - 0 times.
 Lead changed - 0 times.

Game #5: Delaware never trailed and led by double digits for the final 36 minutes...The Blue Hens jumped out to a 23-9 advantage and led by as many as 25 in the first half...Derrick Woods posted career-highs of 19 points and 10 rebounds for his first double-double in his first UD start.

Official Basketball Box Score -- Game Totals -- Final Statistics
Delaware vs Longwood
11/22/17 3:00 p.m. at Greensboro, N.C. (Fleming Gymnasium)

Delaware 65 • 4-2

#	Player	Total		3-Ptr		Rebounds		PF	TP	A	TO	Blk	Stl	Min	
		FG-FGA	FG-FGA	FT-FTA	Off	Def	Off								Def
20	Woods, Derrick	f	4-8	0-1	3-5	1	8	9	4	11	1	3	0	0	31
00	Daly, Ryan	g	4-12	0-4	8-8	0	4	4	2	16	3	1	0	1	36
01	Anderson, Kevin	g	1-4	0-1	0-0	0	2	2	2	2	1	0	1	1	11
03	Mosley, Anthony	g	2-5	0-0	3-4	1	2	3	1	7	3	1	0	1	36
04	Bryant, Darian	g	2-7	0-4	0-0	0	2	2	3	4	1	1	0	1	35
02	Allen, Ryan	g	8-13	3-6	0-0	0	5	5	2	19	2	3	1	0	35
22	Cushing, Jacob	g	1-1	0-0	0-0	0	0	0	0	2	1	1	0	0	7
25	Johnson, Skye	g	2-3	0-0	0-0	1	2	3	0	4	1	1	1	0	9
Team			2	7	9										
Totals			24-53	3-16	14-17	5	32	37	14	65	13	11	3	4	200

FG % 1st Half: 17-28 60.7% 2nd half: 7-25 28.0% Game: 24-53 45.3% Deadball Rebounds
 3FG % 1st Half: 2-7 28.6% 2nd half: 1-9 11.1% Game: 3-16 18.8%
 FT % 1st Half: 2-5 40.0% 2nd half: 12-12 100.0% Game: 14-17 82.4% 1

Longwood 57 • 0-5

#	Player	Total		3-Ptr		Rebounds		PF	TP	A	TO	Blk	Stl	Min	
		FG-FGA	FG-FGA	FT-FTA	Off	Def	Off								Def
24	GETER, Damarion	f	1-6	0-0	0-0	3	5	8	2	2	2	0	2	0	35
30	SHIELDS, Chris	f	2-3	0-1	0-0	0	1	1	3	4	2	2	0	0	21
02	ASHE, B.K.	g	8-19	2-6	2-3	0	1	1	0	20	1	5	0	3	38
03	CHAPMAN, Kamil	g	2-5	2-5	0-0	0	1	1	1	6	2	0	0	0	22
12	GLOVER, Charles	g	4-11	2-6	3-4	0	10	10	1	13	1	0	0	1	29
01	WALTON, Isaiah	g	1-5	0-1	1-2	0	1	1	1	3	1	2	0	0	18
20	CINTRON, Jordan	g	1-3	0-0	0-1	0	2	2	5	2	0	0	1	2	24
21	SMITH, JaShaun	g	3-4	1-1	0-0	0	0	0	2	7	0	0	0	1	13
Team			1	5	6										
Totals			22-56	7-20	6-10	4	26	30	15	57	9	9	3	6	200

FG % 1st Half: 12-28 42.9% 2nd half: 10-28 35.7% Game: 22-56 39.3% Deadball Rebounds
 3FG % 1st Half: 4-10 40.0% 2nd half: 3-10 30.0% Game: 7-20 35.0%
 FT % 1st Half: 3-5 60.0% 2nd half: 3-5 60.0% Game: 6-10 60.0% 2

Officials: Vladimir Voyard-Tadaj, Scott Smith, Andy Ezzelle
 Technical fouls: Delaware-None. Longwood-SHIELDS, Chris.
 Attendance: 93
 UNCG Spartan Classic

Score by periods	1st	2nd	Total
Delaware	38	27	65
Longwood	31	26	57

	In	Off	2nd	Fast	Bench
Points	Paint	T/O	Chance	Break	
DELAWA	30	13	5	2	25
LUW	24	5	4	4	12

Last FG - DELAWARE 2nd-03:09, LUW 2nd-05:16.
 Largest lead - DELAWARE by 13 2nd-13:07, LUW by 7 1st-16:54.
 DELAWARE led for 27:42, LUW led for 09:33, Game was tied for 02:45.

Game #6: The game was tied 57-57 with 5:16 remaining, but Delaware held Longwood scoreless the rest of the way...Ryan Allen scored a season-high 19 points off the bench...Ryan Daly added 16 points and hit all eight of his free throw attempts...Eric Carter missed his second straight game with an ankle injury.

Official Basketball Box Score -- Game Totals -- Final Statistics
Yale vs Delaware
11/27/17 7:00 p.m. at Newark, Del. (Bob Carpenter Center)

Yale 76 • 4-4

#	Player	Total		3-Ptr		Rebounds		PF	TP	A	TO	Blk	Stl	Min	
		FG-FGA	FG-FGA	FT-FTA	Off	Def	Off								Def
20	Atkinson, Paul	f	4-6	0-0	0-1	1	2	3	1	8	1	1	0	2	22
32	Reynolds, Blake	f	6-8	1-1	2-3	0	6	6	0	15	4	1	1	0	28
03	Copeland, Alex	g	5-11	0-1	2-5	1	5	6	1	12	4	0	0	1	32
13	Phills, Trey	g	1-6	0-2	0-2	0	1	1	3	2	2	1	0	0	18
24	Oni, Miye	g	6-14	3-6	1-2	0	4	4	4	16	3	4	1	2	31
02	Monroe, Eric	g	2-3	1-1	2-2	0	0	0	5	7	5	0	0	0	20
04	Yates, Noah	g	2-3	1-2	0-0	1	3	4	2	5	2	0	0	0	22
05	Swain, Azar	g	3-4	3-4	0-0	0	3	3	1	9	2	1	0	0	18
33	Yess, Wyatt	g	0-0	0-0	2-2	1	3	4	2	2	0	0	0	0	9
Team			1	3	4										
Totals			29-55	9-17	9-17	5	30	35	19	76	23	8	2	5	200

FG % 1st Half: 17-33 51.5% 2nd half: 12-22 54.5% Game: 29-55 52.7% Deadball Rebounds
 3FG % 1st Half: 7-11 63.6% 2nd half: 2-6 33.3% Game: 9-17 52.9%