



# DELAWARE

## 2017-18 MEN'S BASKETBALL GAME NOTES

Kevin Tritt, Assistant Athletics Communications Director | O: 302-831-8715 | C: 302-383-5005 | ktritt@udel.edu | www.bluehens.com | @DelawareMBB | facebook.com/DelawareMensBasketball | youtube.com/udbluehens

### 2017-18 SCHEDULE

Nov. 10	at Richmond	Richmond, Va.	W 76-63
Nov. 14	at Bradley	Peoria, Ill.	L 53-61
<b>Nov. 17</b>	<b>Wesley</b>	<b>Newark, Del.</b>	<b>W 93-78</b>
Nov. 20	at UNC Greensboro	Greensboro, N.C.	L 66-79
Nov. 21	vs. North Carolina Wesleyan	Greensboro, N.C.	W 88-70
Nov. 22	vs. Longwood	Greensboro, N.C.	W 65-57
<b>Nov. 27</b>	<b>Yale</b>	<b>Bob Carpenter Center</b>	<b>7 p.m.</b>
Dec. 1	at Navy	Annapolis, Md.	7 p.m.
<b>Dec. 6</b>	<b>Buffalo</b>	<b>Bob Carpenter Center</b>	<b>7 p.m.</b>
<b>Dec. 9</b>	<b>Notre Dame (TV: CBS-SN)</b>	<b>Bob Carpenter Center</b>	<b>7 p.m.</b>
Dec. 17	at Delaware State	Dover, Del.	8 p.m.
<b>Dec. 20</b>	<b>CSU Bakersfield</b>	<b>Bob Carpenter Center</b>	<b>7 p.m.</b>
<b>Dec. 28</b>	<b>Cornell</b>	<b>Bob Carpenter Center</b>	<b>2 p.m.</b>
Dec. 30	at *UNCW	Wilmington, N.C.	7 p.m.
Jan. 2	at *College of Charleston	Charleston, S.C.	7 p.m.
<b>Jan. 5</b>	<b>*William &amp; Mary</b>	<b>Bob Carpenter Center</b>	<b>7 p.m.</b>
<b>Jan. 7</b>	<b>*UNCW</b>	<b>Bob Carpenter Center</b>	<b>2 p.m.</b>
<b>Jan. 11</b>	<b>*Drexel (TV: NBC-S Phil)</b>	<b>Bob Carpenter Center</b>	<b>7 p.m.</b>
Jan. 13	at *James Madison	Harrisonburg, Va.	4 p.m.
Jan. 18	at *Hofstra	Hempstead, N.Y.	7 p.m.
Jan. 20	at *Northeastern (TV: NESN+)	Boston, Mass.	2 p.m.
<b>Jan. 25</b>	<b>*College of Charleston</b>	<b>Bob Carpenter Center</b>	<b>7 p.m.</b>
<b>Jan. 27</b>	<b>*Hofstra</b>	<b>Bob Carpenter Center</b>	<b>7 p.m.</b>
<b>Feb. 1</b>	<b>*Towson (TV: NBC-S Phil+)</b>	<b>Bob Carpenter Center</b>	<b>7 p.m.</b>
Feb. 3	at *Elon	Elon, N.C.	7 p.m.
<b>Feb. 8</b>	<b>*Northeastern</b>	<b>Bob Carpenter Center</b>	<b>7 p.m.</b>
Feb. 10	at *William & Mary	Williamsburg, Va.	2 p.m.
Feb. 15	at *Towson	Towson, Md.	7 p.m.
<b>Feb. 17</b>	<b>*Elon (TV: NBC-S Phil)</b>	<b>Bob Carpenter Center</b>	<b>7 p.m.</b>
Feb. 22	at *Drexel	Philadelphia, Pa.	7 p.m.
<b>Feb. 24</b>	<b>*James Madison</b>	<b>Bob Carpenter Center</b>	<b>4 p.m.</b>

CAA Tournament | North Charleston Coliseum | North Charleston, S.C.

Mar. 3	First Round	North Charleston, S.C.	TBA
Mar. 4	Quarterfinals	North Charleston, S.C.	TBA
Mar. 5	Semifinals	North Charleston, S.C.	TBA
Mar. 6	Championship	North Charleston, S.C.	TBA

\* - Colonial Athletic Association Game

### BLUE HENS ONLINE

Web site	www.bluehens.com
	www.udel.edu
Facebook	facebook.com/DelawareBlueHens
	facebook.com/DelawareMensBasketball
Twitter	twitter.com/DelawareMBB
Instagram	instagram.com/udbluehens

### GAMEDAY CENTRAL

GAME 7 | University of Delaware vs. Yale University



Delaware (4-2)  
**BLUE HENS**

Date.....Monday, November 20, 2017  
Time.....7 p.m.  
Location.....Bob Carpenter Center  
.....Newark, Del.  
Video.....Hens All-Access  
Radio.....WDSO 94.7 FM  
.....(Scott Klatzkin, Bill Harman)  
Live Stats.....BlueHenStats.com  
All-Time Series.....Delaware leads, 3-2



Yale (3-4)  
**BULLDOGS**

### COACHES

**Delaware:** Martin Ingelsby (Notre Dame '01), second season overall and at Delaware, 17-22

**Yale:** James Jones (Albany '86), 19th season overall and at Yale, 275-253

### STORYLINES

- Delaware returns from a four-day Thanksgiving break to host Ivy League opponent Yale at the Bob Carpenter Center.
- The Blue Hens are looking for their first 5-2 start since the 2010-11 squad also won five of its first seven games.
- Delaware carries a two-game winning streak into the contest, after defeating North Carolina Wesleyan last Tuesday and Longwood on Wednesday.
- The Blue Hens were tied with the Lancers at 57-57, but scored the final eight points of the game while holding Longwood scoreless over the final 5:16 of the contest.
- UD freshman Ryan Allen came off the bench to lead the Blue Hens with a season-high 19 points. He finished 8 of 13 from the field and added five rebounds.
- Ryan Daly scored 16 points for the second consecutive afternoon, and finished 8 of 8 from the foul line.
- Derrick Woods, who posted his first double-double with career-highs of 19 points and 10 rebounds vs. North Carolina Wesleyan, added 11 points and nine boards against Longwood.
- Eric Carter missed the Blue Hens' last two games with an ankle injury suffered vs. UNCG, but is expected to return tonight.
- Yale has won all three previous meetings between the two schools, including last year's 81-63 triumph in New Haven.

### TALE OF THE TAPE

	UD	Yale
PPG	73.5	80.3
Opp PPG	68.0	72.7
Scoring Margin	+5.5	+7.6
FG %	49.5	47.3
Opp FG %	41.2	45.0
3pt FG %	28.0	32.0
Opp 3pt FG %	37.7	28.3
FT %	64.0	70.0
Opp FT %	70.0	66.7
Rebounds	36.7	36.6
Opp Rebounds	31.8	34.4
Rebound Margin	+4.8	+2.2
Assists	13.5	17.9
Turnovers	12.3	14.7
Blocks	2.5	3.7
Steals	7.7	6.9

### BLUE HEN PROBABLE STARTERS

0	1	3	4	5
<b>RYAN DALY</b>	<b>KEVIN ANDERSON</b>	<b>ANTHONY MOSLEY</b>	<b>DARIAN BRYANT</b>	<b>ERIC CARTER</b>
<b>G • So. • 6-5</b>	<b>G • Fr. • 6-5</b>	<b>G • Sr. • 6-1</b>	<b>G • Jr. • 6-4</b>	<b>F • Jr. • 6-9</b>
15.8 points	11.8 points	10.2 points	3.5 points	12.8 points
5.3 rebounds	4.5 rebounds	3.3 rebounds	1.8 rebounds	9.0 rebounds
12 assists	14 assists	16 assists	9 assists	73.1 FG%

## BLUE HEN QUICK FACTS

### General

Location ..... Newark, Del. 19716  
 Founded ..... 1743  
 Enrollment ..... 16,000  
 Affiliation ..... NCAA Division I  
 Conference ..... Colonial Athletic Association  
 Nickname ..... Blue Hens  
 Colors ..... Royal Blue & Gold  
 Home Court ..... Bob Carpenter Center (5,000)  
 President ..... Dr. Dennis Assanis  
 Director of Athletics and Recreation Services ..... Chrissi Rawak

### Athletics Communications

Assistant AD, Athletics Communications ..... Scott Selheimer  
 Assistant Director, Athletics Communications (MBB) ..... Kevin Tritt  
 Office Phone ..... 302-831-8715  
 Cell Phone ..... 302-383-5005  
 Email ..... ktritt@udel.edu  
 Assistant Director, Athletics Communications ..... Maggie Hayon  
 Press Row Phone ..... 302-831-8715

### Men's Basketball Staff

Head Coach ..... Martin Ingelsby (Notre Dame '01)  
 Record at Delaware/Career ..... 17-22 (second season)  
 Assistant Coach ..... Bill Phillips (Saint Joseph's '01)  
 Assistant Coach ..... Corey McCrae (Fordham '06)  
 Assistant Coach ..... Torrian Jones (Notre Dame '04)  
 Director of Basketball Operations ..... Pat Rogers (Notre Dame '10)  
 Coord. of Player Dev./Videography .. Danny Connor (Indiana '16)

### 2016-17 Season in Review

Overall Record ..... 13-20  
 CAA Record | Finish ..... 5-13 | 9th  
 CAA Tournament ..... 1st Rd., defeated #8 seed Hofstra, 81-76  
 ..... Quarterfinals, lost to #1 seed UNCW, 91-82  
 Postseason ..... None

### 2017-18 Season

Starters Returning/Lost ..... 4/1  
 Letterwinners Returning/Lost ..... 7/5  
 Newcomers ..... 4

### Delaware Men's Basketball History

First Year of Men's Basketball ..... 1905-06  
 All-Time Record ..... 1148-1252-2  
 NCAA Tournament Bids ..... 5 (1992, 1993, 1998, 1999, 2014)  
 Postseason NIT Bids ..... 1 (2000)  
 College Basketball Invitational Bids ..... 1 (2012)

### Digital Media

Website ..... www.bluehens.com  
 Facebook ..... www.facebook.com/DelawareMensBasketball  
 Twitter ..... www.twitter.com/DelawareMBB  
 Youtube ..... www.youtube.com/udbluehens

## Official Basketball Box Score -- Game Totals -- Final Statistics Delaware vs Yale 12/11/16 2 p.m. at John J. Lee Amphitheater

### Delaware 63 • 5-4

#	Player	Total	3-Ptr		Rebounds			PF	TP	A	TO	Blk	Stl	Min	
			FG-FGA	FG-FGA	FT-FTA	Off	Def								Tot
01	Corbett, Chivarsky	f	4-10	2-5	0-0	0	1	1	2	10	1	0	0	1	25
05	Carter, Eric	f	4-5	0-0	1-4	3	7	10	2	9	2	2	0	0	28
03	Mosley, Anthony	g	1-7	1-1	2-3	0	2	2	4	5	4	1	0	3	35
11	Pinkard, Devonne	g	1-3	0-2	0-0	0	0	0	3	2	0	3	0	0	13
22	Hayes, Cazmon	g	4-8	0-2	0-0	1	0	1	2	8	2	3	0	0	27
00	Daly, Ryan		7-15	5-9	1-3	2	7	9	2	20	2	1	0	2	30
04	Bryant, Darian		3-6	1-1	0-1	0	1	1	1	7	0	3	0	0	21
10	McRoy, Curtis		0-0	0-0	0-0	0	0	0	0	0	0	0	0	0	2
23	Johnson, Skye		1-1	0-0	0-1	1	1	2	2	2	0	1	0	1	9
35	Cushing, Jacob		0-1	0-1	0-0	1	0	1	0	0	0	1	0	0	10
Team						2	1	3							
Totals			25-56	9-21	4-12	10	20	30	18	63	11	15	0	7	200

FG % 1st Half: 13-25 52.0% 2nd half: 12-31 38.7% Game: 25-56 44.6% Deadball  
 3FG % 1st Half: 7-12 58.3% 2nd half: 2-9 22.2% Game: 9-21 42.9% Rebounds  
 FT % 1st Half: 3-4 75.0% 2nd half: 1-8 12.5% Game: 4-12 33.3% 2

### Yale 81 • 5-4

#	Player	Total	3-Ptr		Rebounds			PF	TP	A	TO	Blk	Stl	Min	
			FG-FGA	FG-FGA	FT-FTA	Off	Def								Tot
32	Reynolds, Blake	f	5-11	4-7	2-2	0	5	5	2	16	3	1	0	1	28
44	Downey, Sam	f	2-2	0-0	1-6	1	8	9	2	5	2	0	1	0	29
01	Dallier, Anthony	g	3-7	3-5	4-4	0	3	3	2	13	4	2	0	0	32
03	Copeland, Alex	g	7-13	1-4	2-3	1	2	3	1	17	0	4	0	3	30
24	Oni, Miye	g	1-4	1-4	1-2	2	2	4	2	4	2	1	0	0	29
02	Monroe, Eric		1-2	1-2	0-0	0	3	3	0	3	2	1	0	0	11
13	Phills, Trey		2-5	1-2	1-2	0	0	0	1	6	1	1	0	1	17
20	Yates, Noah		0-0	0-0	0-0	0	0	0	0	0	0	0	0	0	1
22	Williams, Austin		1-1	0-0	0-0	1	1	2	0	2	1	0	0	0	5
23	Bruner, Jordan		5-8	1-3	1-2	2	3	5	3	12	2	2	1	0	17
34	Ryan, Thomas		1-1	1-1	0-0	0	0	0	1	3	0	0	0	0	1
Team						3	0	3							
Totals			28-54	13-28	12-21	10	27	37	14	81	17	12	2	5	200

FG % 1st Half: 14-28 50.0% 2nd half: 14-26 53.8% Game: 28-54 51.9% Deadball  
 3FG % 1st Half: 7-16 43.8% 2nd half: 6-12 50.0% Game: 13-28 46.4% Rebounds  
 FT % 1st Half: 6-12 50.0% 2nd half: 6-9 66.7% Game: 12-21 57.1% 5

Officials: Dwayne Gladden, Robert Riley, Bill McCarthy  
 Technical fouls: Delaware-None. Yale-None.  
 Attendance: 1014

Score by periods	1st	2nd	Total
Delaware	36	27	63
Yale	41	40	81

Last FG - DELAWARE 2nd-00:19, YALE 2nd-00:35.  
 Largest lead - DELAWARE by 6 1st-11:12, YALE by 20 2nd-00:35.  
 DELAWARE led for 07:04. YALE led for 29:57. Game was tied for 02:59.

Points	In	Off	2nd	Fast	Bench
DELAWA	Paint	T/O	Chance	Break	
26	26	13	12	2	29
28	18	13	4	4	26

Score tied - 5 times.  
 Lead changed - 3 times.

### Delaware vs. Yale Last Year

Yale knocked down 13 three-pointers and shot 52 percent from the field as the Bulldogs pulled away in the second half to post an 81-63 victory over Delaware at John J. Lee Amphitheater.

The Bulldogs put four players in double figures as Alex Copeland scored 17 points while Blake Reynolds added 16 including four three-pointers. Yale hit 28 of 54 (51.9%) shots from the floor, including 13 of 28 from behind the arc.

Ryan Daly led all scorers with 20 points, including a 5 of 9 performance from behind the arc, and also grabbed nine rebounds. Chivarsky Corbett scored 10 points, while Eric Carter narrowly missed a double-double with nine points and 10 rebounds.

Delaware shot 44.6 percent from the field and went 9 of 21 from long distance, but hurt itself by hitting just 4 of 12 free throws.

Daly hit three consecutive three-pointers early in the first half, while a Darian Bryant triple gave UD a 21-15 lead with 11:09 to play in the opening period. However Yale exploded for a 23-5 run, going up 38-26 on a Reynolds three-pointer with 2:29 on the clock.

It was still a 12 point-game but after Cazmon Hayes hit a jumper, Anthony Mosley added two free throws and then swished a halfcourt

shot just before the buzzer to bring UD within 41-36 at the break.

But Yale scored the first eight points of the second half, including two straight triples by Reynolds, to go up 49-36 and force a Delaware timeout with 17 minutes left.

UD answered with seven in a row pull within six with 14:06 left, and it was still just a seven-point game when Skye Johnson converted a jumpshot, but the Bulldogs answered with a 13-2 spurt to go in front 67-49 with 6:27 to play.

The Blue Hens countered with eight straight points, the final six on consecutive three-pointers by Daly, to get within 10 with 4:53 to play, but Yale responded with a 7-0 run to put the game away.

### Series Matchup

Tonight's game is just the fourth all-time meeting between Delaware and Yale, with the Bulldogs taking the previous three. The teams played on Dec. 19, 1906 in Newark, just the Blue Hens' second season of basketball, with the Bulldogs posting a 25-11 victory. Yale recorded a 66-64 overtime victory over Delaware on Dec. 28, 1982 at the United Federal Tournament in Lakeland, Fla.

Last year the Bulldogs posted an 81-63 victory over the Blue Hens in New Haven.

**Delaware vs. The Ivy League**

Delaware is 16-32 against Ivy League opponents, including last year's loss at Yale. Delaware is 5-2 vs. Columbia, 1-2 vs. Cornell, 1-1 vs. Dartmouth, 6-18 vs. Penn, 3-6 vs. Princeton, and 0-3 vs. Yale. The Blue Hens have never faced Brown or Harvard.

**Hens Looking For 5-2 Start**

A win tonight would give Delaware its first 5-2 start since the 2010-11 team also opened 5-2. The Blue Hens have opened 5-2 just once in the past 13 years since the 2003-04 squad did it.

**Last Time Out**

Delaware held Longwood scoreless over the final 5:16 while scoring the game's final eight points as the Blue Hens held off the Lancers for a 65-57 victory Wednesday afternoon at UNCG's Fleming Gymnasium.

Derrick Woods snapped a 57-57 tie and put Delaware back in front for good with a putback, while Ryan Daly added two free throws at the 2:42 mark to make it a four-point game. Daly hit two more from the line with 26 seconds to play, before Anthony Mosley added two of his own with 11 seconds on the clock to close the scoring.

Meanwhile the Lancers missed their final eight shots from the field as Delaware pulled away for the win.

Delaware trailed 10-3 in the opening three minutes, but pulled even at 13-13 on a Kevin Anderson layup at the 11:10 mark. The Blue Hens then hit six straight shots from the field, including back-to-back triples by Allen, to surge in front 25-20 with 8:19 on the clock.

Delaware led by as many as eight points during the opening half, before a free throw by Mosley in the final minute gave the Blue Hens a 38-31 lead at the break.

UD used a seven-point run to go up a game-best 13 points at 49-36 with 13:07 left on Mosley layup, but Longwood answered with nine straight points to pull within four. Layups by Ashe and Glover brought the Lancers even at 57-57 with 5:16 to play, but the Blue Hens held Longwood scoreless the rest of the way.

**Carter Expected To Return**

Eric Carter suffered an ankle injury during last Monday's game at UNCG, and sat out the following two days vs. North Carolina Wesleyan and Longwood. He is expected to play tonight vs. Yale.

**Hens Knock Down Free Throws vs. Longwood**

Delaware ranks ninth in the CAA with a 64.0 free throw percentage, but the Blue Hens went 14 of 17 in the win over Longwood, including 6 of 6 over the final 2:42. Ryan Daly finished 8 of 8 from the stripe.

**Mosley Leading CAA in Steals**

Anthony Mosley ranked second in the CAA last year in steals, and currently leads the league this year. He has 14 steals, an average of 2.3 per game; no other player in the conference has more than 10.

**Woods Makes Most Of Starts**

With Eric Carter sidelined with an ankle injury, Derrick Woods made his first career UD starts vs. North Carolina Wesleyan and Longwood, and the sophomore took advantage of his opportunity.

Woods led Delaware with career-highs of 19 points and 10 rebounds in Tuesday's win over North Carolina Wesleyan, going 7 of 8 from the field and hitting a three-pointer. He then added 11 points and a team-high nine boards in Wednesday's victory over Longwood.

**Allen Breaks Out vs. Longwood**

Freshman guard Ryan Allen exploded for a team-high 19 points in the win over Longwood, going 8 of 13 from the field and grabbing five rebounds. Allen had scored just 12 points through his first two games as a Blue Hen.

**Hens Shooting Well Inside Arc, Not Outside**

Delaware leads the CAA with a 49.5 field goal percentage this season, but is last in the league with a 28.0 three-point percentage.

The Blue Hens are just 26 of 93 (28.0%) from behind the arc, but are 137 of 236 (58.1%) inside the arc. Delaware is averaging 4.3 three-pointers per game, almost three less than James Madison, which is ninth in the CAA with 7.2 made per game.

**Blue Hens Win Third Straight Home Opener**

With the 93-78 win over Wesley, Delaware improved to 18-8 in home openers at the Bob Carpenter Center.

Delaware posted a 73-72 victory over Fairleigh Dickinson on Nov. 24, 2015 and a 64-56 win over Goldey-Beacom on Nov. 11, 2016, prior to Friday's victory over the Wolverines.

**Delaware Dominates Wesley in Home Opener**

Delaware dominated in the paint and led comfortably over the final 30 minutes as the Blue Hens posted a 93-78 win over Wesley College during the Blue Hens' home opener at the Bob Carpenter Center.

Delaware scored 72 points in the paint and held a commanding 44-27 rebounding advantage, including 16 offensive boards. The Blue Hens shot 56.7 percent from the floor, shooting over 55 percent in both halves.

Six Blue Hens reached double figures led by sophomore guard Ryan Daly, who finished with team-highs of 23 points and nine boards. Anthony Mosley and Derrick Woods each contributed 11 points while Eric Carter, Chyree Walker and Skye Johnson all added 10 apiece.

Brian Cameron paced Wesley with 30 points, while Evan Anderson added 16 of his own.

Delaware led for the final 37 minutes of the game, and was up double figures during the last 25 minutes of the contest. The Blue Hens led by as many as 18 points in the opening half, before settling for a 51-36 advantage at the break.

The Wolverines got within 59-49 with 14:16 to play but would get no closer, as the lead eventually grew to a game-high 20 at 86-66 at the 3:09 mark.

**Delaware Puts Six in Double Figures vs. Wesley**

Delaware had six players reach double figures in the win over Wesley. Ryan Daly led the Blue Hens with 23 points, while Anthony Mosley and Derrick Woods added 11 apiece. Eric Carter, Chyree Walker and Skye Johnson all contributed 10 points.

Delaware has had seven players reach double figures twice in school history, while Friday was the fifth time UD had six players score in double digits. The last time the Blue Hens had six double figure scorers was during an 88-78 victory over Florida in the San Juan Shootout on Dec. 1, 1996.

**Delaware Dominates Paint vs. Wesley**

Delaware scored an incredible 72 points in the paint vs. Wesley, which is believed to be a school record. The Blue Hens shot 56.7 percent from the field, including 37 of 55 (67.3 percent) inside the three-point line.

**Delaware Basketball on the Internet**

University of Delaware athletics information is available via the internet through [www.bluehens.com](http://www.bluehens.com).

Box scores and game stories are usually posted within an hour of the conclusion of each UD basketball game, while cumulative statistics are also updated and posted after each contest. Media notes are available in a PDF format within 24 hours of the start of each game. In addition, livestats and live streaming are available for all UD home games.

**Delaware Basketball on the Radio**

For the 14th straight season, all University of Delaware men's basketball games will be carried on FM radio. All games will be carried on 94.7 WDSB. Scott Klatzkin (play-by-play) and Bill Harman (analyst) will call the action.

Additionally, all Blue Hen men's basketball home games will be broadcast by the UD student radio station, WVUD 91.3 FM. Real Audio links for both broadcasts are available through the UD athletics website.

**Delaware Basketball on Internet/Television**

Nov. 10	at Richmond	NBC Sports Phil+, Wash+	7 p.m.
Nov. 14	at Bradley	ESPN3.com	8 p.m. ET
Nov. 20	at UNCG	ESPN3.com	7 p.m.
Dec. 9	Notre Dame	CBS Sports Network	7 p.m.
Jan. 11	Drexel	NBC Sports Phil, COZI, SNY	7 p.m.
Jan. 20	at Northeastern	NESN+	2 p.m.
Feb. 1	Towson	NBC Sports Phil+, COZI, SNY	7 p.m.
Feb. 15	at Towson	CollegeSportsLive	7 p.m.
Feb. 17	Elon	NBC Sports Phil, COZI, SNY	7 p.m.
Feb. 22	at Drexel	CollegeSportsLive	7 p.m.
Mar. 5	CAA Semifinals	CBS Sports Network	7/9 p.m.
Mar. 6	CAA Championship	CBS Sports Network	7 p.m.

**CAA Media Teleconference**

The CAA hosts a media teleconference each Tuesday beginning on January 9 and running through February 27. The teleconference, which features all 10 of the conference's coaches in 10-minute slots, is held on Tuesday mornings from 10 a.m. to 11:20 a.m. This season Martin Ingelsby is scheduled to take calls from 11:04 a.m. to 11:12 a.m. The phone number to take part in the call is (877) 805-0692. Members of the media should contact Rob Washburn at (804) 525-1219 at the CAA office with any questions. A broadcast of the call will be available on [www.caasports.com](http://www.caasports.com) each Tuesday afternoon.

**Weekly Lineup**

10:00 a.m.	Earl Grant, College of Charleston
10:08 a.m.	Bill Coen, Northeastern
10:16 a.m.	Joe Mihalich, Hofstra
10:24 a.m.	Tony Shaver, William & Mary
10:32 a.m.	C.B. McGrath, UNCW
10:40 a.m.	Matt Matheny, Elon
10:48 a.m.	Louis Rowe, James Madison
10:56 a.m.	Pat Skerry, Towson
11:04 a.m.	Martin Ingelsby, Delaware
11:12 a.m.	Zach Spiker, Drexel

## MARTIN INGELSBY VS.

Opponent	Home	Away	Neutral	Overall
Austin Peay.....	0-0	0-0	0-1	0-1
Bradley.....	0-0	1-1	0-0	1-1
Bryn Athyn.....	1-0	0-0	0-0	1-0
Charleston.....	0-1	0-1	0-0	0-2
Delaware State.....	1-0	0-0	0-0	1-0
Drexel.....	1-0	0-1	0-0	1-1
Elon.....	1-0	0-1	0-0	1-1
Goldey-Beacom.....	1-0	0-0	0-0	1-0
Hofstra.....	0-1	0-1	1-0	1-2
Iona.....	1-0	0-0	0-0	1-0
James Madison.....	1-0	1-0	0-0	2-0
La Salle.....	0-0	0-1	0-0	0-1
Marist.....	1-0	0-0	0-0	1-0
Miami (Ohio).....	0-0	1-0	0-0	1-0
Northeastern.....	1-0	0-1	0-0	1-1
Northern Kentucky.....	0-0	0-0	0-1	0-1
Richmond.....	0-0	1-0	0-0	1-0
Seton Hall.....	0-0	0-1	0-0	0-1
South Florida.....	0-0	0-1	0-0	0-1
Towson.....	0-1	0-1	0-0	0-2
UNCW.....	0-1	0-1	0-1	0-3
Wesley.....	1-0	0-0	0-0	1-0
William & Mary.....	0-1	0-1	0-0	0-2
Yale.....	0-0	0-1	0-0	0-1
<b>Totals.....</b>	<b>10-5</b>	<b>4-13</b>	<b>1-3</b>	<b>15-21</b>

### Unselfish Blue Hens

Delaware handed out 24 assists on its 38 baskets vs. Wesley. That marked the Blue Hens' highest assist total since dishing out 26 vs. William & Mary on Feb. 1, 2003.

### Delaware Holds Big Rebound Edge vs. Wesley

Delaware enjoyed a commanding 44-27 rebounding advantage over Wesley, its highest rebounding margin since a 46-26 edge over Delaware State on Dec. 2, 2016. The Blue Hens' 16 offensive boards were the most since also grabbing 16 vs. Marist on Dec. 20, 2016.

### Blue Hens Win Opener at Richmond

Delaware jumped out to a 33-point lead in the first half and held off a Richmond charge down the stretch as the Blue Hens never trailed in posting an impressive 76-63 season-opening road victory over the Spiders on Nov. 10 at the Robins Center.

Delaware used a 29-2 run during the first half and eventually went up 45-12 with 3:05 to play in the stanza. Richmond rallied twice but never got closer than nine in the second half.

Ryan Daly led the way with 22 points, while Eric Carter notched a double-double with 12 points and 12 rebounds. Freshman Kevin Anderson contributed 11 points in his UD debut, while Anthony Mosley was the fourth Blue Hen in double figures with 10 points to go with five assists.

UD scored 10 consecutive points to jump out to an early 12-2 lead, and after Richmond pulled within 12-8, the Blue Hens exploded for an incredible 29-2 run to extend the advantage to 41-10 on a Jacob Cushing three-pointer at the 4:46 mark. The lead grew to as much as 33 at 45-12, before Delaware took a 49-20 cushion into the break.

The Blue Hens shot 75.0 percent from the field during the opening 20 minutes, and assisted on 15 of their 21 field goals.

Richmond reeled off a 14-2 spurt in the second half to pull within 56-42 and eventually got as close as 12, but Daly buried a contested three-pointer and Mosley added two free throws to push the margin back to 17.

The Spiders used a quick eight-point spurt to pull within 67-58 with 2:08 on the clock, but Delaware countered with a 7-0 run to put the game away.

### Carter With Consecutive Double-Doubles

Eric Carter opened the season in impressive fashion, posting double-doubles in each of the Blue Hens' first two games at Richmond and Bradley.

Carter scored 12 points, hitting 5 of 7 shots from the floor, and grabbed a game-high 12 rebounds at Richmond. He also led all players with four steals in the victory. He then recorded game-highs of 18 points and 12 boards at Bradley, going 7 of 9 from the field.

Carter is the first Blue Hen to post double-doubles in the first two games of the season since Marc Egerson in 2008-09.

### Anderson Impressing Early On

Kevin Anderson has gotten his Blue Hen career off to an impressive start through six games, as he ranks third on the team with 11.8 points per game and fourth with 4.5 rebounds per game.

Anderson scored a season-high 17 points in consecutive games last week vs. UNCG and North Carolina Wesleyan.

### Blue Hens Win Third Straight Season Opener

Delaware lost nine consecutive season openers from 2006-14, but has now won its last three games to open its season.

### Daly Named CAA Player of the Week

Ryan Daly was named the Colonial Athletic Association Men's Basketball Player of the Week on Nov. 13 after leading the Blue Hens to their season-opening win at Richmond.

Daly scored a game-high 22 points on 9 of 14 shooting during the 76-63 triumph over the Spiders, while adding four rebounds and two assists in 37 minutes of action.

Daly, last year's CAA Rookie of the Year and a Preseason Second Team All-CAA pick this year, earned his first career CAA Player of the Week award. He was named the league's Rookie of the Week six times last season.

### Blue Hens Dominate Spiders in First Half

UD led Richmond 12-8 with 13:12 remaining in the first half, but then exploded for a 29-2 run over the next eight and a half minutes, taking a commanding 41-10 advantage with 4:46 on the clock.

The Blue Hens scored 14 straight points, and after a Spiders bucket, then ran off 15 more in a row. The lead grew to as much as 33 at 45-12, before Delaware settled for a 49-20 halftime cushion.

UD connected on 21 of 28 (75.0%) field goal attempts in the first half, assisting on 15 of those baskets. Eric Carter and Ryan Daly each had five field goals in the opening 20 minutes, while Richmond had just four as a team.

Delaware had a 15/2 assist/turnover ratio in the first half, but a 0/9 ratio in the second. However the Blue Hens never led by less than nine in the second stanza.

### Anderson, Walker Both Start As Freshmen

Kevin Anderson and Chyree Walker each started in the season opener, as Delaware started two freshmen in its opener for the first time since 2011. Anderson finished with 11 points, four rebounds, three assists and two steals while not committing a turnover in 31 minutes on the floor. Walker played 18 minutes, finishing with seven points on 3 of 4 shooting and grabbing a pair of boards.

### Delaware Signs Ithiel Horton To NLI

Martin Ingelsby announced on Monday that Ithiel Horton has signed a National Letter of Intent with UD and will begin playing for the Blue Hens next fall.

Horton, a 6-3 combo guard from Vauxhall, N.J., is currently in his first season at Roselle Catholic High School. He averaged 10 points, three rebounds and three assists per game as a junior at St. Anthony, which closed last spring.

"We are very excited to welcome Ithiel into the Delaware basketball family," Ingelsby said. "Ithiel is a young man we targeted early in the recruiting process and fits the type of perimeter players we want to have in our program. He is a big-time shooter who also has a high basketball IQ and feel for the game. He comes to us having played for two of the best high school basketball programs in the state of New Jersey and we look forward to him making an immediate impact when he arrives in Newark."

### Busy Stretch To Open Season

Delaware opened its season with a busy stretch that featured six games, all but one on the road, in 13 days.

Starting tonight, Delaware will play five of its final seven non-conference games at the Bob Carpenter Center. One of those two road games will be a short trip to Dover, Del. to face Delaware State.

**Goss Redshirting Season As Transfer**

Collin Goss is sitting out this season as a redshirt after he transferred to Delaware from George Washington over the summer, and will have two years of eligibility with the Blue Hens beginning in the 2018-19 season.

Goss, a 6-11 forward from Manassas, Va., appeared in 13 games as a sophomore last season for the Colonials, who finished with a 20-15 record and competed in the College Basketball Invitational. He finished the year with 20 points and 14 rebounds, while averaging 6.2 minutes per contest. Goss scored a career-high five points in a win over Harvard on Nov. 29, and added four points in a season-opening victory over Siena. He played a career-high 19 minutes against Florida State, and blocked a career-best two shots vs. Howard.

Goss saw action in 18 games during his freshman year, totaling nine rebounds and a point for a George Washington team that went 28-10 and captured the Postseason NIT title.

**Delaware Names Mosley, Carter Team Captains**

Blue Hen head coach Martin Ingelsby has named senior guard Anthony Mosley and junior forward Eric Carter 2017-18 team captains.

Mosley was Delaware's starting point guard a year ago, when he ranked second in the CAA with 1.7 steals per game and second on the team with a 10.0 scoring average. Carter also appeared in all 33 games last season, ranking second on the team and 16th in the CAA with 5.4 rebounds per game. Carter shot a team-high 50.6% from the field, and scored a career-high 20 points on 9 of 10 shooting at UNCW.

**Delaware Picked Seventh in CAA Preseason Poll**

Delaware was picked seventh in the CAA Preseason Poll announced Oct. 18 during the league's Media Day.

**CAA Men's Basketball Predicted Order of Finish**

1. College of Charleston
2. Towson
3. Elon
4. Hofstra
5. UNCW
6. Northeastern
7. Delaware
8. William & Mary
8. Drexel
10. James Madison

**Daly Named Preseason Second Team All-CAA**

Delaware sophomore guard Ryan Daly was named Preseason Second Team All-CAA during the league's Media Day.

**Preseason All-Colonial Athletic Association**

**First Team**

- Jarrell Brantley, Charleston
- Devontae Cacok, UNCW
- Joe Chealey, Charleston (Preseason Player of the Year)
- Tyler Seibring, Elon
- Justin Wright-Foreman, Hofstra

**Second Team**

- Ryan Daly, Delaware**
- Brian Dawkins, Elon
- Rokas Gustys, Hofstra
- Kurk Lee, Drexel
- Mike Morsell, Towson
- Grant Killer, Charleston

**Honorable Mention**

- Devon Begley, Northeastern
- David Cohn, William & Mary
- Nathan Knight, William & Mary
- Jeremy Miller, Northeastern
- Deshaun Morman, Towson
- Eli Pemberton, Hofstra
- Jordan Talley, UNCW

**Blue Hens Among CAA Leaders**

**Kevin Anderson**

Category	Rank	Stat	Leader
Steals	T-7th	1.5	Anthony Mosley (Delaware) - 2.3
Blocks	T-8th	0.8	Austin Williams (Drexel) - 3.6
Field Goal %	11th	46.2	Austin Williams (Drexel) - 70.0
Free Throw %	T-14th	75.0	Troy Harper (Drexel) - 93.8
Def. Rebounds	T-14th	4.0	Devontae Cacok (UNCW) - 8.8
Scoring	20th	11.8	Tramaine Isabell (Drexel) - 22.3

**Ryan Daly**

Category	Rank	Stat	Leader
Minutes	T-7th	34.3	Kurk Lee (Drexel) - 39.0
Off. Rebounds	10th	2.2	Devontae Cacok (UNCW) - 5.3
Field Goal %	10th	46.7	Austin Williams (Drexel) - 70.0
Scoring	10th	15.8	Tramaine Isabell (Drexel) - 22.3
Steals	12th	1.2	Anthony Mosley (Delaware) - 2.3
Rebounds	14th	5.3	Devontae Cacok (UNCW) - 14.0

**Anthony Mosley**

Category	Rank	Stat	Leader
Steals	1st	2.3	-
A/T Ratio	13th	1.5	Justin Pierce (W&M) - 5.5
Scoring	29th	10.2	Tramaine Isabell (Drexel) - 22.3

**Derrick Woods**

Category	Rank	Stat	Leader
Rebounds	20th	4.7	Devontae Cacok (UNCW) - 14.0

**Delaware in CAA Team Categories**

Scoring Offense: 7th / 73.5	UNCW: 88.0
Scoring Defense: 4th / 68.0	Towson: 60.7
Scoring Margin: 2nd / +5.5	Towson: +16.5
Free Throw Pct.: 9th / 64.0	William & Mary: 77.8
Field Goal Pct.: 1st / 49.5	-
Field Goal Pct. Defense: 3rd / 41.2	Towson: 36.4
3-Point Field Goal Pct.: 10th / 28.0	William & Mary: 40.2
3-Point Field Goals Made: 10th / 4.3	Elon: 12.1
3-Point Field Goal Pct. Def.: 8th / 37.7	Towson: 20.2
Rebounding Offense: 8th / 36.7	Towson: 42.0
Rebounding Defense: 1st / 31.8	-
Rebounding Margin: 4th / +4.8	UNCW: +7.5
Blocked Shots: 7th / 2.5	William & Mary: 6.8
Assists: 6th / 13.5	UNCW: 19.3
Steals: 2nd / 7.7	James Madison: 8.7
Turnover Margin: 3rd / +0.17	Charleston: +5.20
Assist/Turnover Margin: 4th / 1.1	UNCW: 1.3
Offensive Rebounds: 5th / 10.2	James Madison: 15.7
Defensive Rebounds: T-5th / 26.5	Elon: 31.7
Defensive Rebound Pct.: 5th / 72.9	Northeastern: 76.5
Offensive Rebound Pct.: 5th / 31.6	James Madison: 38.2

**The Last Time...**

**UD played an overtime game:**

2/9/17 vs. Elon (W 76-74 OT)

**UD played double overtime:**

2/21/13 vs. Drexel (W 73-71 - 20T)

**UD scored 100 points:**

12/21/13 vs. Bryant (W 108-107 - OT)

**UD allowed 100 points**

2/4/17 at UNCW (L 80-108)

**UD was held under 50 points**

12/22/15 at Villanova (L 48-78)

**UD held opponent under 50 points**

12/2/16 vs. Delaware State (W 64-49)

**UD made 10 3-pointers**

11/20/16 (11) vs. Austin Peay (L 75-76)

**UD allowed 10 3-pointers**

11/20/17 (14) at UNCG (L 66-79)

**A Blue Hen scored 25 points**

3/3/17, Ryan Daly (27) vs. Hofstra

**An opponent scored 25 points**

11/20/17, Francis Alonso (32), UNCG

**A Blue Hen scored 30 points**

3/4/16, Kory Holden (30) vs. Charleston

**An opponent scored 30 points**

11/20/17, Francis Alonso (32), UNCG

**A Blue Hen scored 35 points**

12/19/15, Kory Holden (35) at Boston College

**An opponent scored 35 points**

3/20/14, Adreian Payne (41), Michigan State

**A Blue Hen scored 40 points**

2/5/14, Davon Usher (42) vs. Charleston

**An opponent scored 40 points**

3/20/14, Adreian Payne (41), Michigan State

**A Blue Hen grabbed 15 rebounds**

12/31/16, Ryan Daly (15) vs. Hofstra

**A Blue Hen grabbed 20 rebounds**

11/28/12, Janelle Hagins (23) at Lafayette

**An opponent grabbed 20 rebounds**

2/13/16, Rokas Gustys (21), Hofstra

**A Blue Hen had 10 assists**

3/1/14, Jarvis Threatt (13) at Charleston

**A Blue Hen recorded a double-double**

11/21/17, Derrick Woods (19 pts/10 rebs) vs. N.C. Wesleyan



## MARTIN INGELSBY

**HEAD COACH**  
**2ND SEASON**  
**NOTRE DAME '01**



Martin Ingelsby is currently in his second season as University of Delaware men's basketball head coach during the 2017-18 season.

After spending the previous 13 years on the Notre Dame coaching staff from 2003-16, Ingelsby led the Blue Hens to 13 victories during his first season in Newark, including a win over Hofstra in the CAA Tournament.

Ingelsby's first recruit, Ryan Daly, was named the CAA Rookie of the Year and earned a spot on the All-CAA third team while setting UD freshman records for scoring and rebounding.

Ingelsby, the 24th head coach in UD men's basketball history, is a native of Berwyn, Pa., and was a standout point guard for Notre Dame from 1997-2001. He began his coaching career as an assistant at Wagner College during the 2002-03 campaign before returning to his alma mater as Notre Dame's coordinator of basketball operations. He spent six seasons in that position before being promoted to assistant coach in July 2009, a position he held for seven years. During his tenure in South Bend, Ingelsby, 38, helped lead the Irish to eight NCAA Tournament appearances.

"I really believe this is a great fit for me," Ingelsby said at the time of his hiring. "Coming from Notre Dame, to have the opportunity to be the head coach at a place like the University of Delaware is something I could not pass up. This is a great academic institution and a great community and we will be able to recruit young men who will excel in the classroom and on the basketball court. We want to win and we want to win the right way. It all starts with high character and highly competitive kids who will represent this basketball program and this University in a first-class manner on and off the basketball court. I can't wait to get started.

"We want to dream big dreams and talk about winning CAA championships and getting into the NCAA Tournament. There is a process that goes into place in building a basketball program and we will work hard to get there. Together, with the student body, faculty, alumni, community and fans, we can accomplish great things."

"I am incredibly excited for our student-athletes, our university and all of Blue Hen Nation to welcome Coach Ingelsby," said University of Delaware Director of Athletics and Recreation Services Chrissy Rawak. "Martin demands excellence in all that he does and has a keen focus on getting young men to go beyond their limits academically, athletically, and in the community. He will have an immediate impact not only on our basketball program, but on our entire department."

While in South Bend Ingelsby primarily worked with the Notre Dame guards and played an integral role in elevating the program's national recruiting efforts. The Fighting Irish reaped the benefits of that recruiting success over his final two seasons as Notre Dame advanced to the NCAA Tournament's Elite Eight in both 2015 and 2016.

The Fighting Irish enjoyed a magical 2014-15 campaign as Notre Dame won the Atlantic Coast Conference Tournament title, made its first Elite Eight appearance since 1979, and posted the second 30-win season in school history by finishing with a 32-6 mark.

Despite losing Jerian Grant and Pat Connaughton to the NBA, Notre Dame followed with another outstanding campaign in 2015-16, advancing to the ACC Tournament Semifinals before making its second straight Elite Eight appearance.

Ingelsby helped mentor Grant, a first team consensus All-American and unanimous first team All-ACC pick in 2015 before getting selected by the New York Knicks with the 19th pick in the 2015 NBA Draft. He also worked extensively with Connaughton, who played in a school-record 139 games and was the 41st pick in the 2015 NBA Draft by the Brooklyn Nets. That season marked the first time since 1992 that two Notre Dame players were selected in the same year of the NBA Draft.

Under Ingelsby's tutelage, Irish point guard Demetrius Jackson enjoyed an outstanding season in 2015-16, earning second team All-ACC and NCAA East Regional All-Tournament Team accolades.



### THE MARTIN INGELSBY FILE

**Born:** November 24, 1978  
**Family:** Wife, Colleen; twins Will and Kate (7); son Jack (3); son Benjamin (1)  
**High School:** Archbishop Carroll (Wayne, Pa), 1997  
**College:** Mendoza College of Business, University of Notre Dame, marketing degree, 2001  
**Named Coach:** May 25, 2016

#### Coaching Career:

**2002-03:** Assistant Coach, Wagner College (2003 NCAA Tournament)  
**2003-2009:** Coordinator of Basketball Operations, University of Notre Dame (2 NCAA Tournaments; 3 NIT Tournaments)  
**2009-2016:** Assistant Coach, University of Notre Dame (6 NCAA Tournaments, 2 NCAA Elite Eights, 1 NIT Tournament)  
**2016-Present:** Head Coach, University of Delaware

Ingelsby helped lead Notre Dame to a school-record seven consecutive 20-win seasons from 2006-13, while the Irish posted 97 victories from 2009-13, the most wins in a four-year period in school history. During Ingelsby's 13 seasons at his alma mater, Irish teams went 290-146 (.665) and the program posted a 168-76 record with six NCAA Tournament appearances in seven years once he assumed assistant coaching duties.

During Ingelsby's lone season at Wagner in 2002-03, he was part of the most successful season in school history as the Seahawks finished 21-11, won both the Northeast Conference regular season and tournament titles, and earned the school's first-ever berth in the NCAA Tournament.

Ingelsby was Notre Dame's starting point guard during three of his four seasons in South Bend. As a senior in 2000-01 he averaged 8.2 points and a team-high 6.4 assists as a starter in all 30 games. A team captain during his senior year, he guided the Irish to a 20-10 overall record and the Big East's West Division championship, the school's first ever conference title. Additionally, Notre Dame advanced to the second round of the NCAA Tournament after earning a berth in the field for the first time in more than a decade in Mike Brey's first season.

Ingelsby also started for the Irish as a freshman and sophomore, and led the team in assists during three of his four seasons. He handed out a team-high 150 assists as a freshman and earned a spot on the 1998 Big East All-Rookie Team.

A two-time member of the Big East Academic All-Star Team, Ingelsby was the recipient of the Notre Dame Club of St. Joseph Valley Rockne Student-Athlete Award during his senior season. He graduated from the Mendoza College of Business with a bachelor's degree in marketing in May, 2001.

Ingelsby enjoyed an outstanding career at Archbishop Carroll High School in suburban Philadelphia where he finished as the school's all-time leading scorer with 1,425 points and led his teams to an 80-12 record during his three years on the varsity squad.

Following his senior year in 1997, he won the prestigious Markward Award, given annually to the top high school player in the Philadelphia area, and was the Gatorade Player of the Year for Philadelphia while also earning All-Catholic League honors three times. Ingelsby was also named South Catholic League MVP as a senior and was a McDonald's All-America honorable mention selection.

Ingelsby's father, Tom, was a standout guard at Villanova from 1970-73 and served as his son's head coach at Archbishop Carroll. Tom led Villanova to the 1971 NCAA championship game and played for the Atlanta Hawks during the 1973-74 season and for the Spirits of St. Louis in the ABA the following year.

Ingelsby and his wife, Colleen, are the parents of twins Will and Kate (7), and sons Jack (3) and Benjamin (1).



**2017-18 University of Delaware Men's Basketball Team: Front Row (left-right):** Chyree Walker, Ryan Daly, Jacob Cushing, Kevin Anderson, Anthony Mosley, Ryan Allen, Curtis Lochner, Darian Bryant, Connor Rufo. **Back Row:** Coordinator of Player Development/Videography Danny O'Connor, Assistant Athletic Trainer Paul Lowry, Assistant Coach Corey McCrae, Assistant Coach Bill Phillips, Derrick Woods, Eric Carter, Collin Goss, Skye Johnson, Assistant Coach Torrian Jones, Director of Basketball Operations Pat Rogers, Head Coach Martin Ingelsby.

## 2017-18 UNIVERSITY OF DELAWARE MEN'S BASKETBALL ROSTER

No.	Name	Pos.	Cl.	Ht.	Wt.	Hometown/High School (Last School)
0	Ryan Daly *	G	So.	6-5	225	Ardmore, Pa./Archbishop Carroll
1	Kevin Anderson	G	Fr.	6-5	180	Williamsport, Pa./St. John Neumann
2	Ryan Allen	G	Fr.	6-2	195	Bowie, Md./DeMatha Catholic
3	Anthony Mosley ***	G	Sr.	6-1	180	Wilmington, Del./Sanford
4	Darian Bryant **	G	Jr.r	6-4	220	Bowie, Md./St. John's College HS (George Washington)
5	Eric Carter ***	F	Jr.r	6-9	235	Jackson, N.J./Jackson Memorial
10	Connor Rufo	G	Fr.	6-3	190	Hockessin, Del./Sanford
11	Chyree Walker	F	Fr.	6-5	195	Fairfax, Va./Bullis School (Md.)
15	Curtis Lochner **	G	Jr.	5-10	175	Willow Grove, Pa./Abington
20	Derrick Woods	F	So.r	6-8	240	Trenton, N.J./Pennsbury (Pa.) (St. Bonaventure)
22	Jacob Cushing *	F	So.	6-8	210	Naperville, Ill./Neuqua Valley
23	Skye Johnson ***	F	Sr.	6-8	250	Dumfries, Va./Virginia Episcopal School
33	Collin Goss #	F	Jr.	6-11	225	Manassas, Va./St. Stephens & St. Agnes (George Washington)

# - will sit out the 2017-18 season per NCAA transfer regulations

**Head Coach:** Martin Ingelsby (Notre Dame '01), second season at Delaware

**Assistant Coaches:** Bill Phillips (Saint Joseph's '01), second season; Corey McCrae (Fordham '06), second season; Torrian Jones (Notre Dame '04), second season

**Director of Basketball Operations:** Pat Rogers (Notre Dame '10), second season

**Coordinator of Player Development/Videography:** Danny O'Conner (Indiana '16), second season

### Pronunciation Guide

Darian Bryant - DARE-e-an

Torrian Jones - TORE-e-an

Curtis Lochner - LOCK-ner

Anthony Mosley - MOSE-lee

Connor Rufo - ROO-foe

Chyree Walker - KIE-ree

# RYAN DALY

SOPHOMORE || GUARD || 6-5 || 225 || ARDMORE, PA. || ARCHBISHOP CARROLL



## 2017-18 GAME-BY-GAME

Date	Opponent	FG-A	3FG-A	FT-A	O-D-R	PF	A	T	B	S	Pts.	Min.
11/10	at Richmond	9-14	1-4	3-5	2-2-4	1	2	3	0	0	22	37
11/14	at Bradley	1-11	0-5	1-2	1-2-3	4	2	3	0	1	3	39
11/17	Wesley	10-15	1-3	2-4	6-3-9	1	2	0	0	1	23	30
11/20	at UNCG	5-12	3-6	2-2	2-4-6	1	1	2	1	3	15	38
11/21	vs. N. C. Wesleyan	6-11	1-3	3-6	2-4-6	1	2	2	0	1	16	26
11/22	vs. Longwood	4-12	0-4	8-8	0-4-4	2	3	1	0	1	16	36
11/27	Yale											
12/1	at Navy											
12/6	Buffalo											
12/9	Notre Dame											
12/17	at Delaware State											
12/20	CSU Bakersfield											
12/28	Cornell											
12/30	at UNCW											
1/2	at College of Charleston											
1/5	William & Mary											
1/7	UNCW											
1/11	Drexel											
1/13	at James Madison											
1/18	at Hofstra											
1/20	at Northeastern											
1/25	College of Charleston											
1/27	Hofstra											
2/1	Towson											
2/3	at Elon											
2/8	Northeastern											
2/10	at William & Mary											
2/15	at Towson											
2/17	Elon											
2/22	at Drexel											
2/24	James Madison											

### 2017-18

- Preseason Second Team All-CAA selection
- Has reached double figures in all but one game this season, including four straight
- Scored 16 points in consecutive wins over North Carolina Wesleyan and Longwood
- Posted team-highs of 23 points and nine rebounds in the home-opening victory over Wesley
- Scored a game-high 22 points in the season-opening win at Richmond

### 2016-17

- CAA Rookie of the Year and Third Team All-CAA selection
- UD Alumni Association/Colonel C.B. Shaffer Team Most Valuable Player
- Set UD freshman single season records with 511 points and 171 rebounds
- Led all CAA freshmen in scoring and rebounding
- Led UD and ranked fifth in the CAA with 7.4 rebounds, and led UD and was sixth in the CAA with 16.0 points
- Posted six double-doubles
- His nine 20-point games are the most by a UD freshman
- Reached double figures in 21 of the final 23 games
- Named to CAA All-Tournament Team after recording double-doubles vs. Hofstra and UNCW
- Five-time CAA Rookie of the Week honoree

### High School

- Selected Philadelphia Catholic League MVP, Markward Club City Player of the Year, and Delaware County Player of the Year last season at Archbishop Carroll
- Named first team AAA All-State, first team All-Main Line, and first team All-City
- Averaged 22.0 points and 7.0 rebounds per game as a senior
- Led Archbishop Carroll to the 2015 state finals

## SEASON/CAREER HIGHS

	2017-18	Career
Points	23 vs. Wesley, 11/17	28 vs. UNCW, 1/7/17
Field Goals Made	10 vs. Wesley, 11/17	10, three times
Field Goals Att.	15 vs. Wesley, 11/17	22 vs. Hofstra, 12/31/17
3-pt. Field Goals	3 at UNCG, 11/20	5 at Yale, 12/11/17
3-pt. Field Goals Att.	6 at UNCG, 11/20	10 vs. William & Mary, 2/18/17
Free Throws Made	8 vs. Longwood, 11/22	same
Free Throws Att.	8 vs. Longwood, 11/22	8, twice
Rebounds	9 vs. Wesley, 11/17	15 vs. Hofstra, 12/31/17
Assists	3 vs. Longwood, 11/22	6 vs. Hofstra, 3/3/17
Blocks	1 at UNCG, 11/20	2 vs. Towson, 1/21/17
Steals	3 at UNCG, 11/20	3, twice
Minutes	39 at Bradley, 11/14	44 vs. Elon, 2/9/17


## CAREER STATISTICS

Year	GP/GS	Min	Avg.	FG-FGA	Pct.	3FG-FGA	Pct.	FT-FTA	Pct.	OR	DR	Tot	Avg.	PF	FO	A	TO	B	S	Pts	Avg.
2016-17	32/21	1072	33.5	189-445	.425	62-183	.339	71-104	.683	67	171	238	7.4	66	0	66	39	8	27	511	16.0
2017-18	6/6	206	34.3	35-75	.467	6-25	.240	19-27	.704	13	19	32	5.3	10	0	12	11	1	7	95	15.8
<b>Totals</b>	<b>38/27</b>	<b>1278</b>	<b>33.6</b>	<b>224-520</b>	<b>.431</b>	<b>68-208</b>	<b>.327</b>	<b>90-131</b>	<b>.687</b>	<b>80</b>	<b>190</b>	<b>270</b>	<b>7.1</b>	<b>76</b>	<b>0</b>	<b>78</b>	<b>50</b>	<b>9</b>	<b>34</b>	<b>606</b>	<b>15.9</b>



# KEVIN ANDERSON

FRESHMAN || GUARD || 6-5 || 180 || WILLIAMSPORT, PA. || ST. JOHN NEUMANN



# 1

## 2017-18 GAME-BY-GAME

Date	Opponent	FG-A	3FG-A	FT-A	O-D-R	PF	A	T	B	S	Pts.	Min.
11/10	at Richmond	2-7	1-5	6-8	0-4-4	2	3	0	1	2	11	31
11/14	at Bradley	5-11	2-6	3-4	1-7-8	4	2	2	1	1	15	39
11/17	Wesley	4-9	0-4	1-2	0-6-6	3	6	3	2	1	9	33
11/20	at UNCG	6-11	1-3	4-4	1-4-5	4	0	2	0	1	17	39
11/21	vs. N. C. Wesleyan	6-10	4-5	1-2	1-1-2	3	2	2	0	3	17	28
11/22	vs. Longwood	1-4	0-1	0-0	0-2-2	2	1	0	1	1	2	11
11/27	Yale											
12/1	at Navy											
12/6	Buffalo											
12/9	Notre Dame											
12/17	at Delaware State											
12/20	CSU Bakersfield											
12/28	Cornell											
12/30	at UNCW											
1/2	at College of Charleston											
1/5	William & Mary											
1/7	UNCW											
1/11	Drexel											
1/13	at James Madison											
1/18	at Hofstra											
1/20	at Northeastern											
1/25	College of Charleston											
1/27	Hofstra											
2/1	Towson											
2/3	at Elon											
2/8	Northeastern											
2/10	at William & Mary											
2/15	at Towson											
2/17	Elon											
2/22	at Drexel											
2/24	James Madison											

### 2017-18

- Scored 11 points and handed out three seasons in his UD debut at Richmond
- Finished with season-highs of 15 points and eight rebounds at Bradley
- Posted nine points, six rebounds and six assists vs. Wesley
- Scored a season-high 17 points in consecutive games vs. UNCG and North Carolina Wesleyan

### High School

- Named second team All-State as a sophomore before earning first team honors as both a junior and a senior
- Named Class A PIAA Player of the Year as a senior
- Averaged 21.5 points and 11.0 rebounds as a senior
- Helped St. John Neumann win four consecutive District 4 titles
- Led St. John Neumann to a 27-1 record during his senior season
- Scored 1,712 points in his career • never lost a regular season or district game

## SEASON/CAREER HIGHS

	2017-18	Career
Points	17, twice	same
Field Goals Made	6, twice	same
Field Goals Att.	11, twice	same
3-pt. Field Goals	4 vs. N.C. Wesleyan, 11/21	same
3-pt. Field Goals Att.	6 at Bradley, 11/14	same
Free Throws Made	6 at Richmond, 11/10	same
Free Throws Att.	8 at Richmond, 11/10	same
Rebounds	8 at Bradley, 11/14	same
Assists	6 vs. Wesley, 11/17	same
Blocks	2 vs. Wesley, 11/17	same
Steals	3 vs. N.C. Wesleyan, 11/21	same
Minutes	39, twice	same

## CAREER STATISTICS

Year	GP/GS	Min	Avg.	FG-FGA	Pct.	3FG-FGA	Pct.	FT-FTA	Pct.	OR	DR	Tot	Avg.	PF	FO	A	TO	B	S	Pts	Avg.
2017-18	6/6	181	30.2	24-52	.462	8-24	.333	15-20	.750	3	24	27	4.5	18	0	14	9	5	9	71	11.8
Totals	6/6	181	30.2	24-52	.462	8-24	.333	15-20	.750	3	24	27	4.5	18	0	14	9	5	9	71	11.8

# RYAN ALLEN

FRESHMAN || GUARD || 6-2 || 195 || BOWIE, MD. || DEMATHA CATHOLIC



# 2

## 2017-18 GAME-BY-GAME

Date	Opponent	FG-A	3FG-A	FT-A	O-D-R	PF	A	T	B	S	Pts.	Min.
11/10	at Richmond											
11/14	at Bradley											
11/17	Wesley											
11/20	at UNCG	2-8	2-5	0-0	1-1-2	3	2	0	0	0	6	30
11/21	vs. N. C. Wesleyan	2-10	1-5	1-2	0-5-5	1	4	3	0	2	6	31
11/22	vs. Longwood	8-13	3-6	0-0	0-5-5	2	2	3	1	0	19	35
11/27	Yale											
12/1	at Navy											
12/6	Buffalo											
12/9	Notre Dame											
12/17	at Delaware State											
12/20	CSU Bakersfield											
12/28	Cornell											
12/30	at UNCW											
1/2	at College of Charleston											
1/5	William & Mary											
1/7	UNCW											
1/11	Drexel											
1/13	at James Madison											
1/18	at Hofstra											
1/20	at Northeastern											
1/25	College of Charleston											
1/27	Hofstra											
2/1	Towson											
2/3	at Elon											
2/8	Northeastern											
2/10	at William & Mary											
2/15	at Towson											
2/17	Elon											
2/22	at Drexel											
2/24	James Madison											

### 2017-18

- Led the Blue Hens with a season-high 19 points in the win over Longwood
- Scored six points in his first two collegiate games vs. UNCG and North Carolina Wesleyan
- Suspended for the first three games of the season due to a violation of team rules

### High School

- Named first team Washington Catholic Athletic Conference as a senior
- Helped lead DeMatha Catholic High School to a 32-5 record and a runner-up finish in the conference
- Averaged 9.0 points and ranked second on the team with 51 three-pointers as a junior
- Teammate of Markelle Fultz, the top pick in the 2017 NBA Draft, at DeMatha

## SEASON/CAREER HIGHS

	2017-18	Career
Points	19 vs. Longwood, 11/22	same
Field Goals Made	8 vs. Longwood, 11/22	same
Field Goals Att.	13 vs. Longwood, 11/22	same
3-pt. Field Goals	3 vs. Longwood, 11/22	same
3-pt. Field Goals Att.	6 vs. Longwood, 11/22	same
Free Throws Made	1 vs. Longwood, 11/22	same
Free Throws Att.	2 vs. Longwood, 11/22	same
Rebounds	5, twice	same
Assists	4 vs. N.C. Wesleyan, 11/21	same
Blocks	1 vs. Longwood, 11/22	same
Steals	2 vs. N.C. Wesleyan, 11/21	same
Minutes	35 vs. Longwood, 11/22	same

## CAREER STATISTICS

Year	GP/GS	Min	Avg.	FG-FGA	Pct.	3FG-FGA	Pct.	FT-FTA	Pct.	OR	DR	Tot	Avg.	PF	FO	A	TO	B	S	Pts	Avg.
2017-18	3/0	96	32.0	12-31	.387	6-16	.375	1-2	.500	1	11	12	4.0	6	0	8	6	1	2	31	10.3
Totals	3/0	96	32.0	12-31	.387	6-16	.375	1-2	.500	1	11	12	4.0	6	0	8	6	1	2	31	10.3

# ANTHONY MOSLEY

SENIOR || GUARD || 6-1 || 180 || WILMINGTON, DEL. || SANFORD



# 3

## 2017-18 GAME-BY-GAME

Date	Opponent	FG-A	3FG-A	FT-A	O-D-R	PF	A	T	B	S	Pts.	Min.
11/10	at Richmond	2-4	0-0	6-7	0-2-2	3	5	2	0	2	10	27
11/14	at Bradley	4-8	0-0	5-10	2-3-5	3	2	2	1	2	13	32
11/17	Wesley	3-7	0-0	5-6	1-5-6	5	4	3	0	2	11	30
11/20	at UNCG	5-7	0-0	3-3	0-3-3	4	0	1	0	4	13	21
11/21	vs. N. C. Wesleyan	2-2	0-0	3-6	0-1-1	3	2	2	0	3	7	24
11/22	vs. Longwood	2-5	0-0	3-4	1-2-3	1	3	1	0	1	7	36
11/27	Yale											
12/1	at Navy											
12/6	Buffalo											
12/9	Notre Dame											
12/17	at Delaware State											
12/20	CSU Bakersfield											
12/28	Cornell											
12/30	at UNCW											
1/2	at College of Charleston											
1/5	William & Mary											
1/7	UNCW											
1/11	Drexel											
1/13	at James Madison											
1/18	at Hofstra											
1/20	at Northeastern											
1/25	College of Charleston											
1/27	Hofstra											
2/1	Towson											
2/3	at Elon											
2/8	Northeastern											
2/10	at William & Mary											
2/15	at Towson											
2/17	Elon											
2/22	at Drexel											
2/24	James Madison											

### 2017-18

- Recorded 13 points and tied his career-high with four steals at UNCG
- Scored 10 points and handed out a team-high five assists in the victory at Richmond
- Finished with 13 points, five rebounds, two assists and two steals at Bradley
- Posted 11 points, six rebounds and four assists vs. Wesley

### 2016-17

- Appeared in 33 games while making 29 starts
- Ranked second in the CAA with 1.7 steals, ninth with a 77.7 free throw percentage, and 15th with 2.5 steals
- Led the Blue Hens with 55 steals and 83 assists
- Ranked second on the team with 10.0 points per game
- Reached double figures in 16 games
- Scored a season-high 21 points at Seton Hall
- Added 20 points in the CAA Quarterfinal game vs. UNCW

### 2015-16

- Appeared in 30 games while making 26 starts
- Ranked fourth on the team with 9.7 points and fifth with 4.4 rebounds
- Second on the squad with 67 assists and 21 steals
- Led the Blue Hens with a 45.9 field goal percentage
- Reached double figures in 16 games, including six straight from Dec. 29 through Jan. 14
- Scored a career-high 28 points in the overtime loss at Towson
- Recorded his first career double-double with 16 points and a career-high 11 rebounds vs. JMU

### 2014-15

- Appeared in 26 games while making two starts
- Ranked third on the team with 36 assists while adding 40 points and 18 rebounds on the year
- Made his first career start at Fairleigh Dickinson, dishing out a season-high seven assists while scoring five points in 32 minutes of action
- Scored a season-best seven points and grabbed three rebounds at Cal Poly

## SEASON/CAREER HIGHS

	2017-18	Career
Points	13, twice	28 at Towson, 1/30/16
Field Goals Made	5 at UNCG, 11/20	8, twice
Field Goals Att.	8 at Bradley, 11/14	15 at La Salle, 11/15/16
3-pt. Field Goals	n/a	3 at Northeastern, 1/7/16
3-pt. Field Goals Att.	n/a	4 at Northeastern, 1/7/16
Free Throws Made	6 at Richmond, 11/10	13 at Seton Hall, 12/17/16
Free Throws Att.	10 at Bradley, 11/14	14 at Seton Hall, 12/17/16
Rebounds	6 vs. Wesley, 11/17	11 vs. James Madison, 1/2/16
Assists	5 at Richmond, 11/10	7, twice
Blocks	1 at Bradley, 11/14	2, three times
Steals	4 at UNCG, 11/20	4, six times
Minutes	36 vs. Longwood, 11/22	42 at Towson, 1/30/16

## CAREER STATISTICS

Year	GP/GS	Min	Avg.	FG-FGA	Pct.	3FG-FGA	Pct.	FT-FTA	Pct.	OR	DR	Tot	Avg.	PF	FO	A	TO	B	S	Pts	Avg.
2014-15	26/2	224	8.6	11-37	.297	1-4	.250	17-33	.515	6	12	18	0.7	26	0	36	23	3	11	40	1.5
2015-16	30/26	940	31.3	90-196	.459	14-29	.483	98-140	.700	14	119	133	4.4	87	2	67	63	5	21	292	9.7
2016-17	33/29	979	29.7	112-234	.479	4-18	.222	101-130	.777	21	88	109	3.3	84	3	83	80	15	55	329	10.0
2017-18	6/4	170	28.3	18-33	.545	0-0	---	25-36	.694	4	16	20	3.3	19	1	16	11	1	14	61	10.2
<b>Totals</b>	<b>95/61</b>	<b>2313</b>	<b>24.3</b>	<b>231-500</b>	<b>.462</b>	<b>19-51</b>	<b>.373</b>	<b>241-339</b>	<b>.711</b>	<b>45</b>	<b>235</b>	<b>280</b>	<b>2.9</b>	<b>216</b>	<b>6</b>	<b>202</b>	<b>177</b>	<b>24</b>	<b>101</b>	<b>722</b>	<b>7.6</b>

# DARIAN BRYANT

REDSHIRT JUNIOR || GUARD || 6-4 || 220 || BOWIE, MD. || ST. JOHN'S COLLEGE HS || GEORGE WASHINGTON



# 4

## 2017-18 GAME-BY-GAME

Date	Opponent	FG-A	3FG-A	FT-A	O-D-R	PF	A	T	B	S	Pts.	Min.
11/10	at Richmond	0-1	0-1	2-2	0-0-0	0	2	0	0	1	2	18
11/14	at Bradley	1-3	0-2	0-2	1-2-3	1	2	2	0	0	2	27
11/17	Wesley	2-8	0-3	0-0	1-1-2	0	3	1	0	0	4	24
11/20	at UNCG	1-5	0-3	0-0	0-2-2	2	0	2	0	0	2	25
11/21	vs. N. C. Wesleyan	2-2	1-1	2-4	1-1-2	2	1	1	0	1	7	19
11/22	vs. Longwood	2-7	0-4	0-0	0-2-2	3	1	1	0	1	4	35
11/27	Yale											
12/1	at Navy											
12/6	Buffalo											
12/9	Notre Dame											
12/17	at Delaware State											
12/20	CSU Bakersfield											
12/28	Cornell											
12/30	at UNCW											
1/2	at College of Charleston											
1/5	William & Mary											
1/7	UNCW											
1/11	Drexel											
1/13	at James Madison											
1/18	at Hofstra											
1/20	at Northeastern											
1/25	College of Charleston											
1/27	Hofstra											
2/1	Towson											
2/3	at Elon											
2/8	Northeastern											
2/10	at William & Mary											
2/15	at Towson											
2/17	Elon											
2/22	at Drexel											
2/24	James Madison											

### 2017-18

- Scored two points in the season-opening win over Richmond
- Finished with two points, three rebounds and two assists at Bradley
- Scored four points and handed out three assists vs. Wesley
- Scored a season-high seven points vs. North Carolina Wesleyan

### 2016-17

- Appeared in 32 games while making 18 starts
- Ranked fourth on the team with 7.6 points per game
- Reached double figures in 10 games, including six out of seven contests from Jan. 26 through Feb. 16
- Hit a game-winning three-pointer with 5.5 seconds left in the 58-57 win at James Madison
- Scored a career-high 16 points at Miami (Ohio)

### 2015-16

- Sat out the season as a redshirt after transferring to UD from George Washington

### 2014-15

- Appeared in 32 of 35 games for the Colonials, averaging 1.2 points and 0.8 rebounds
- Scored a season-high seven points vs. UMBC
- Added five points against Grambling, Longwood and UMass

## SEASON/CAREER HIGHS

	2017-18	Career
<b>Points</b>	7 vs. N.C. Wesleyan, 11/21	16 at Miami (Ohio), 11/18/16
<b>Field Goals Made</b>	2, three times	7 vs. Drexel, 2/16/17
<b>Field Goals Att.</b>	8 vs. Wesley, 11/17	13 vs. Elon, 2/9/17
<b>3-pt. Field Goals</b>	1 vs. N.C. Wesleyan, 11/21	2, five times
<b>3-pt. Field Goals Att.</b>	4 vs. N.C. Wesleyan, 11/21	6 vs. Elon, 2/9/17
<b>Free Throws Made</b>	2, twice	7 at Miami (Ohio), 11/18/16
<b>Free Throws Att.</b>	4 vs. N.C. Wesleyan, 11/21	8, twice
<b>Rebounds</b>	3 at Bradley, 11/14	9 at Bradley, 11/13/16
<b>Assists</b>	3 at Wesley, 11/17	5 at Hofstra, 2/2/17
<b>Blocks</b>	n/a	2, twice
<b>Steals</b>	1, three times	2 at Hofstra, 2/2/17
<b>Minutes</b>	35 vs. Longwood, 11/22	39 vs. Hofstra, 3/3/17

## CAREER STATISTICS

Year	GP/GS	Min	Avg.	FG-FGA	Pct.	3FG-FGA	Pct.	FT-FTA	Pct.	OR	DR	Tot	Avg.	PF	FO	A	TO	B	S	Pts	Avg.
2016-17	31/18	880	27.5	93-212	.439	21-61	.344	36-54	.667	15	75	90	2.8	62	1	57	59	7	13	243	7.6
2017-18	6/4	148	24.7	8-26	.308	1-14	.071	4-8	.500	3	8	11	1.8	8	0	9	7	0	3	21	3.5
<b>Totals</b>	<b>37/22</b>	<b>1028</b>	<b>27.8</b>	<b>101-238</b>	<b>.424</b>	<b>22-75</b>	<b>.293</b>	<b>40-62</b>	<b>.645</b>	<b>18</b>	<b>83</b>	<b>101</b>	<b>2.7</b>	<b>70</b>	<b>1</b>	<b>66</b>	<b>66</b>	<b>7</b>	<b>16</b>	<b>264</b>	<b>7.1</b>

# ERIC CARTER

REDSHIRT JUNIOR || FORWARD || 6-9 || 235 || JACKSON, N.J. || JACKSON MEMORIAL



# 5

## 2017-18 GAME-BY-GAME

Date	Opponent	FG-A	3FG-A	FT-A	O-D-R	PF	A	T	B	S	Pts.	Min.
11/10	at Richmond	5-7	0-0	2-4	1-11-12	3	0	3	1	4	12	31
11/14	at Bradley	7-9	0-0	4-5	3-9-12	4	2	1	0	1	18	31
11/17	Wesley	3-4	0-0	4-6	3-5-8	2	4	2	1	1	10	18
11/20	at UNCG	4-6	0-0	3-5	2-2-4	2	1	1	0	2	11	26
11/21	vs. N. C. Wesleyan											DNP - Ankle
11/22	vs. Longwood											DNP - Ankle
11/27	Yale											
12/1	at Navy											
12/6	Buffalo											
12/9	Notre Dame											
12/17	at Delaware State											
12/20	CSU Bakersfield											
12/28	Cornell											
12/30	at UNCW											
1/2	at College of Charleston											
1/5	William & Mary											
1/7	UNCW											
1/11	Drexel											
1/13	at James Madison											
1/18	at Hofstra											
1/20	at Northeastern											
1/25	College of Charleston											
1/27	Hofstra											
2/1	Towson											
2/3	at Elon											
2/8	Northeastern											
2/10	at William & Mary											
2/15	at Towson											
2/17	Elon											
2/22	at Drexel											
2/24	James Madison											

### 2017-18

- Posted a double-double with 12 points and 12 rebounds in the season-opening win at Richmond
- Notched his second straight double-double with game-highs of 18 points and 12 boards at Bradley
- Finished with 10 points, eight rebounds and four assists vs. Wesley
- Missed the last two games with an ankle injury

### 2016-17

- Appeared in all 33 games while making 24 starts
- Ranked second on the team and 16th in the CAA by averaging 5.4 rebounds per game
- Was fifth on the Blue Hens with a 6.6 scoring average
- Scored a career-high 20 points on 9 of 10 shooting from the field at UNCW
- Recorded a career-high 15 rebounds and scored 14 points in the win over Goldey-Beacom
- Notched his second double-double with 19 points and 10 rebounds in the CAA Tournament win over Hofstra

### 2015-16

- Sat out the season as a redshirt after suffering an ACL injury during preseason drills

### 2014-15

- Appeared in 23 games while making three starts
- Averaged 2.5 rebounds and 1.4 points per game
- Ranked fifth among CAA freshmen in rebounding
- Led Delaware with a season-high eight rebounds during the win at Charleston
- Scored a season-high six points while making his first career start against Villanova
- Also scored five points in the home opener vs. Army

## SEASON/CAREER HIGHS

	2017-18	Career
<b>Points</b>	18 at Bradley, 11/14	20 at UNCW, 2/4/17
<b>Field Goals Made</b>	7 at Bradley, 11/14	9 at UNCW, 2/4/17
<b>Field Goals Att.</b>	9 at Bradley, 11/14	12 at Charleston, 2/23/17
<b>3-pt. Field Goals</b>	n/a	n/a
<b>3-pt. Field Goals Att.</b>	n/a	1 vs. Goldey-Beacom, 11/11/16
<b>Free Throws Made</b>	4, twice	9 vs. Northeastern, 1/21/17
<b>Free Throws Att.</b>	6 vs. Wesley, 11/17	11 vs. Northeastern, 1/21/17
<b>Rebounds</b>	12, twice	15 vs. Goldey-Beacom, 11/11/16
<b>Assists</b>	4 vs. Wesley, 11/17	4, four times
<b>Blocks</b>	1, twice	2, four times
<b>Steals</b>	4 at Richmond, 11/10	5 vs. Drexel, 2/16/17
<b>Minutes</b>	31, twice	33, twice

## CAREER STATISTICS

Year	GP/GS	Min	Avg.	FG-FGA	Pct.	3FG-FGA	Pct.	FT-FTA	Pct.	OR	DR	Tot	Avg.	PF	FO	A	TO	B	S	Pts	Avg.
2014-15	23/3	218	9.5	12-34	.353	0-0	---	8-17	.471	29	28	57	2.5	42	0	12	20	8	4	32	1.4
2016-17	30/21	613	20.4	67-139	.482	0-1	.000	48-77	.623	54	104	158	5.3	87	1	42	50	11	9	182	6.1
2017-18	4/4	106	26.5	19-26	.731	0-0	---	13-20	.650	9	27	36	9.0	11	0	7	7	2	8	51	12.8
<b>Totals</b>	<b>57/28</b>	<b>937</b>	<b>16.4</b>	<b>98-199</b>	<b>.492</b>	<b>0-1</b>	<b>.000</b>	<b>69-114</b>	<b>.605</b>	<b>92</b>	<b>159</b>	<b>251</b>	<b>4.4</b>	<b>140</b>	<b>1</b>	<b>61</b>	<b>77</b>	<b>21</b>	<b>21</b>	<b>265</b>	<b>4.6</b>

# CONNOR RUFO

FRESHMAN || GUARD || 6-3 || 190 || HOCESSIN, DEL. || SANFORD



# 10

## 2017-18 GAME-BY-GAME

Date	Opponent	FG-A	3FG-A	FT-A	O-D-R	PF	A	T	B	S	Pts.	Min.
11/10	at Richmond	0-0	0-0	0-0	0-0-0	0	0	0	0	0	0	0+
11/14	at Bradley				DNP - CD							
11/17	Wesley	0-0	0-0	0-0	0-0-0	0	0	0	0	0	0	2
11/20	at UNCG	1-1	0-0	0-0	0-0-0	0	0	0	0	0	2	1
11/21	vs. N. C. Wesleyan	0-1	0-0	0-0	0-0-0	1	0	0	0	0	0	2
11/22	vs. Longwood				DNP - CD							
11/27	Yale											
12/1	at Navy											
12/6	Buffalo											
12/9	Notre Dame											
12/17	at Delaware State											
12/20	CSU Bakersfield											
12/28	Cornell											
12/30	at UNCW											
1/2	at College of Charleston											
1/5	William & Mary											
1/7	UNCW											
1/11	Drexel											
1/13	at James Madison											
1/18	at Hofstra											
1/20	at Northeastern											
1/25	College of Charleston											
1/27	Hofstra											
2/1	Towson											
2/3	at Elon											
2/8	Northeastern											
2/10	at William & Mary											
2/15	at Towson											
2/17	Elon											
2/22	at Drexel											
2/24	James Madison											

### 2017-18

- Saw action vs. Richmond and Wesley
- Scored two points at UNCG
- Missed a field goal attempt vs. North Carolina Wesleyan

### High School

- Named second team All-Delaware Independent School Conference as a senior
- Averaged 10.0 points, four assists and six rebounds per game
- Helped lead Sanford School to four conference championships and to the state title during his senior year
- Named to first Honor Roll during his final three years

## SEASON/CAREER HIGHS

	2017-18	Career
Points	2 at UNCG, 11/20	same
Field Goals Made	1 at UNCG, 11/20	same
Field Goals Att.	1, twice	same
3-pt. Field Goals	n/a	n/a
3-pt. Field Goals Att.	n/a	n/a
Free Throws Made	n/a	n/a
Free Throws Att.	n/a	n/a
Rebounds	n/a	n/a
Assists	n/a	n/a
Blocks	n/a	n/a
Steals	n/a	n/a
Minutes	2, twice	same

## CAREER STATISTICS

Year	GP/GS	Min	Avg.	FG-FGA	Pct.	3FG-FGA	Pct.	FT-FTA	Pct.	OR	DR	Tot	Avg.	PF	FO	A	TO	B	S	Pts	Avg.
2017-18	4/0	5	1.3	1-2	.500	0-0	---	0-0	---	0	0	0	0.0	1	0	0	0	0	0	2	0.5
Totals	2/0	5	1.3	1-2	5.00	0-0	---	0-0	---	0	0	0	0.0	1	0	0	0	0	0	2	0.5

# CHYREE WALKER

FRESHMAN || FORWARD || 6-5 || 195 || FAIRFAX, VA. || BULLIS SCHOOL (MD.)



# 11

## 2017-18 GAME-BY-GAME

Date	Opponent	FG-A	3FG-A	FT-A	O-D-R	PF	A	T	B	S	Pts.	Min.
11/10	at Richmond	3-4	1-1	0-1	1-1-2	3	0	1	0	0	7	18
11/14	at Bradley	0-1	0-0	0-0	0-0-0	3	1	2	0	0	0	10
11/17	Wesley	5-7	0-0	0-0	0-1-1	2	3	0	0	2	10	19
11/20	at UNCG	0-2	0-0	0-0	1-0-1	0	0	1	0	0	0	8
11/21	vs. N. C. Wesleyan	1-8	0-1	0-2	3-1-4	3	0	0	1	0	2	16
11/22	vs. Longwood											
11/27	Yale											
12/1	at Navy											
12/6	Buffalo											
12/9	Notre Dame											
12/17	at Delaware State											
12/20	CSU Bakersfield											
12/28	Cornell											
12/30	at UNCW											
1/2	at College of Charleston											
1/5	William & Mary											
1/7	UNCW											
1/11	Drexel											
1/13	at James Madison											
1/18	at Hofstra											
1/20	at Northeastern											
1/25	College of Charleston											
1/27	Hofstra											
2/1	Towson											
2/3	at Elon											
2/8	Northeastern											
2/10	at William & Mary											
2/15	at Towson											
2/17	Elon											
2/22	at Drexel											
2/24	James Madison											

### 2017-18

- Scored seven points and grabbed two rebounds in the season-opening win at Richmond
- Posted 10 points, three assists and two steals vs. Wesley
- Grabbed a season-high four rebounds against North Carolina Wesleyan

### High School

- Named All-Interstate Athletic Conference during his junior and senior seasons
- Helped lead Bullis School to the conference championship in 2017
- Averaged 10.0 points per game as a sophomore and 14.7 points as a junior

## SEASON/CAREER HIGHS

	2017-18	Career
<b>Points</b>	10 vs. Wesley, 11/17	same
<b>Field Goals Made</b>	5 vs. Wesley, 11/17	same
<b>Field Goals Att.</b>	8 vs. N.C. Wesleyan, 11/21	same
<b>3-pt. Field Goals</b>	1 at Richmond, 11/10	same
<b>3-pt. Field Goals Att.</b>	1, twice	same
<b>Free Throws Made</b>	n/a	n/a
<b>Free Throws Att.</b>	2 vs. N.C. Wesleyan, 11/21	same
<b>Rebounds</b>	4 vs. N.C. Wesleyan, 11/21	same
<b>Assists</b>	3 vs. Wesley, 11/17	same
<b>Blocks</b>	1 vs. N.C. Wesleyan, 11/21	same
<b>Steals</b>	2 vs. Wesley, 11/17	same
<b>Minutes</b>	19 vs. Wesley, 11/17	same

## CAREER STATISTICS

Year	GP/GS	Min	Avg.	FG-FGA	Pct.	3FG-FGA	Pct.	FT-FTA	Pct.	OR	DR	Tot	Avg.	PF	FO	A	TO	B	S	Pts	Avg.
2017-18	5/2	71	14.2	9-22	.409	1-2	.500	0-3	.000	5	3	8	1.6	11	0	4	4	1	2	19	3.8
<b>Totals</b>	<b>5/2</b>	<b>71</b>	<b>14.2</b>	<b>9-22</b>	<b>.409</b>	<b>1-2</b>	<b>.500</b>	<b>0-3</b>	<b>.000</b>	<b>5</b>	<b>3</b>	<b>8</b>	<b>1.6</b>	<b>11</b>	<b>0</b>	<b>4</b>	<b>4</b>	<b>1</b>	<b>2</b>	<b>19</b>	<b>3.8</b>

# CURTIS LOCHNER

JUNIOR || GUARD || 5-10 || 175 || WILLOW GROVE, PA. || ABINGTON



# 15

## 2017-18 GAME-BY-GAME

Date	Opponent	FG-A	3FG-A	FT-A	O-D-R	PF	A	T	B	S	Pts.	Min.
11/10	at Richmond	0-0	0-0	0-0	0-0-0	0	0	0	0	0	0	0+
11/14	at Bradley				DNP - CD							
11/17	Wesley	0-0	0-0	1-2	0-0-0	0	0	1	0	0	1	2
11/20	at UNCG	0-0	0-0	0-0	0-0-0	0	0	0	0	0	0	1
11/21	vs. N. C. Wesleyan	0-0	0-0	0-0	0-0-0	0	0	0	0	0	0	3
11/22	vs. Longwood				DNP - CD							
11/27	Yale											
12/1	at Navy											
12/6	Buffalo											
12/9	Notre Dame											
12/17	at Delaware State											
12/20	CSU Bakersfield											
12/28	Cornell											
12/30	at UNCW											
1/2	at College of Charleston											
1/5	William & Mary											
1/7	UNCW											
1/11	Drexel											
1/13	at James Madison											
1/18	at Hofstra											
1/20	at Northeastern											
1/25	College of Charleston											
1/27	Hofstra											
2/1	Towson											
2/3	at Elon											
2/8	Northeastern											
2/10	at William & Mary											
2/15	at Towson											
2/17	Elon											
2/22	at Drexel											
2/24	James Madison											

### 2016-17

- Played during the final minute of the season-opening win at Richmond
- Hit a free throw vs. Wesley
- Saw action against UNCG and North Carolina Wesleyan

### 2016-17

- Appeared in 10 games as a sophomore
- Hit two free throws and grabbed a rebound at William & Mary
- Handed out an assist at South Florida and Towson
- Connected on his first career three-pointer at Seton Hall
- Scored two points by hitting his first field goal vs. Bryn Athyn
- Missed a three-point attempt while playing four minutes vs. Northern Kentucky
- Named to CAA All-Academic Team
- Selected to CAA Academic Honor Roll

### 2015-16

- Appeared in 14 games as a freshman
- Hit a free throw for his only point of the season and grabbed a rebound at Buffalo
- Also collected a rebound at Villanova
- Handed out an assist vs. James Madison
- Played a season-high seven minutes at Elon

## SEASON/CAREER HIGHS

	2017-18	Career
<b>Points</b>	1 vs. Wesley, 11/17	3 at Seton Hall, 12/17/16
<b>Field Goals Made</b>	n/a	1, twice
<b>Field Goals Att.</b>	n/a	2 vs. Bryn Athyn, 11/27/16
<b>3-pt. Field Goals</b>	n/a	1 at Seton Hall, 12/17/16
<b>3-pt. Field Goals Att.</b>	n/a	1, five times
<b>Free Throws Made</b>	1 vs. Wesley, 11/17	2 at William & Mary, 1/26/17
<b>Free Throws Att.</b>	2 vs. Wesley, 11/17	2, three times
<b>Rebounds</b>	n/a	1, three times
<b>Assists</b>	n/a	1, three times
<b>Blocks</b>	n/a	n/a
<b>Steals</b>	n/a	1 vs. Bradley, 12/1/15
<b>Minutes</b>	3 vs. N.C. Wesleyan, 11/21	7, twice

## CAREER STATISTICS

Year	GP/GS	Min	Avg.	FG-FGA	Pct.	3FG-FGA	Pct.	FT-FTA	Pct.	OR	DR	Tot	Avg.	PF	FO	A	TO	B	S	Pts	Avg.
2015-16	14/0	24	1.7	0-4	.000	0-2	.000	1-2	.500	1	1	2	0.1	2	0	1	0	0	1	1	0.1
2016-17	10/0	31	3.1	2-7	.286	1-4	.250	2-2	1.000	0	1	1	0.1	4	0	2	3	0	1	7	0.7
2017-18	4/0	6	1.5	0-0	---	0-0	---	1-2	.500	0	0	0	0.0	0	0	0	1	0	0	1	0.3
<b>Totals</b>	<b>28/0</b>	<b>61</b>	<b>2.2</b>	<b>2-11</b>	<b>.182</b>	<b>1-6</b>	<b>.167</b>	<b>4-6</b>	<b>.667</b>	<b>1</b>	<b>2</b>	<b>3</b>	<b>0.1</b>	<b>6</b>	<b>0</b>	<b>3</b>	<b>4</b>	<b>0</b>	<b>2</b>	<b>9</b>	<b>0.3</b>



# DERRICK WOODS

REDSHIRT SOPHOMORE || FORWARD || 6-8 || 240 || TRENTON, N.J. || PENNSBURY (PA.) || ST. BONAVENTURE



# 20

## 2017-18 GAME-BY-GAME

Date	Opponent	FG-A	3FG-A	FT-A	O-D-R	PF	A	T	B	S	Pts.	Min.
11/10	at Richmond	2-3	0-0	0-2	0-1-1	3	1	0	0	0	4	8
11/14	at Bradley	1-2	0-0	0-0	1-1-2	1	0	1	1	0	2	11
11/17	Wesley	5-8	0-0	1-2	2-3-5	3	2	0	1	0	11	18
11/20	at UNCG	0-1	0-0	0-0	0-1-1	2	0	2	0	0	0	3
11/21	vs. N. C. Wesleyan	7-8	1-1	4-5	4-6-10	1	1	1	0	0	19	20
11/22	vs. Longwood	4-8	0-1	3-5	1-8-9	4	1	3	0	0	11	31
11/27	Yale											
12/1	at Navy											
12/6	Buffalo											
12/9	Notre Dame											
12/17	at Delaware State											
12/20	CSU Bakersfield											
12/28	Cornell											
12/30	at UNCW											
1/2	at College of Charleston											
1/5	William & Mary											
1/7	UNCW											
1/11	Drexel											
1/13	at James Madison											
1/18	at Hofstra											
1/20	at Northeastern											
1/25	College of Charleston											
1/27	Hofstra											
2/1	Towson											
2/3	at Elon											
2/8	Northeastern											
2/10	at William & Mary											
2/15	at Towson											
2/17	Elon											
2/22	at Drexel											
2/24	James Madison											

### 2017-18

- Scored four points in the season-opening win at Richmond
- Scored 11 points and grabbed five rebounds and dished out two assists vs. Wesley
- Posted career-highs of 19 points and 10 rebounds while making his first career start vs. N.C. Wesleyan
- Added 11 points and a team-leading nine boards against Longwood

### 2016-17

- Sat out the season as a redshirt after transferring to UD from St. Bonaventure over the summer

### 2015-16

- Appeared in 30 games while making 22 starts for the Bonnies
- Led St. Bonaventure to a 22-9 record, a tie for the Atlantic 10 lead with a 14-4 mark, and berth in the NIT
- Averaged 3.5 points and 2.4 rebounds per game
- Shot 56.8 percent from the floor
- Scored a season-high 11 points on 5 of 6 shooting vs. Davidson
- Grabbed a season-best five rebounds in four games

## SEASON/CAREER HIGHS

	2017-18	Career
Points	19 vs. N.C. Wesleyan, 11/21	same
Field Goals Made	7 vs. N.C. Wesleyan, 11/21	same
Field Goals Att.	8, twice	same
3-pt. Field Goals	1 vs. N.C. Wesleyan, 11/21	same
3-pt. Field Goals Att.	1, twice	same
Free Throws Made	4 vs. N.C. Wesleyan, 11/21	same
Free Throws Att.	5, twice	same
Rebounds	10 vs. N.C. Wesleyan, 11/21	same
Assists	2 vs. Wesley, 11/17	same
Blocks	1, twice	same
Steals	n/a	n/a
Minutes	31 vs. Longwood, 11/22	same

## CAREER STATISTICS

Year	GP/GS	Min	Avg.	FG-FGA	Pct.	3FG-FGA	Pct.	FT-FTA	Pct.	OR	DR	Tot	Avg.	PF	FO	A	TO	B	S	Pts	Avg.
2017-18	6/2	91	15.2	19-30	.633	1-2	.500	8-14	.571	8	20	28	4.7	14	0	5	7	2	0	47	7.8
Totals	6/2	91	15.2	19-30	.633	1-2	.500	8-14	.571	8	20	28	4.7	14	0	5	7	2	0	47	7.8

# JACOB CUSHING

SOPHOMORE || FORWARD || 6-8 || 210 || NAPERVILLE, ILL. || NEUQUA VALLEY



# 22

## 2017-18 GAME-BY-GAME

Date	Opponent	FG-A	3FG-A	FT-A	O-D-R	PF	A	T	B	S	Pts.	Min.	
11/10	at Richmond	3-6	2-4	0-0	1-4-5	3	2	1	0	0	8	30	
11/14	at Bradley	0-3	0-1	0-0	0-2-2	2	0	0	0	0	0	11	
11/17	Wesley	2-4	0-2	0-0	0-2-2	4	0	1	0	0	4	15	
11/20	at UNCG	DNP - CD											
11/21	vs. N. C. Wesleyan	3-6	1-3	0-0	2-4-6	0	1	2	0	0	7	17	
11/22	vs. Longwood	1-1	0-0	0-0	0-0-0	0	1	1	0	0	2	7	
11/27	Yale												
12/1	at Navy												
12/6	Buffalo												
12/9	Notre Dame												
12/17	at Delaware State												
12/20	CSU Bakersfield												
12/28	Cornell												
12/30	at UNCW												
1/2	at College of Charleston												
1/5	William & Mary												
1/7	UNCW												
1/11	Drexel												
1/13	at James Madison												
1/18	at Hofstra												
1/20	at Northeastern												
1/25	College of Charleston												
1/27	Hofstra												
2/1	Towson												
2/3	at Elon												
2/8	Northeastern												
2/10	at William & Mary												
2/15	at Towson												
2/17	Elon												
2/22	at Drexel												
2/24	James Madison												

### 2017-18

- Scored eight points and grabbed five rebounds in the season-opening win at Richmond
- Finished with four points and two rebounds vs. Wesley
- Scored seven points against North Carolina Wesleyan

### 2016-17

- Appeared in 27 games while making eight starts
- Averaged 1.8 points and 1.7 rebounds per game
- Scored a career-high 11 points and knocked down three 3-pointers at UNCW
- Scored eight points in the home win over Elon
- Scored five points and grabbed four rebounds vs. Drexel
- Finished with five points and added five rebounds vs. Hofstra

### High School

- Second team Naperville Sun All-City selection as a senior
- Unanimous All-DuPage Valley Conference pick during senior year
- Averaged 14.0 points and 7.0 rebounds while shooting 48 percent
- Also earned All-Conference honors during junior year, when he led Neuqua Valley to a 29-5 record and the regional and conference championship

## SEASON/CAREER HIGHS

	2017-18	Career
<b>Points</b>	8 at Richmond, 11/10	11 at UNCW, 2/4/17
<b>Field Goals Made</b>	3, twice	4 at UNCW, 2/4/17
<b>Field Goals Att.</b>	6, twice	9 at UNCW, 2/4/17
<b>3-pt. Field Goals</b>	2 at Richmond, 11/10	3 at UNCW, 2/4/17
<b>3-pt. Field Goals Att.</b>	4 at Richmond, 11/10	5 at UNCW, 2/4/17
<b>Free Throws Made</b>	n/a	2 at Elon, 2/25/17
<b>Free Throws Att.</b>	n/a	2, seven times
<b>Rebounds</b>	6 vs. N.C. Wesleyan, 11/21	7 vs. Bryn Athyn, 11/27/17
<b>Assists</b>	2 at Richmond, 11/10	same
<b>Blocks</b>	n/a	1, three times
<b>Steals</b>	n/a	1 at Northeastern, 1/5/17
<b>Minutes</b>	30 at Richmond, 11/10	same

## CAREER STATISTICS

Year	GP/GS	Min	Avg.	FG-FGA	Pct.	3FG-FGA	Pct.	FT-FTA	Pct.	OR	DR	Tot	Avg.	PF	FO	A	TO	B	S	Pts	Avg.
2016-17	27/8	314	11.6	17-64	.266	7-35	.200	7-14	.500	7	40	47	1.7	27	0	5	8	3	1	48	1.8
2017-18	5/2	80	16.0	9-20	.450	3-10	.300	0-0	---	3	12	15	3.0	9	0	4	5	0	0	21	4.2
<b>Totals</b>	<b>32/10</b>	<b>394</b>	<b>12.3</b>	<b>26-84</b>	<b>.310</b>	<b>10-45</b>	<b>.222</b>	<b>7-14</b>	<b>.500</b>	<b>10</b>	<b>52</b>	<b>62</b>	<b>1.9</b>	<b>36</b>	<b>0</b>	<b>9</b>	<b>13</b>	<b>3</b>	<b>1</b>	<b>69</b>	<b>2.2</b>

# SKYE JOHNSON

SENIOR || FORWARD || 6-8 || 250 || DUMFRIES, VA. || VIRGINIA EPISCOPAL SCHOOL



# 25

## 2017-18 GAME-BY-GAME

Date	Opponent	FG-A	3FG-A	FT-A	O-D-R	PF	A	T	B	S	Pts.	Min.
11/10	at Richmond				DNP - CD							
11/14	at Bradley				DNP - CD							
11/17	Wesley	4-5	0-0	2-4	1-1-2	1	0	0	0	0	10	9
11/20	at UNCG	0-0	0-0	0-1	0-1-1	1	0	0	0	0	0	8
11/21	vs. N. C. Wesleyan	3-4	0-0	1-2	2-4-6	2	1	1	1	1	7	14
11/22	vs. Longwood	2-3	0-0	0-0	1-2-3	0	1	1	1	0	4	9
11/27	Yale											
12/1	at Navy											
12/6	Buffalo											
12/9	Notre Dame											
12/17	at Delaware State											
12/20	CSU Bakersfield											
12/28	Cornell											
12/30	at UNCW											
1/2	at College of Charleston											
1/5	William & Mary											
1/7	UNCW											
1/11	Drexel											
1/13	at James Madison											
1/18	at Hofstra											
1/20	at Northeastern											
1/25	College of Charleston											
1/27	Hofstra											
2/1	Towson											
2/3	at Elon											
2/8	Northeastern											
2/10	at William & Mary											
2/15	at Towson											
2/17	Elon											
2/22	at Drexel											
2/24	James Madison											

### 2017-18

- Scored 10 points on 4 of 5 shooting and grabbed two rebounds vs. Wesley
- Scored seven points and grabbed a season-high six rebounds against North Carolina Wesleyan
- Finished with four points and three boards in the win over Longwood

### 2016-17

- Appeared in 26 games, averaging 3.3 points and 2.2 rebounds
- Scored a season-high 14 points by hitting all seven of his field goal attempts against Bryn Athyn
- Scored 12 points on 5 of 6 shooting from the floor at Northeastern
- Posted eight points, six rebounds and a career-high three blocked shots at Towson

### 2015-16

- Appeared in 17 games while starting three (suffered a concussion/skull fracture vs. Hofstra and missed the next 13 games)
- Averaged 3.6 points and 3.4 rebounds
- Scored a career-high 15 points on 7 of 8 shooting during the CAA Tournament game vs. Charleston
- Scored 10 points and grabbed five rebounds in his first career start at Iona
- Grabbed a career-high eight rebounds vs. Bradley and Boston College

### 2014-15

- Appeared in 19 games as a freshman, averaging 7.1 minutes per contest
- Totaled 23 points and 27 rebounds during the year
- Scored a season-high five points while adding three rebounds vs. Army
- Contributed four points and a season-best four rebounds at Villanova
- Also had four points in the CAA opener vs. Northeastern

## SEASON/CAREER HIGHS

	2017-18	Career
<b>Points</b>	10 vs. Wesley, 11/17	15 vs. Charleston, 3/4/16
<b>Field Goals Made</b>	4 vs. Wesley, 11/17	7, twice
<b>Field Goals Att.</b>	5 vs. Wesley, 11/17	10 at Towson, 1/12/17
<b>3-pt. Field Goals</b>	n/a	n/a
<b>3-pt. Field Goals Att.</b>	n/a	n/a
<b>Free Throws Made</b>	2 vs. Wesley, 11/17	6 at Iona, 11/20/15
<b>Free Throws Att.</b>	4 vs. Wesley, 11/17	6, twice
<b>Rebounds</b>	2 vs. Wesley, 11/17	8, twice
<b>Assists</b>	1, twice	2, four times
<b>Blocks</b>	1, twice	3 at Towson, 1/12/17
<b>Steals</b>	1 vs. N.C. Wesleyan, 11/21	2 at Miami (Ohio), 11/18/17
<b>Minutes</b>	14 vs. N.C. Wesleyan, 11/21	25, twice

## CAREER STATISTICS

Year	GP/GS	Min	Avg.	FG-FGA	Pct.	3FG-FGA	Pct.	FT-FTA	Pct.	OR	DR	Tot	Avg.	PF	FO	A	TO	B	S	Pts	Avg.
2014-15	19/0	134	7.1	8-19	.421	0-0	---	7-13	.538	10	17	27	1.4	14	0	7	9	5	4	23	1.2
2015-16	17/3	264	15.5	21-44	.477	0-0	---	20-32	.625	24	33	57	3.4	37	1	4	26	7	7	62	3.6
2016-17	26/0	258	9.9	38-67	.567	0-0	---	9-19	.474	25	31	56	2.2	44	1	7	31	7	10	85	3.3
2017-18	4/0	40	10.0	9-12	.750	0-0	---	3-7	.429	4	8	12	3.0	4	0	2	2	2	1	21	5.3
<b>Totals</b>	<b>66/3</b>	<b>696</b>	<b>10.5</b>	<b>76-142</b>	<b>.535</b>	<b>0-0</b>	<b>---</b>	<b>39-71</b>	<b>.549</b>	<b>63</b>	<b>89</b>	<b>152</b>	<b>2.3</b>	<b>99</b>	<b>2</b>	<b>20</b>	<b>68</b>	<b>21</b>	<b>22</b>	<b>191</b>	<b>2.9</b>

# COLLIN GOSS

JUNIOR || FORWARD || 6-11 || 225 || MANASSAS, VA. || ST. STEPHENS & ST. AGNES || GEORGE WASHINGTON



# 33

## 2017-18 GAME-BY-GAME

Date	Opponent	FG-A	3FG-A	FT-A	O-D-R	PF	A	T	B	S	Pts.	Min.
11/10	at Richmond										DNP - Transfer	
11/14	at Bradley										DNP - Transfer	
11/17	Wesley										DNP - Transfer	
11/20	at UNCG										DNP - Transfer	
11/21	vs. N. C. Wesleyan										DNP - Transfer	
11/22	vs. Longwood										DNP - Transfer	
11/27	Yale										DNP - Transfer	
12/1	at Navy											
12/6	Buffalo											
12/9	Notre Dame											
12/17	at Delaware State											
12/20	CSU Bakersfield											
12/28	Cornell											
12/30	at UNCW											
1/2	at College of Charleston											
1/5	William & Mary											
1/7	UNCW											
1/11	Drexel											
1/13	at James Madison											
1/18	at Hofstra											
1/20	at Northeastern											
1/25	College of Charleston											
1/27	Hofstra											
2/1	Towson											
2/3	at Elon											
2/8	Northeastern											
2/10	at William & Mary											
2/15	at Towson											
2/17	Elon											
2/22	at Drexel											
2/24	James Madison											

### 2017-18

- Sitting out this season after transferring to Delaware from George Washington over the summer

### 2016-17

- Appeared in 13 games for the Colonials
- Registered a game- and career-high two blocks in 13 minutes vs. Howard
- Played a career-high 19 minutes vs. FSU
- Tallied a career-high five points in 11 minutes vs. Harvard
- Made his season debut vs. Siena, coming off the bench to register four points on 2-of-2 shooting

### 2015-16

- Appeared in 18 games for George Washington
- Made his collegiate debut on Nov. 24 vs. Gardner-Webb
- Grabbed a season-high four rebounds vs. Rutgers


2017-18 University of Delaware Men's Basketball | Game 7 | November 27 vs. Yale

	PTS	FG	FG%	3FG	3FG%	FT	FT%	O-D-REB	PF	A	T	B	S
Delaware	76	26-46	56.5	5-15	33.3	19-29	65.5	5-25-30	18	15	11	2	9
Richmond	63	21-50	42.0	4-21	19.0	17-22	77.3	7-19-26	22	9	15	3	8
Delaware	53	19-48	39.6	2-14	14.3	13-23	56.5	11-27-38	22	11	15	3	5
Bradley	61	20-60	33.3	6-14	42.9	15-26	57.7	19-23-42	20	11	9	5	8
Wesley	78	25-55	45.5	7-17	41.2	21-28	75.0	6-21-27	18	11	11	0	7
Delaware	93	38-67	56.7	1-12	8.3	16-26	61.5	16-28-44	21	24	12	4	7
Delaware	66	24-53	45.3	6-17	35.3	12-15	80.0	8-19-27	19	4	11	1	10
UNCG	79	25-53	47.2	14-27	51.9	15-18	83.3	9-23-32	14	15	13	7	7
Delaware	88	32-62	51.6	9-19	47.4	15-29	51.7	16-28-44	17	14	14	2	11
North Carolina Wesleyan	70	26-63	41.3	8-23	34.8	10-16	62.5	14-20-34	21	15	18	1	8
Delaware	65	24-53	45.3	3-16	18.8	14-17	82.4	5-32-37	14	13	11	3	4
Longwood	57	22-56	39.3	7-20	35.0	6-10	60.0	4-26-30	15	9	9	3	6
Yale													
Delaware													
Delaware													
Navy													
Buffalo													
Delaware													
Notre Dame													
Delaware													
Delaware State													
CSU Bakersfield													
Delaware													
Cornell													
Delaware													
UNCW													
Delaware													
Charleston													
William & Mary													
Delaware													
UNCW													
Delaware													
Drexel													
Delaware													
James Madison													
Delaware													
Hofstra													
Delaware													
Northeastern													
Charleston													
Delaware													
Hofstra													
Delaware													
Towson													
Delaware													
Elon													
Delaware													
Northeastern													
Delaware													
William & Mary													
Delaware													
Towson													
Elon													
Delaware													
Drexel													
Delaware													
James Madison													
Delaware													

2017-18 University of Delaware Men's Basketball TV/Radio Chart



**0**  
**Ryan Daly**  
Sophomore  
6-5 | Guard  
Ardmore, Pa.  
Archbishop Carroll



**1**  
**Kevin Anderson**  
Freshman  
6-5 | G  
Williamsport, Pa.  
St. John Neumann



**2**  
**Ryan Allen**  
Freshman  
6-2 | Guard  
Bowie, Md.  
DeMatha Catholic




**3**  
**Anthony Mosley**  
Senior  
6-1 | Guard  
Wilmington, Del.  
Sanford



**4**  
**Darian Bryant**  
Junior (R)  
6-4 | Guard  
Bowie, Md.  
St. John's College HS



**5**  
**Eric Carter**  
Junior (R)  
6-9 | Forward  
Jackson, N.J.  
Jackson Memorial



**10**  
**Connor Rufo**  
Freshman  
6-3 | Guard  
Hockessin, Del.  
Sanford



**11**  
**Chyree Walker**  
Freshman  
6-5 | F  
Fairfax, Va.  
Bullis School (Md.)



**15**  
**Curtis Lochner**  
Junior  
5-10 | Guard  
Willow Grove, Pa.  
Abington



**20**  
**Derrick Woods**  
Sophomore (R)  
6-8 | Forward  
Trenton, N.J.  
Pennsbury



**22**  
**Jacob Cushing**  
Junior  
6-8 | Forward  
Naperville, Ill.  
Neuqua Valley



**25**  
**Skye Johnson**  
Senior  
5-8 | Forward  
Dumfries, Va.  
Virginia Episcopal School



**33**  
**Collin Goss**  
Junior  
6-11 | Forward  
Manassas, Va.  
St. Stephens & St. Agnes



**Martin Ingelsby**  
Head Coach  
2nd Season  
Notre Dame '01  
17-22



**Bill Phillips**  
Assistant Coach  
2nd Season  
Saint Joseph's '01



**Corey McCrae**  
Assistant Coach  
2nd Season  
Fordham '06



**Torrian Jones**  
Assistant Coach  
2nd Season  
Notre Dame '04



**Pat Rogers**  
Director of Operations  
2nd Season  
Notre Dame '10



**Danny O'Connor**  
Coordinator of Player  
Development/Videography  
2nd Season  
Indiana '16

**2017-18 Delaware Men's Basketball**  
**Delaware Combined Team Statistics (as of Nov 22, 2017)**  
**All games**

<b>RECORD:</b>	<b>OVERALL</b>	<b>HOME</b>	<b>AWAY</b>	<b>NEUTRAL</b>
ALL GAMES	4-2	1-0	1-2	2-0
CONFERENCE	0-0	0-0	0-0	0-0
NON-CONFERENCE	4-2	1-0	1-2	2-0

##	Player	gp-gs	min	avg	Total		3-Point		F-Throw		Rebounds				pf	dq	a	to	blk	stl	pts	avg		
					fg-fga	fg%	3fg-fga	3fg%	ft-fa	ft%	off	def	tot	avg										
00	Daly, Ryan	6-6	206	34.3	35-75	.467	6-25	.240	19-27	.704	13	19	32	5.3	10	0	12	11	1	7	95	15.8		
05	Carter, Eric	4-4	106	26.5	19-26	.731	0-0	.000	13-20	.650	9	27	36	9.0	11	0	7	7	2	8	51	12.8		
01	Anderson, Kevin	6-6	181	30.2	24-52	.462	8-24	.333	15-20	.750	3	24	27	4.5	18	0	14	9	5	9	71	11.8		
02	Allen, Ryan	3-0	96	32.0	12-31	.387	6-16	.375	1-2	.500	1	11	12	4.0	6	0	8	6	1	2	31	10.3		
03	Mosley, Anthony	6-4	170	28.3	18-33	.545	0-0	.000	25-36	.694	4	16	20	3.3	19	1	16	11	1	14	61	10.2		
20	Woods, Derrick	6-2	91	15.2	19-30	.633	1-2	.500	8-14	.571	8	20	28	4.7	14	0	5	7	2	0	47	7.8		
25	Johnson, Skye	4-0	40	10.0	9-12	.750	0-0	.000	3-7	.429	4	8	12	3.0	4	0	2	2	2	1	21	5.3		
22	Cushing, Jacob	5-2	80	16.0	9-20	.450	3-10	.300	0-0	.000	3	12	15	3.0	9	0	4	5	0	0	21	4.2		
11	Walker, Chyree	5-2	71	14.2	9-22	.409	1-2	.500	0-3	.000	5	3	8	1.6	11	0	4	4	1	2	19	3.8		
04	Bryant, Darian	6-4	148	24.7	8-26	.308	1-14	.071	4-8	.500	3	8	11	1.8	8	0	9	7	0	3	21	3.5		
10	Rufo, Connor	4-0	5	1.3	1-2	.500	0-0	.000	0-0	.000	0	0	0	0.0	1	0	0	0	0	0	2	0.5		
15	Lochner, Curtis	4-0	6	1.5	0-0	.000	0-0	.000	1-2	.500	0	0	0	0.0	0	0	0	1	0	0	1	0.3		
Team											8	11	19					4						
Total.....		6	1200		163-329	.495	26-93	.280	89-139	.640	61	159	220	36.7	111	1	81	74	15	46	441	73.5		
Opponents.....		6	1200		139-337	.412	46-122	.377	84-120	.700	59	132	191	31.8	110	-	70	75	19	44	408	68.0		

<b>TEAM STATISTICS</b>	<b>DELAWARE</b>	<b>OPP</b>	<b>Date</b>	<b>Opponent</b>	<b>Score</b>	<b>Att.</b>
SCORING	441	408	11/10/17	at Richmond	w 76-63	7201
Points per game	73.5	68.0	11/14/17	at Bradley	L 53-61	4556
Scoring margin	+5.5	-	! 11/17/17	WESLEY	w 93-78	2280
FIELD GOALS-ATT	163-329	139-337	! 11/20/17	at UNCG	L 66-79	2249
Field goal pct	.495	.412	! 11/21/17	vs N.C. Wesleyan	w 88-70	1635
3 POINT FG-ATT	26-93	46-122	! 11/22/17	vs Longwood	w 65-57	93
3-point FG pct	.280	.377	* = CAA game			
3-pt FG made per game	4.3	7.7	! = UNC Greensboro Tourn.			
FREE THROWS-ATT	89-139	84-120				
Free throw pct	.640	.700				
F-Throws made per game	14.8	14.0				
REBOUNDS	220	191				
Rebounds per game	36.7	31.8				
Rebounding margin	+4.8	-				
ASSISTS	81	70				
Assists per game	13.5	11.7				
TURNOVERS	74	75				
Turnovers per game	12.3	12.5				
Turnover margin	+0.2	-				
Assist/turnover ratio	1.1	0.9				
STEALS	46	44				
Steals per game	7.7	7.3				
BLOCKS	15	19				
Blocks per game	2.5	3.2				
ATTENDANCE	2280	15734				
Home games-Avg/Game	1-2280	3-4669				
Neutral site-Avg/Game	-	2-864				

<b>Score by Periods</b>	<b>1st</b>	<b>2nd</b>	<b>Totals</b>
Delaware	247	194	441
Opponents	181	227	408

**2017-18 Delaware Men's Basketball**  
**Delaware Team Game-by-Game (as of Nov 22, 2017)**  
**All games**

**TEAM STATISTICS**

Opponent	Date	Score		Total		3-Pointers		Free throws		Rebounds										
				fg-fga	pct	3fg-fga	pct	ft-fta	pct	off	def	tot	avg	pf	a	t/o	blk	stl	pts	avg
at Richmond	11/10/17	76-63	W	26-46	.565	5-15	.333	19-29	.655	5	25	30	30.0	18	15	11	2	9	76	76.0
at Bradley	11/14/17	53-61	L	19-48	.396	2-14	.143	13-23	.565	11	27	38	34.0	22	11	15	3	5	53	64.5
WESLEY	11/17/17	93-78	W	38-67	.567	1-12	.083	16-26	.615	16	28	44	37.3	21	24	12	4	7	93	74.0
at UNCG	11/20/17	66-79	L	24-53	.453	6-17	.353	12-15	.800	8	19	27	34.8	19	4	11	1	10	66	72.0
vs N.C. Wesleyan	11/21/17	88-70	W	32-62	.516	9-19	.474	15-29	.517	16	28	44	36.6	17	14	14	2	11	88	75.2
vs Longwood	11/22/17	65-57	W	24-53	.453	3-16	.188	14-17	.824	5	32	37	36.7	14	13	11	3	4	65	73.5
Delaware		441		163-329	.495	26-93	.280	89-139	.640	61	159	220	36.7	111	81	74	15	46	441	73.5
Opponents		408		139-337	.412	46-122	.377	84-120	.700	59	132	191	31.8	110	70	75	19	44	408	68.0

Games played: 6  
Points/game: 73.5  
FG Pct: 49.5  
3FG Pct: 28.0  
FT Pct: 64.0

Rebounds/game: 36.7  
Assists/game: 13.5  
Turnovers/game: 12.3  
Assist/turnover ratio: 1.1  
Steals/game: 7.7  
Blocks/game: 2.5



**2017-18 Delaware Men's Basketball**  
**Delaware Opponent Game-by-Game (as of Nov 22, 2017)**  
**All games**

**OPPONENT STATISTICS**

Opponent	Date	Score		Total		3-Pointers		Free throws		Rebounds										
				fg-fga	pct	3fg-fga	pct	ft-fta	pct	off	def	tot	avg	pf	a	t/o	blk	stl	pts	avg
at Richmond	11/10/17	76-63	W	21-50	.420	4-21	.190	17-22	.773	7	19	26	26.0	22	9	15	3	8	63	63.0
at Bradley	11/14/17	53-61	L	20-60	.333	6-14	.429	15-26	.577	19	23	42	34.0	20	11	9	5	8	61	62.0
WESLEY	11/17/17	93-78	W	25-55	.455	7-17	.412	21-28	.750	6	21	27	31.7	18	11	11	0	7	78	67.3
at UNCG	11/20/17	66-79	L	25-53	.472	14-27	.519	15-18	.833	9	23	32	31.8	14	15	13	7	7	79	70.2
vs N.C. Wesleyan	11/21/17	88-70	W	26-63	.413	8-23	.348	10-16	.625	14	20	34	32.2	21	15	18	1	8	70	70.2
vs Longwood	11/22/17	65-57	W	22-56	.393	7-20	.350	6-10	.600	4	26	30	31.8	15	9	9	3	6	57	68.0
Opponents		408		139-337	.412	46-122	.377	84-120	.700	59	132	191	31.8	110	70	75	19	44	408	68.0
Delaware		441		163-329	.495	26-93	.280	89-139	.640	61	159	220	36.7	111	81	74	15	46	441	73.5

Games played: 6  
Points/game: 68.0  
FG Pct: 41.2  
3FG Pct: 37.7  
FT Pct: 70.0

Rebounds/game: 31.8  
Assists/game: 11.7  
Turnovers/game: 12.5  
Assist/turnover ratio: 0.9  
Steals/game: 7.3  
Blocks/game: 3.2

**2017-18 Delaware Men's Basketball**  
**Delaware Points-Rebounds-Assists (as of Nov 22, 2017)**  
**All games**

Opponent	Date	Score		00	01	02	03	04	05	10
				DALY,RYAN	ANDERSON,K	ALLEN,RYAN	MOSLEY,ANT	BRYANT,DAR	CARTER,ERI	RUFO,CONNO
at Richmond	11/10/17	76-63	w	22-4-2	11-4-3	DNP	10-2-5	2-0-2	12-12-0	0-0-0
at Bradley	11/14/17	53-61	L	3-3-2	15-8-2	DNP	13-5-2	2-3-2	18-12-2	DNP
WESLEY	11/17/17	93-78	w	23-9-2	9-6-6	DNP	11-6-4	4-2-3	10-8-4	0-0-0
at UNCG	11/20/17	66-79	L	15-6-1	17-5-0	6-2-2	13-3-0	2-2-0	11-4-1	2-0-0
vs N.C. Wesleyan	11/21/17	88-70	w	16-6-2	17-2-2	6-5-4	7-1-2	7-2-1	DNP	0-0-0
vs Longwood	11/22/17	65-57	w	16-4-3	2-2-1	19-5-2	7-3-3	4-2-1	DNP	DNP

Opponent	Date	Score		11	15	20	22	25
				WALKER,CHY	LOCHNER,CU	WOODS,DERR	CUSHING,JA	JOHNSON,SK
at Richmond	11/10/17	76-63	w	7-2-0	0-0-0	4-1-1	8-5-2	DNP
at Bradley	11/14/17	53-61	L	0-0-1	DNP	2-2-0	0-2-0	DNP
WESLEY	11/17/17	93-78	w	10-1-3	1-0-0	11-5-2	4-2-0	10-2-0
at UNCG	11/20/17	66-79	L	0-1-0	0-0-0	0-1-0	DNP	0-1-0
vs N.C. Wesleyan	11/21/17	88-70	w	2-4-0	0-0-0	19-10-1	7-6-1	7-6-1
vs Longwood	11/22/17	65-57	w	DNP	DNP	11-9-1	2-0-1	4-3-1

**Official Basketball Box Score -- Game Totals -- Final Statistics**  
**Delaware vs Richmond**  
 11/10/17 7:00 p.m. at Richmond, Va. (Robins Center)

**Delaware 76 • 1-0**

#	Player	Total		3-Ptr		Rebounds			PF	TP	A	TO	Blk	Stl	Min
		FG-FGA	FT-FTA	FG-FGA	FT-FTA	Off	Def	Tot							
05	Carter, Eric	5-7	0-0	2-4	1	11	12	3	12	0	3	1	4	31	
11	Walker, Chyree	3-4	1-1	0-1	1	1	2	3	7	0	1	0	0	18	
22	Cushing, Jacob	3-6	2-4	0-0	1	4	5	3	8	2	1	0	0	30	
00	Daly, Ryan	9-14	1-4	3-5	2	2	4	1	22	2	3	0	0	37	
01	Anderson, Kevin	2-7	1-5	6-8	0	4	4	2	11	3	0	1	2	31	
03	Mosley, Anthony	2-4	0-0	6-7	0	2	3	10	5	2	0	0	2	27	
04	Bryant, Darian	0-1	0-1	2-2	0	0	0	0	2	2	0	0	1	18	
10	Rufu, Connor	0-0	0-0	0-0	0	0	0	0	0	0	0	0	0	0+	
15	Lochner, Curtis	0-0	0-0	0-0	0	0	0	0	0	0	0	0	0	0+	
20	Woods, Derrick	2-3	0-0	0-2	0	1	1	3	4	1	0	0	0	8	
Team															
Totals		26-46	5-15	19-29	5	25	30	18	76	15	11	2	9	200	

FG % 1st Half: 21-28 75.0% 2nd half: 5-18 27.8% Game: 26-46 56.5%  
 3FG % 1st Half: 4-8 50.0% 2nd half: 1-7 14.3% Game: 5-15 33.3%  
 FT % 1st Half: 3-3 100.0 2nd half: 16-26 61.5% Game: 19-29 65.5%

**Richmond 63 • 0-1**

#	Player	Total		3-Ptr		Rebounds			PF	TP	A	TO	Blk	Stl	Min
		FG-FGA	FT-FTA	FG-FGA	FT-FTA	Off	Def	Tot							
13	STANSBURY, Solly	1-3	0-2	0-0	1	2	3	2	0	1	1	2	19		
33	GOLDEN, Grant	2-7	0-3	2-2	1	5	6	4	6	1	2	2	33		
00	GILYARD, Jacob	6-9	2-5	3-3	1	2	3	4	17	4	4	0	37		
05	SHEROD, Nick	5-15	0-5	3-5	0	2	2	0	13	1	1	0	35		
11	BUCKINGHAM, De'Mont	4-9	2-4	8-10	1	5	6	3	18	3	4	0	34		
01	KIRBY, Joe	2-3	0-1	0-0	0	1	1	3	4	0	1	0	19		
04	CAVO, Nathan	0-0	0-0	0-0	0	0	0	0	0	0	1	0	4		
25	MADRID-ANDREWS, J	0-0	0-0	0-0	0	0	0	0	0	0	0	0	1		
32	JOHNSON, Julius	0-3	0-1	0-0	1	2	3	4	0	0	1	0	13		
44	FRIENDSHUH, Paul	1-1	0-0	1-2	0	0	0	1	3	0	0	0	5		
Team															
Totals		21-50	4-21	17-22	7	19	26	22	63	9	15	3	8	200	

FG % 1st Half: 4-20 20.0% 2nd half: 17-30 56.7% Game: 21-50 42.0%  
 3FG % 1st Half: 1-11 9.1% 2nd half: 3-10 30.0% Game: 4-21 19.0%  
 FT % 1st Half: 11-12 91.7% 2nd half: 6-10 60.0% Game: 17-22 77.3%

Officials: Andrew Marotta, Jason Page, Scott Bennett  
 Technical fouls: Delaware-Daly, Ryan, Richmond-GOLDEN, Grant.  
 Attendance: 7201

Score by periods	1st	2nd	Total
Delaware	49	27	76
Richmond	20	43	63

Last FG - DELAWARE 2nd-00:35, RICHMOND 2nd-00:00.  
 Largest lead - DELAWARE by 33 1st-03:05, RICHMOND None.  
 DELAWARE led for 38:35. RICHMOND led for 00:00. Game was tied for 01:25.

**Game #1: Delaware exploded for a 29-2 run in the first half and led by as many as 33 points at 45-12... The Blue Hens took a 49-20 halftime advantage and led by at least nine points in the second half...UD posted its first road win over an Atlantic 10 opponent since 2006.**

**Official Basketball Box Score -- Game Totals -- Final Statistics**  
**Delaware vs Bradley**  
 11/14/17 7:02 p.m. at Peoria, Ill. (Carver Arena)

**Delaware 53 • 1-1**

#	Player	Total		3-Ptr		Rebounds			PF	TP	A	TO	Blk	Stl	Min
		FG-FGA	FT-FTA	FG-FGA	FT-FTA	Off	Def	Tot							
05	Carter, Eric	7-9	0-0	4-5	3	9	12	4	18	2	1	0	1	31	
11	Walker, Chyree	0-1	0-0	0-0	0	0	0	3	0	0	1	2	0	10	
22	Cushing, Jacob	0-3	0-1	0-0	0	2	2	2	2	0	0	0	0	11	
00	Daly, Ryan	1-11	0-5	1-2	1	2	3	4	3	2	3	0	1	39	
01	Anderson, Kevin	5-11	2-6	3-4	1	7	8	4	15	2	2	1	1	39	
03	Mosley, Anthony	4-8	0-0	5-10	2	3	5	3	13	2	2	1	2	32	
04	Bryant, Darian	1-3	0-2	0-2	1	2	3	1	2	2	2	0	0	27	
20	Woods, Derrick	1-2	0-0	0-0	1	1	2	1	2	0	1	1	0	11	
Team															
Totals		19-48	2-14	13-23	11	27	38	22	53	11	15	3	5	200	

FG % 1st Half: 11-22 50.0% 2nd half: 8-26 30.8% Game: 19-48 39.6%  
 3FG % 1st Half: 1-5 20.0% 2nd half: 1-9 11.1% Game: 2-14 14.3%  
 FT % 1st Half: 4-9 44.4% 2nd half: 9-14 64.3% Game: 13-23 56.5%

**Bradley 61 • 2-0**

#	Player	Total		3-Ptr		Rebounds			PF	TP	A	TO	Blk	Stl	Min
		FG-FGA	FT-FTA	FG-FGA	FT-FTA	Off	Def	Tot							
01	Thomas, Donte	3-11	0-1	1-2	5	5	10	4	7	1	1	2	2	25	
12	Bar, Koch	4-7	0-0	2-3	5	1	6	2	10	1	1	1	2	21	
05	Brown, Darrell	3-13	2-3	3-6	1	2	3	3	11	3	3	0	0	34	
23	Lautier-Ogunleye, D.	0-0	0-0	2-5	3	2	5	2	2	3	1	0	0	23	
35	Hodgson, Jayden	0-2	0-1	0-0	0	1	1	0	0	0	1	0	2	20	
10	Childs, Elijah	1-5	0-0	2-2	0	5	5	1	4	1	0	1	0	14	
13	van Bree, Luuk	5-10	3-4	2-2	1	2	3	2	15	0	0	1	1	20	
24	McGlaston, JoJo	2-6	0-1	2-4	2	4	6	1	6	1	2	0	1	20	
25	Kennell, Nate	2-6	1-4	1-2	0	1	1	4	6	1	0	0	0	23	
Team															
Totals		20-60	6-14	15-26	19	23	42	20	61	11	9	5	8	200	

FG % 1st Half: 11-35 31.4% 2nd half: 9-25 36.0% Game: 20-60 33.3%  
 3FG % 1st Half: 3-6 50.0% 2nd half: 3-8 37.5% Game: 6-14 42.9%  
 FT % 1st Half: 6-9 66.7% 2nd half: 9-17 52.9% Game: 15-26 57.7%

Officials: Gerry Pollard, Brad Ferrie, Eric Lowe  
 Technical fouls: Delaware-None. Bradley-None.  
 Attendance: 4556

Score by periods	1st	2nd	Total
Delaware	27	26	53
Bradley	31	30	61

Last FG - DELAWARE 2nd-00:15, BRAD 2nd-03:06.  
 Largest lead - DELAWARE by 9 1st-13:15, BRAD by 10 2nd-00:19.  
 DELAWARE led for 11:02. BRAD led for 25:38. Game was tied for 03:19.

**Game #2: Delaware led 15-6 early, but Bradley used a 16-2 run to take the lead...The Braves were up 48-47 with 4:54 left, but scored the next seven points to take control...Eric Carter posted game-highs of 18 points and 12 rebounds to notch his second consecutive double-double.**

**Official Basketball Box Score -- Game Totals -- Final Statistics**  
**Wesley vs Delaware**  
 11/17/17 7:05 p.m. at Newark, Del. (Bob Carpenter Center)

**Wesley 78 • 0-2**

#	Player	Total		3-Ptr		Rebounds			PF	TP	A	TO	Blk	Stl	Min
		FG-FGA	FT-FTA	FG-FGA	FT-FTA	Off	Def	Tot							
00	Paul Clemons	0-6	0-1	0-0	0	5	5	0	0	0	2	2	21		
02	Tyrene Craven	1-2	0-0	0-0	0	0	0	1	2	3	2	0	0	17	
03	Evan Anderson	3-10	1-5	9-10	0	2	2	0	16	4	1	0	2	34	
11	Brian Cameron	11-19	4-7	4-5	0	6	6	2	30	2	0	0	2	35	
21	JW Lawson	4-6	1-1	4-7	0	4	4	1	13	0	6	0	0	30	
05	George Cook	0-0	0-0	0-0	0	0	0	0	0	1	1	0	0	14	
10	Chris Scott	0-0	0-0	0-0	0	0	0	0	0	0	0	0	0	1	
12	Craig Simons	0-1	0-0	0-0	0	0	0	0	0	0	0	0	0	1	
20	Mychal Stefanides	0-2	0-1	3-4	0	2	2	4	3	1	0	0	0	17	
23	Christian Chaney	0-1	0-0	0-0	0	0	0	0	0	0	0	0	0	1	
24	Hura Blaine	1-1	0-0	0-0	1	0	1	0	2	0	0	0	0	1	
30	Derrick Charles	3-4	0-0	1-2	1	0	1	3	7	0	0	0	0	16	
32	Terrence Braxton	0-0	0-0	0-0	0	0	0	0	0	0	0	0	0	1	
33	Brandon Lewis	1-2	1-1	0-0	0	0	0	1	3	0	1	0	0	8	
40	Tolu Babatola	1-1	0-0	0-0	0	1	1	2	0	0	0	0	0	3	
Team															
Totals		25-55	7-17	21-28	6	21	27	18	78	11	11	0	7	200	

FG % 1st Half: 11-26 42.3% 2nd half: 14-29 48.3% Game: 25-55 45.5%  
 3FG % 1st Half: 3-8 37.5% 2nd half: 4-9 44.4% Game: 7-17 41.2%  
 FT % 1st Half: 11-12 91.7% 2nd half: 10-16 62.5% Game: 21-28 75.0%

**Delaware 93 • 2-1**

#	Player	Total		3-Ptr		Rebounds			PF	TP	A	TO	Blk	Stl	Min
		FG-FGA	FT-FTA	FG-FGA	FT-FTA	Off	Def	Tot							
05	Carter, Eric	3-4	0-0	4-6	3	5	8	2	10	4	2	1	1	18	
00	Daly, Ryan	10-15	1-3	2-4	6	3	9	1	23	2	0	0	1	30	
01	Anderson, Kevin	4-9	0-4	1-2	0	6	6	3	9	6	3	2	1	33	
03	Mosley, Anthony	3-7	0-0	5-6	1	5	6	5	11	4	3	0	2	30	
04	Bryant, Darian	2-8	0-3	0-0	1	1	2	0	4	3	1	0	0	24	
10	Rufu, Connor	0-0	0-0	0-0	0	0	0	0	0	0	0	0	0	2	
11	Walker, Chyree	5-7	0-0	0-0	0	1	1	2	10	3	0	0	2	19	
15</															

2017-18 University of Delaware Men's Basketball | Game 7 | November 27 vs. Yale

**Official Basketball Box Score -- Game Totals -- Final Statistics**  
**N.C. Wesleyan vs Delaware**  
**11/21/17 4:30 p.m. at Greensboro, N.C. - Greensboro Coliseum**

**N.C. Wesleyan 70 • 1-2**

#	Player	Total			3-Ptr			Rebounds			PF	TP	A	TO	Blk	Stl	Min
		FG	FGA	FT	FTA	Off	Def	Tot	Off	Def							
35	Robert Wilson	f	3-6	0-1	1-2	2	0	2	2	7	2	1	0	1	26		
22	A.J. Frye	c	5-8	0-1	3-3	2	6	8	2	13	1	1	0	1	24		
01	Adrian Moore	g	3-7	0-2	4-5	1	0	1	4	10	1	4	0	1	21		
23	Chris Braswell	g	2-7	0-2	0-0	0	2	2	4	4	5	2	0	3	27		
30	Justin Tankelewicz	g	5-14	5-12	0-0	0	0	0	1	15	2	1	0	1	29		
02	Kaymon Mitchell	g	1-2	0-0	0-0	0	0	0	0	0	0	0	0	0	2		
04	Ricardo Bullock	g	1-2	0-0	0-0	0	3	3	3	2	0	2	1	0	11		
05	Vernon McWhite	g	0-1	0-0	0-0	1	1	2	1	0	0	0	0	0	5		
10	Cameron Martin	g	2-4	2-3	0-0	0	2	2	1	6	1	3	0	0	14		
13	Brian Frazier	g	0-1	0-0	0-0	1	1	2	0	0	1	0	0	0	1		
14	Josh Covington	g	0-1	0-1	0-0	0	1	1	0	0	0	0	0	0	6		
15	Damon McDowell	g	0-0	0-0	0-2	1	0	1	0	0	1	1	0	1	8		
20	Greg Joseph	g	0-1	0-0	0-0	0	0	0	0	0	1	0	0	0	3		
21	Gordon Brann	g	0-0	0-0	0-0	0	0	0	0	0	0	0	0	0	1		
25	Chris Sause	g	3-6	1-1	2-3	2	0	2	1	9	0	1	0	0	10		
42	Mitch Layton	g	1-2	0-0	0-1	1	0	1	0	2	0	0	0	0	1		
45	Malique Judd	g	0-1	0-0	0-0	3	3	6	2	0	0	2	0	0	11		
Team			0	1	1												
Totals			26-63	8-23	10-16	14	20	34	21	70	15	18	1	3	200		

FG % 1st Half: 12-28 42.9% 2nd half: 14-35 40.0% Game: 26-63 41.3% Deadball Rebounds  
 3FG % 1st Half: 3-10 30.0% 2nd half: 5-13 38.5% Game: 8-23 34.8%  
 FT % 1st Half: 3-5 60.0% 2nd half: 7-11 63.6% Game: 10-16 62.5% 1.1

**Delaware 88 • 3-2**

#	Player	Total			3-Ptr			Rebounds			PF	TP	A	TO	Blk	Stl	Min
		FG	FGA	FT	FTA	Off	Def	Tot	Off	Def							
20	Woods, Derrick	f	7-8	1-1	4-5	4	6	10	1	19	1	1	0	0	20		
00	Daly, Ryan	g	6-11	1-3	3-6	2	4	6	1	16	2	2	0	0	26		
01	Anderson, Kevin	g	6-10	4-5	1-2	1	1	2	3	17	2	2	0	3	28		
03	Mosley, Anthony	g	2-2	0-0	3-6	0	1	1	3	7	2	2	0	0	24		
04	Bryant, Darian	g	2-2	1-1	2-4	1	1	2	2	7	1	1	0	1	19		
02	Allen, Ryan	g	2-10	1-5	1-2	0	5	5	1	6	4	3	0	2	31		
10	Rufu, Connor	g	0-1	0-0	0-0	0	0	0	1	0	0	0	0	0	2		
11	Walker, Chyree	g	1-8	0-1	0-2	3	1	4	3	2	0	0	1	0	16		
15	Lochner, Curtis	g	0-0	0-0	0-0	0	0	0	0	0	0	0	0	0	3		
22	Cushing, Jacob	g	3-6	1-3	0-0	2	4	6	0	7	1	2	0	0	17		
25	Johnson, Skye	g	3-4	0-0	1-2	2	4	6	2	7	1	1	1	1	14		
Team			1	1	2												
Totals			32-62	9-19	15-29	16	28	44	17	88	14	14	2	11	200		

FG % 1st Half: 18-29 62.1% 2nd half: 14-33 42.4% Game: 32-62 51.6% Deadball Rebounds  
 3FG % 1st Half: 7-11 63.6% 2nd half: 2-8 25.0% Game: 9-19 47.4%  
 FT % 1st Half: 5-9 55.6% 2nd half: 10-20 50.0% Game: 15-29 51.7%

Officials: Charles Balunek, Keith Fogelman, Daniel Clark  
 Technical fouls: N.C. Wesleyan-None. Delaware-None.  
 Attendance:

Score by periods	1st	2nd	Total
N.C. Wesleyan	30	40	70
Delaware	48	40	88

	Points	In	Off	2nd	Fast	Bench
NCWM	30	11	19	9	21	
DELAWA	44	19	19	13	22	

Last FG - NCWM 2nd-00:01, DELAWARE 2nd-00:25.  
 Largest lead - NCWM None, DELAWARE by 25 1st-03:54.  
 NCWM led for 00:00, DELAWARE led for 39:37, Game was tied for 00:17.

**Game #5:** Delaware never trailed and led by double digits for the final 36 minutes...The Blue Hens jumped out to a 23-9 advantage and led by as many as 25 in the first half...Derrick Woods posted career-highs of 19 points and 10 rebounds for his first double-double in his first UD start.

**Game #7:** xxx

**Official Basketball Box Score -- Game Totals -- Final Statistics**  
**Delaware vs Longwood**  
**11/22/17 3:00 p.m. at Greensboro, N.C. (Fleming Gymnasium)**

**Delaware 65 • 4-2**

#	Player	Total			3-Ptr			Rebounds			PF	TP	A	TO	Blk	Stl	Min
		FG	FGA	FT	FTA	Off	Def	Tot	Off	Def							
20	Woods, Derrick	f	4-8	0-1	3-5	1	8	9	4	11	1	3	0	0	31		
00	Daly, Ryan	g	4-12	0-4	8-8	0	4	4	2	16	3	1	0	1	36		
01	Anderson, Kevin	g	1-4	0-1	0-0	0	2	2	2	2	1	0	1	1	11		
03	Mosley, Anthony	g	2-5	0-0	3-4	1	2	3	1	7	3	1	0	1	36		
04	Bryant, Darian	g	2-7	0-4	0-0	0	2	2	3	4	1	1	0	1	35		
02	Allen, Ryan	g	8-13	3-6	0-0	0	5	5	2	19	2	3	1	0	35		
22	Cushing, Jacob	g	1-1	0-0	0-0	0	0	0	0	2	1	1	0	0	7		
25	Johnson, Skye	g	2-3	0-0	0-0	1	2	3	0	4	1	1	1	0	9		
Team			1	2	7												
Totals			24-53	3-16	14-17	5	32	37	14	65	13	11	3	4	200		

FG % 1st Half: 17-28 60.7% 2nd half: 7-25 28.0% Game: 24-53 45.3% Deadball Rebounds  
 3FG % 1st Half: 2-7 28.6% 2nd half: 1-9 11.1% Game: 3-16 18.8%  
 FT % 1st Half: 2-5 40.0% 2nd half: 12-12 100.0% Game: 14-17 82.4%

**Longwood 57 • 0-5**

#	Player	Total			3-Ptr			Rebounds			PF	TP	A	TO	Blk	Stl	Min
		FG	FGA	FT	FTA	Off	Def	Tot	Off	Def							
24	GETER, Damarion	f	1-6	0-0	0-0	3	5	8	2	2	2	0	2	0	35		
30	SHIELDS, Chris	f	2-3	0-1	0-0	0	1	1	3	4	2	2	0	0	21		
02	ASHE, B.K.	g	8-19	2-6	2-3	0	1	1	0	20	1	5	0	3	38		
03	CHAPMAN, Kamil	g	2-5	2-5	0-0	0	1	1	1	6	2	0	0	0	22		
12	GLOVER, Charles	g	4-11	2-6	3-4	0	10	10	1	13	1	0	0	1	29		
01	WALTRON, Isaiah	g	1-5	0-1	1-2	0	1	1	1	3	1	2	0	0	18		
20	CINTRON, Jordan	g	1-3	0-0	0-1	0	2	2	5	2	0	0	1	2	24		
21	SMITH, JaShaun	g	3-4	1-1	0-0	0	0	0	2	7	0	0	0	0	13		
Team			1	5	6												
Totals			22-56	7-20	6-10	4	26	30	15	57	9	9	3	6	200		

FG % 1st Half: 12-28 42.9% 2nd half: 10-28 35.7% Game: 22-56 39.3% Deadball Rebounds  
 3FG % 1st Half: 4-10 40.0% 2nd half: 3-10 30.0% Game: 7-20 35.0%  
 FT % 1st Half: 3-5 60.0% 2nd half: 3-5 60.0% Game: 6-10 60.0%

Officials: Vladimir Voyard-Tadaj, Scott Smith, Andy Ezelle  
 Technical fouls: Delaware-None. Longwood-SHIELDS, Chris.  
 Attendance: 93  
 UNCG Spartan Classic

Score by periods	1st	2nd	Total
Delaware	38	27	65
Longwood	31	26	57

	Points	In	Off	2nd	Fast	Bench
DELAWA	30	13	5	2	25	
LWU	24	5	4	4	12	

Last FG - DELAWARE 2nd-03:09, LWU 2nd-05:16.  
 Largest lead - DELAWARE by 13 2nd-13:07, LWU by 7 1st-16:54.  
 DELAWARE led for 27:42, LWU led for 09:33, Game was tied for 02:45.

**Game #6:** The game was tied 57-57 with 5:16 remaining, but Delaware held Longwood scoreless the rest of the way...Ryan Allen scored a season-high 19 points off the bench...Ryan Daly added 16 points and hit all eight of his free throw attempts...Eric Carter missed his second straight game with an ankle injury.

**Game #8:**

