

SCHEDULE & RESULTS

DELAWARE (5-2, 3-2 *CAA)

Sept. 4	West Chester	W 35-0
Sept. 12	#1 *Richmond	L 15-16 (TCN TV)
Sept. 19	Delaware State	W 27-17 (SFN TV)
Sept. 26	at #5 *William & Mary	L 20-30
Oct. 3	at *Maine	W 27-17 (WABI TV)
Oct. 10	#12 *Massachusetts (PFW)	W 43-27
Oct. 17	at *Towson	W 49-21
Oct. 31	*James Madison (HC)	12 noon (TCN TV)
Nov. 7	*Hofstra (Hall of Fame Day)	12 noon
Nov. 14	at Navy	3:30 p.m. (ESPNU TV)
Nov. 21	at *Villanova	3:30 p.m. (TCN TV)

JAMES MADISON (2-5, 0-4 *CAA)

Sept. 12	at Maryland	L 35-38 at
Sept. 19	VMI	W 44-16
Sept. 26	#25 Liberty	W 24-10
Oct. 3	at *Hofstra	L 7-24
Oct. 10	#1 *Richmond	L 17-21
Oct. 17	#6 *Villanova	L 0-27
Oct. 24	at #5 *William & Mary	L 3-24
Oct. 31	at #16 *DELAWARE	12 noon
Nov. 7	*Maine	3 p.m.
Nov. 14	at *Massachusetts	12 noon
Nov. 21	*Towson	12 noon

BROADCAST INFORMATION

TELEVISION: Game will be televised live on The Comcast Network throughout the Mid-Atlantic Region. University of Delaware radio play by play commentator **Mike Corey** will call the action with former Philadelphia Eagle running back **Jon Ritchie** serving as color commentator.

RADIO: WDSO 94.7 FM (Play by Play: Glenn Frazer; Color: Matt Janus; Sideline: Matt Ryan); **WVUD 91.3 FM** (Kevin Collins; Brendan Reskaikis)

MULTIMEDIA: Live Video: www.ums.udel.edu/udlive;
Live Stats: www.bluehens.com/sportsinfo/livestats/football/xlive.htm

MEDIA RELATIONS CONTACTS

UNIVERSITY OF DELAWARE

Sports Information Director: Scott Selheimer
Email: selheime@udel.edu
Office Phone / Fax: 302-831-2186 / 302-831-8653
Cell: 302-562-5129
Website: www.bluehens.com
Delaware Stadium Pressbox: 302-831-6199

JAMES MADISON

Sports Information Director: Gary Michael
Email: michaegl@jmu.edu
Cell Phone: 540-430-1780
Office Phone: 540-568-6154
Website: www.JMUSports.com



Game #8 Game Notes



2009 UNIVERSITY OF DELAWARE FOOTBALL



#16 Delaware (5-2, 3-2 CAA) vs. James Madison (2-5, 0-4 CAA)
Saturday, Oct. 31, 2009 • 12 noon • Newark, Del. • TCN TV
Tubby Raymond Field at Delaware Stadium (22,000)


GAME PREVIEW

The No. 16 ranked University of Delaware football team will look to continue its momentum this weekend as the Blue Hens (5-2, 3-2 Colonial Athletic Association) return from a bye week to host a reeling James Madison squad as part of annual Homecoming festivities at Delaware Stadium.

A near sellout crowd is expected for a game that will be televised live regionally and in New England on The Comcast Network.

Delaware, riding a three-game winning streak, needs a victory to guarantee yet another winning season and keep its NCAA post-season playoff hopes alive. The Hens will face a James Madison squad that has fallen on hard times in the last month. The Dukes (2-5, 0-4 CAA), who have advanced to the NCAA Tournament three straight seasons and captured the national title in 2004, are one of only two winless teams in league play in the CAA and have lost four straight games. JMU has not scored a touchdown in its last two games and has been outscored 51-3 during that span.

Delaware head coach **K.C. Keeler**, now in his eighth season at Delaware and his 17th season overall, will be looking to capture his 150th career college coaching victory.



K.C. Keeler
(Photo by Mark Campbell)

QUICK NOTES

- No. 16 Delaware (5-2, 3-2 CAA), with its highest national ranking since early in the 2008 campaign, returns to action after a bye week this past Saturday. The Hens have won three straight games and will be looking to post their first four-game winning streak since winning five straight to open the 2007 national runner-up campaign.

- Delaware has won three straight conference games after opening league play 0-2 and will be looking to post its first four-game league winning streak since capturing four straight over Massachusetts, Maine, Hofstra, and William & Mary during the 2004 season.

- over for more -



THE DELAWARE FOOTBALL TRADITION

6 National Titles (1948, 1963, 1971, 1972, 1979, 2003)
19 NCAA Tournament Appearance • 3 NCAA National Runner-Up Finishes •
19 Lambert Cups • 11 ECAC Team of the Years • 15 Conference Championships

DELAWARE FOOTBALL GAMES NOTES • DELAWARE VS. JAMES MADISON • Oct. 31, 2009

DELAWARE-JMU SERIES

DELAWARE-JAMES MADISON SERIES HISTORY:

Series Record: Delaware leads 11-7

At Newark, Del.: Delaware leads 7-2

Last Time at Newark, Del.: UD won 37-34 in 2007

First Meeting: Delaware won 26-23 in 1983 at JMU

Last Delaware Win: Delaware won 37-34 in 2007

Last JMU Win: JMU won 41-7 last season

Series Scoring Averages: Delaware (27.7 avg.); James Madison (23.9)

YEAR BY YEAR IN THE SERIES

1983 - Delaware, 26-23 at JMU

1984 - Delaware, 32-3 at Delaware

1991 - James Madison, 42-35 (OT) (NCAA playoffs) at Dela.

1993 - James Madison, 42-38 at JMU

1994 - James Madison, 30-10 at Delaware

1995 - Delaware, 48-19 at JMU

1996 - Delaware, 27-13 at Delaware

1997 - Delaware, 49-27 at JMU

1998 - Delaware, 28-14 at Delaware

1999 - James Madison, 21-7 at JMU

2000 - Delaware, 33-14 at Delaware

2001 - Delaware, 28-3 at JMU

2002 - Delaware, 23-10 at Delaware

2004 - James Madison, 20-13 at JMU

2005 - Delaware, 34-28 at Delaware

2006 - James Madison, 44-24 at JMU

2007 - Delaware, 37-34 at Delaware

2008 - James Madison 41-7 at JMU

LAST MEETING:

#1 James Madison 41, Delaware 7

Nov. 1, 2008 • Bridgeforth Stadium

HARRISONBURG, Va. -- Delaware saw first-hand just why James Madison is the No. 1 ranked football team in the nation. The Dukes, led by the uncanny play-making ability of QB Rodney Landers and a defense that never gave the Blue Hens a chance to breathe, cruised to their eighth straight victory with a 41-7 win. The Hens (3-6, 1-4 CAA) couldn't stop the running of Landers and never got much going on offense after a promising opening drive and lost to the Dukes for the third straight time at Bridgeforth. James Madison (8-1, 6-0 CAA), which held Delaware to only 169 yards, set a school record for consecutive wins at the Division I level and made the most of its 385 total yards, including 309 on the ground. JMU, which has now won 17 of its last 18 home games, extended its home winning streak to seven games. Landers carried 23 times for 185 yards and scored two touchdowns, Scotty McGee returned a punt 64 yards for a touchdown, and the Dukes defense forced four Delaware fumbles. Delaware got its only points late in the third quarter when Jerry Butler took a kickoff and rambled 94 yards for a touchdown. The return was the eighth longest in school history.

2-2-2-2

• James Madison (2-5, 0-4 CAA) has lost each of its last four games and is one of just two winless teams in conference play in the CAA. The four-game losing streak - which includes setback to three Top 10 opponents - is the longest for JMU since the 2002 squad lost five straight as part of a 5-7 season under Mickey Matthews.

• Delaware head coach **K.C. Keeler** will be looking to capture his 150th career victory with a win over James Madison Saturday. Now in his 17th season as a college head coach, he would become the 11th active NCAA FCS head coach to reach the milestone.

• Delaware is 40-14 all-time on Homecoming games since Delaware Stadium opened in 1953, including a mark of 29-3 vs. Yankee Conference/Atlantic 10 Conference/CAA opponents.

• Delaware is 3-1 with three straight wins under head coach K.C. Keeler in games following a bye week with the most recent victory coming last season when the Hens followed a season-opening 14-7 loss to Maryland with a 48-20 win over West Chester.

• The Blue Hens have dominated the series at Delaware Stadium over James Madison where Delaware is 7-2 all-time with six straight victories, including a 37-34 victory in 2007. The Dukes, who last won in Newark in 1994 with a 30-10 win, have been nationally-ranked each of the last two trips to Delaware Stadium.

RED-HOT BLUE HENS

Delaware (5-2, 3-2 CAA) looks to continue its momentum this week vs. James Madison as the Blue Hens return from a bye week riding a three-game win streak overall and a three-game win streak in league play. Delaware will be looking to win four straight on Saturday and match their longest winning skein since opening the 2007 national runner-up season with five straight victories over William & Mary, West Chester, Rhode Island, Towson, and Monmouth. The three-game win streak in league play is the Hens' longest since capturing four straight CAA wins over Massachusetts, Maine, Hofstra, and William & Mary in 2004 on the way to the NCAA quarter-finals.


K.C. KEELER LOOKING FOR MILESTONE WIN:

Delaware head coach **K.C. Keeler** could join some select company this week as he enters the James Madison game needing just one victory to reach the 150-win mark for his college coaching career. Keeler, who is 61-36 in eight seasons at Delaware after posting a mark of 88-21-1 in nine seasons at NCAA Division III power Rowan, enters this week's game with an all-time college coaching record of 149-57-1 in 17 seasons. A win would give him 150 victories for his career and make him one of only 11 active NCAA FCS coaches to reach the impressive plateau.

The active NCAA Division I FCS Coaching Win List:

1. Bob Ford (Albany), 240; 2. Joe Taylor (Florida A&M), 211; 3. Jerry Moore, 210; 4. Al Bagnoli (Penn), 204; 5. Andy Talley (Villanova), 200; 6. Jimmie Laycock (Wm. & Mary), 195; 7. Rob Ash (Montana State), Walt Hamelin (Wagner), 193; 9. Pete Richardson (Southern), 173; 10. Mike Ayers (Wofford), 154; 11. **K.C. Keeler** (Delaware), 149

- over for more -



#33 Jerry Butler
(Photo by Mark Campbell)

WEEKLY DELAWARE FOOTBALL PRESS CONFERENCE

The University of Delaware will hold its weekly press conference with head coach **K.C. Keeler** and selected players each Monday during the season at 1 p.m. at the Bob Carpenter Center Lounge. Coach Keeler will recap the previous week's game and preview the upcoming opponent. The upcoming week's opposing head coach will also be available via speakerphone when possible. Players will be available for one-on-one interviews at end of the conference.



DELAWARE FOOTBALL GAMES NOTES • DELAWARE VS. JAMES MADISON • Oct. 31, 2009

3-3-3-3

BLUE HENS BIG AFTER BYE WEEKS:

The Blue Hens have made the most of their bye weeks under head coach K.C. Keeler as Delaware enters this week's game vs. James Madison with a mark of 3-1 with three straight wins all-time in games following off-weeks. The Hens fell to Villanova 38-34 in the season finale in Keeler's first season in 2002 after a bye week, but have since reeled off three straight victories, defeating Hofstra 20-19 on Oct. 16, 2004 after being off Oct. 9, downing Navy 59-52 on Oct. 27, 2007 (off Oct. 20), and beating West Chester 48-20 on Sept. 13, 2008 (off Sept. 6).

Overall the Hens have won five of their last six games coming off bye weeks, including wins over James Madison in 2000 (33-14 win on Oct. 28 after a bye week) and 2001 (28-3 win on Nov. 3 after a bye week).

UP BIG EARLY:

The Blue Hens have been tough early during their recent three-game win streak, outscoring opponents 107-23 over the first three quarters. During the last two games, the Hens have outscored opponents 79-6 through three stanzas. For the season, Delaware is outscoring opponents 53-27 in the first quarter, 115-44 in the first half, and 178-56 through the first three quarters. Ironically, the fourth quarter has belonged to the opponents, who are outscoring the Hens 72-38 over the final stanza.



#30 Charles Graves
(Photo by Saquan Stimpson)

During the last two games - both big wins by the Hens - Massachusetts and Towson have outscored the Hens 42-6 in the final frame.

HAPPY HOMECOMING:

The University of Delaware will celebrate its annual Homecoming festivities this weekend with numerous events planned throughout campus. The Hens have treated the returning alumni well over the years as Delaware has posted a combined record of 40-14 (.741) on Homecoming at Delaware Stadium since the tradition began in 1955.

Delaware has been dominating vs. league foes during that time, posting a record of 29-3 vs. Yankee Conference, Atlantic 10 Conference, and Colonial Athletic Association opponents. Prior to a 27-3 loss to William & Mary last season on

Homecoming, the Hens had won five of its previous six games. Delaware is 2-0 all-time vs. James Madison on Homecoming, winning 33-14 in 2000 and 23-10 in 2002.

- over for more -

TEAM STATISTICAL LEADERS

DELAWARE

PASSING	Comp.	Att.	Yards	TD	Int.	Lg
Pat Devlin.....	128	196	1663	13	3	79
Sean Hakes.....	2	5	13	0	0	7
Tim Donnelly.....	0	1	0	0	0	0

RUSHING	Att.	Yds.	Avg.	TD	Long
David Hayes.....	79	318	4.0	2	25
Leon Jackson.....	83	272	3.3	6	14
Pat Devlin.....	48	138	2.9	4	18
Jerry Butler.....	19	101	5.3	0	22

RECEIVING	Rec.	Yds.	Avg.	TD	Long
Mark Mackey.....	28	309	11.0	1	52
Mark Duncan.....	23	300	17.3	5	79
Tommy Crosby.....	16	213	13.3	1	38
Rob Jones.....	16	180	11.2	2	28

KICKING	XP-A	FG-A	Lg.	Punt	Avg.	Lg
Jon Striefsky.....	25-28	5-6	33	-	-	-
Ed Wagner.....	-	-	-	33	39.1	51

DEFENSE	TT (Solo)	TFL	Sack	Int.	PD
Charles Graves.....	43 (30)	2-6	1-5	4	3
Marcus Burley.....	40 (32)	1-1	0-0	0	1
Benard Makumbi.....	40 (20)	0-0	0-0	0	1
Paul Worriow.....	39 (25)	3-7	0-0	0	1
Brandon Gilbeaux.....	30 (11)	4-17	4-17	0	1

JAMES MADISON

PASSING	Comp.	Att.	Yards	TD	Int.	Lg
Justin Thorpe.....	40	83	486	1	3	48
Drew Dudzik.....	28	50	472	6	2	65

RUSHING	Att.	Yds.	Avg.	TD	Long
Justin Thorpe.....	90	408	4.5	2	37
Jamal Sullivan.....	84	318	3.8	3	23
Corwin Acker.....	32	223	7.0	2	65
Drew Dudzik.....	36	158	4.4	1	70
Griff Yancey.....	33	110	3.3	0	13

RECEIVING	Rec.	Yds.	Avg.	TD	Long
Rockeed McCarter.....	21	343	16.3	3	48
Mike Caussin.....	12	252	21.0	4	65
Corwin Acker.....	12	104	8.7	0	26
Scott Noble.....	11	141	12.8	0	43

KICKING	XP-A	FG-A	Lg.	Punt	Avg.	Lg
Dixon Wright.....	15-16	5-7	44	-	-	-
Matt Goff.....	0-1	0-1	-	37	39.0	65

DEFENSE	TT (Solo)	TFL	Sack	Int.	PD
Arthur Moats.....	59 (28)	18-71	7-46	0	1
Pat Williams.....	51 (25)	7-23	1-9	0	0
Sam Daniels.....	42 (15)	9-26	3-12	0	0
Jon Williams.....	41 (19)	5-30	0-0	1	2
Vidal Nelson.....	38 (17)	3-5	0-0	0	0



DELAWARE FOOTBALL ON THE RADIO

All University of Delaware football games, home and away, will once again be broadcast live on WDSB 94.7 FM and on the UD student station WVUD 91.3 FM. The 2009 season marks the 11th year of Delaware football's association with Clear Channel Communications. WDSB, the only station with statewide coverage in Delaware, will once again serve as the flagship station for Blue Hen football with coverage throughout Delaware and parts of

Maryland, Pennsylvania, and New Jersey. Games can also be heard on the internet at www.wdsb.com. Play by play announcer and WDSB Sports Director Mike Corey will return for his 10th consecutive year on the air. Also part of the on-air broadcast team will be color commentator Glenn Frazer, sideline reporter Matt Janus, and pre-game show cohost Kevin Tresolini from the Wilmington News Journal. Corey will once again serve as co-host of the hour-long K.C. Keeler Show each Wednesday during the season beginning Sept. 2 at 7 p.m. The broadcast will be live at Klondike Kate's Restaurant in Newark and will also be available on the web. WVUD 91.3 will also broadcast all Delaware games in 2009 with Kevin Collins calling the action. Games can also be heard on the internet at www.wvud.org.

DELAWARE FOOTBALL GAMES NOTES • DELAWARE VS. JAMES MADISON • OCT 31, 2009

COLONIAL ATHLETIC ASSOCIATION

Current CAA Standings (Oct. 30)

	CAA		Overall		Next
	W	L	W	L	
SOUTH					
#1 Richmond.....	5	0	7	0	at Towson (1)
#4 Villanova	4	1	7	1	Idle
#5 William & Mary	3	1	6	1	at R. Island (1)
#16 DELAWARE.....	3	2	5	2	JMU (12)
Towson	1	3	2	5	Richmond (1)
James Madison	0	4	2	5	at Delaware (12)
NORTH					
#8 New Hampshire....	3	1	6	1	North. (12)
#19 Massachusetts	2	2	4	3	at Maine (3:30)
Maine	2	2	3	4	UMass (3:30)
Hofstra	2	3	4	4	Idle
Northeastern.....	1	3	1	6	at UNH (12)
Rhode Island.....	0	4	1	6	W&M (1)

Last Week's Results: William & Mary 24, James Madison 3; Northeastern 27, Towson 7; New Hampshire 18, Hofstra 10; Richmond 34, Massachusetts 12; Villanova 36, Rhode Island 7

COLONIAL ATHLETIC ASSOCIATION MEDIA TELECONFERENCE

The Colonial Athletic Association will hold its weekly coaches teleconference each Monday throughout the season beginning at 10 a.m. The first teleconference is scheduled for Aug. 31. The phone number to take part in the call is 888-289-3996. Contact Scott Selheimer or CAA Football Media Director Scott Meyer (804-754-1616) for access codes. A complete transcript of the teleconference is available on the CAA website on Monday afternoon at www.caasports.com. Below is the weekly schedule.

- 10 a.m. - Introduction
- 10:10 a.m. - Mike London - Richmond
- 10:20 a.m. - Jimmie Laycock - Wm. & Mary
- 10:30 a.m. - Andy Talley - Villanova
- 10:40 a.m. - Rocky Hager - Northeastern
- 10:50 a.m. - Mickey Matthews - James Madison**
- 11:00 a.m. - Jack Cosgrove - Maine
- 11:10 a.m. - Keith Morris - Massachusetts
- 11:20 a.m. - Joe Trainer - Rhode Island
- 11:30 a.m. - K.C. Keeler - Delaware**
- 11:40 a.m. - Sean McDonnell - New Hampshire
- 11:50 a.m. - Dave Cohen - Hofstra
- 12 noon - Rob Ambrose - Towson
- 12:10 p.m. - Selected Student-Athlete



4-4-4-4

TURNING THINGS AROUND

The 2008 season was an uncharacteristic down year for the Blue Hens, who suffered through a 4-8 campaign that saw the Blue Hens struggle throughout the season on the offensive side of the ball.

The eight losses was the most in a single season in 117 seasons of UD football since 1889 and the four wins were the lowest total since the 2001 squad went 4-6. Delaware, which captured the NCAA I-AA national title in 2003 and advanced to the NCAA Division I Football Championship Subdivision national title game in 2007, looks to rebound this season thanks to a stingy defense that ranks among the best in the Colonial Athletic Association and a much-improved offense.

History showed that the Blue Hens would be back. And they are. Delaware has not posted consecutive losing seasons since before World War II when the Hens suffered through five straight losing seasons between 1935 and 1939 under head coaches **Lyal Clark** and **Stephen Grenda**. Each of the other 11 CAA teams have suffered consecutive losing seasons at least once since the 1983 season.

With a current record of 5-2, the Hens have already surpassed last year's win total and need just one more win in the final four games to guarantee a .500 or better season.

ACADEMIC STARS:

Delaware junior wide receiver **Mark Mackey** and junior tight end **Trevor Mooney** have been nominated for ESPN The Magazine/College Sports Information Directors of America Academic All-American team. Mackey owns a 3.6 gpa as a economics education major with a minor in mathematics and Mooney carries a 3.6 gpa as an economics major. To be eligible, players must own a 3.0 or better gpa, be a sophomore or older, and be a starter or key reserve.

Mackey and sophomore linebacker **Andrew Harrison** have also been nominated for NCAA FCS National Association of Collegiate Directors of Athletics Academic All-Star honors. Each team may nominate two players that have a 3.2 or better gpa and are starters or key reserves.

FORMER GREAT QB MATT NAGY TO SERVE AS HONORARY CAPTAIN:

Former Blue Hen All-American quarterback **Matt Nagy** will return to campus for Homecoming this week and will serve as the Honorary Captain, taking part in the pre-game coin toss. The program honors former Blue Hen football student-athletes who continue to make outstanding contributions to the UD program.

Nagy was a four-year letterwinner and two-year starter for head coach Tubby Raymond in 1997-2000 and led the team to a four-year record of 38-12 that included NCAA I-AA semifinal berths in 1997 and 2000. He earned third team The Sports Network All-American honors in 2000 and virtually re-wrote the UD record book, setting marks for career completions (502), yards (8,214/7th in A-10 history), and touchdowns (58), season yards (3,426) and touchdowns (29), and yardage in a game (556).

He later enjoyed a standout six-year career in the Arena Football League before that league folded last year. He also has served an assistant coaching internship with the Philadelphia Eagles the past two summers.

NATIONAL RANKINGS

Delaware: Ranked No. 16 in The Sports Network Top 25 poll this week. Delaware earned votes in each of the first six polls of the season but not enough to earn a Top 25 ranking. The Hens made their first appearance in the Top 25 poll the week of Oct. 12 when a No. 24 showing snapped a streak of 14 straight weeks out of the poll which dated back to Oct. 6, 2008. A No. 19 ranking followed last week. The Hens also made their first appearance in the FCS Coaches Poll last week with a No. 23 national ranking and are No. 18 this week. Both polls are announced each Monday throughout the season.

James Madison: Earned votes in both polls this week but did not appear among the Top 25.

- over for more -

DELAWARE FOOTBALL GAMES NOTES • DELAWARE VS. JAMES MADISON • OCT. 31, 2009

5-5-5-5

HESTER OUT INDEFINITELY:

Delaware junior defensive tackle **Demitrius Hester** has been suspended indefinitely for a violation of team policy. He did not play vs. Towson on Oct. 17 and his status will be announced at a later date. He played in the first five games of the season and recorded 10 tackles as part of the regular rotation on the defensive line.

HENS LEAP TO NO. 5 IN FIRST LAMBERT CUP EASTERN POLL

The Blue Hens are tied for No. 5 in this week's ECAC Lambert Cup Meadowlands FCS poll announced Monday. After opening at No. 6 on Oct. 12 and dropping to No. 7 last week, Delaware has moved up two spots. Richmond retained the top spot and is followed by Villanova, William & Mary, New Hampshire, Delaware, Holy Cross, Massachusetts, Colgate, Lafayette, and Penn. Cincinnati holds the top spot at the FBS Division I level while California (Pa.) is atop the Division II poll and Dover-based Wesley holds the top spot in Division III.

LAST TIME OUT FOR DELAWARE

Blue Hens Jump Out Fast, Storm Past Towson 49-21 for Third Straight Win

TOWSON, Md. (Oct. 17, 2009) -- Jerry Butler stepped up in a big way, rushing for 82 yards in a backup role and returning a kickoff 89 yards for a touchdown, Leon Jackson scored three touchdowns, and Pat Devlin and Mark Duncan connected on two touchdowns as then No. 23 Delaware continued to roll with the 49-21 win over Towson at Johnny Unitas Stadium.

The Blue Hens (5-2, 3-2 CAA) stormed out to a 35-0 lead at the half and upped that lead to 49-0 after three quarters before the Tigers (2-4, 1-2 CAA) scored three fourth quarter touchdowns that came much too late.

The win, Delaware's third straight, was the team's largest CAA victory since downing Rhode Island by a 38-9 score on Sept. 15, 2007. It was also the Hens largest margin of victory in a CAA road game since romping over former league member Connecticut 59-17 back on Nov. 7, 1998. The Hens' three straight wins and two straight CAA road wins are the longest streaks since the 2007 season when the Hens advanced to the NCAA championship game.

Butler, a third-year transfer from Wisconsin who has been saddled with injuries and has played sparingly in the backfield, stepped in for hobbling starter David Hayes, and responded with 82 yards rushing to lead a ground attack that piled up a season-high 204 yards. Also one of the nation's top kick returners, he broke loose on an 89-yard return to open the second half, speeding past a slew of Towson defenders to help extend the Delaware lead to 42-0. The return was his third for a touchdown in his career, breaking the school record he held with Bill Hopkins (1962-64). Butler also returned one for a score against Towson in last year's 31-21 triumph over the Tigers.

Devlin completed 9 of 15 passes for 127 yards and rushed for 49 more on just four carries and hooked up with Duncan on two scores in the first half, hitting the speedy senior on a 26-yard pass early in the second quarter and on a 43-yard bomb just before halftime.

Delaware also got the job defensively as the Hens held Towson scoreless for the first three quarters and limited the offense to just 322 total yards. The Hens registered a season-high four sacks on four different Towson signal-callers and All-American Charles Graves enjoyed an outstanding day, posting five tackles, including a sack, and returning an interception 90 yards for a touchdown on the final play of the first half.

The Hens, who have now outscored its last two opponents by a score of 86-6 through the first three quarters, put this game away early. The floodgates opened in the second quarter as the Hens put up 28 points and headed into halftime with 35-0 lead, their biggest halftime lead since going into intermission up 42-0 against Monmouth during the 2007 campaign.

DUNCAN, GRAVES, BUTLER EARN TD CLUB MVP HONORS

Senior WR **Mark Duncan**, senior FS **Charles Graves**, and senior KR **Jerry Butler** earned Blue Hen Touchdown Club MVP Awards for their play in the win over Massachusetts. Duncan was honored as Offensive MVP, Graves was named Defensive MVP, and Butler was the Special Teams MVP. The three will be honored at the weekly Blue Hen Touchdown Club Luncheon this Friday, Oct. 30 at the Bob Carpenter Center Lounge.

- over for more -

THE SPORTS NETWORK MEDIA POLL

October 26, 2009

1. Richmond (7-0)3,433 (128)
2. Montana (7-0)3,255 (7)
3. Southern Illinois (6-1)3,165 (2)
4. Villanova (7-1).....3,013 (1)
5. William & Mary (6-1).....2,797
6. Elon (6-1)2,619
7. Appalachian State (5-2)2,536
8. New Hampshire (6-1)2,386
9. South Dakota State (6-1)2,279
10. South Carolina State (6-1)2,105 (1)
11. Stephen F. Austin (6-1).....1,915
12. Northern Iowa (5-3)1,845
13. McNeese State (5-2)1,824
14. Weber State (5-3)1,566
15. Central Arkansas (5-2).....1,443
16. **DELAWARE** (5-2).....1,220
17. Holy Cross (6-1)985
18. Cal Poly (4-3).....970
19. Massachusetts (4-3)866
20. Eastern Illinois (6-2)798
21. Northern Arizona (5-2)703
22. Jacksonville State (4-3).....689
23. Liberty (5-2).....666
24. Colgate (7-1)509
25. Prairie View A&M (5-1).....269

Other CAA Teams Receiving Votes: James Madison, 10.

FCS COACHES POLL

October 26, 2009

- | | |
|------------------------|-------------------------|
| 1. Richmond (28) | 16. Cal Poly |
| 2. Montana | 17. Holy Cross |
| 3. Southern Illinois | 18. DELAWARE |
| 4. Villanova | 19. Eastern Illinois |
| 5. William & Mary | 20. Jacksonville State |
| 6. Elon | 21. Eastern Washington |
| 7. New Hampshire | 22. Northern Arizona |
| 8. Appalachian State | 23. Massachusetts |
| 9. South Dakota State | 24. Liberty |
| 10. South Carolina St. | 25. Colgate |
| 11. McNeese State | Prairie View A&M |
| 12. Central Arkansas | |
| 13. Weber State | Other CAA Team |
| 14. Northern Iowa | Receiving Votes: |
| 15. Stephen F. Austin | James Madison |

DELAWARE FOOTBALL GAMES NOTES • DELAWARE VS. JAMES MADISON • OCT. 31, 2009

NCAA/CAA STATISTICAL RANKINGS

DELAWARE / NCAA Rank / CAA Rank

Rushing Offense125.4	76th / 9th
Passing Offense239.4	/ 26th / 2nd
Passing Efficiency152.36	/ 9th / 1st
Total Offense364.8	/ 36th / 4th
Scoring Offense30.8	/ 22nd / 3rd
Sacks Allowed1.7	/ 47th / 5th
Rushing Defense108.8	/ 29th / 5th
Passing Efficiency Defense112.98	/ 30th / 5th
Passing Defense218.0	/ 87th / 9th
Total Defense326.8	/ 52nd / 8th
Scoring Defense18.2	/ 24th / 5th
Sacks By1.7	/ 73rd / 8th
Net Punting34.0	/ 44th / 3rd
Punt Returns2.9	/ 114th / 12th
Kickoff Returns23.4	/ 14th / 3rd
Turnover Margin+ .71	/ 25th / 6th

INDIVIDUALS (NCAA TOP 50/CAA TOP 10)

Passing Eff.Pat Devlin / 155.4	/ 8th / 1st
Total OffensePat Devlin / 257.2	/ 20th / 1st
InterceptionsCharles Graves / .57	/ 10th / 1st
Anthony Bratton / .43	/ 29th / 4th
PuntingEd Wagner / 39.1	/ 36th / 4th
Kickoff ReturnsJerry Butler / 25.0	/ 22nd / 3rd
Field GoalsJon Striefsky / .71	/ 59th / 8th

JAMES MADISON / NCAA Rank / CAA Rank

Rushing Offense177.4	/ 15th / 2nd
Passing Offense136.8	/ 104th / 12th
Passing Efficiency119.71	/ 67th / 8th
Total Offense314.3	/ 74th / 9th
Scoring Offense20.0	/ 75th / 8th
Sacks Allowed1.8	/ 56th / 6th
Rushing Defense161.8	/ 77th / 9th
Passing Efficiency Defense128.06	/ 74th / 8th
Passing Defense140.7	/ 5th / 1st
Total Defense302.5	/ 35th / 5th
Scoring Defense22.8	/ 58th / 8th
Sacks By2.1	/ 39th / 5th
Net Punting32.8	/ 68th / 8th
Punt Returns7.0	/ 70th / 6th
Kickoff Returns24.3	/ 8th / 2nd
Turnover Margin- .57	/ 84th / 9th

INDIVIDUALS (NCAA TOP 50/CAA TOP 10)

RushingJustin Thorpe / 58.2	/ 72nd / 7th
PuntingMatt Goff / 39.0	/ 38th / 5th
Punt ReturnsScotty McGee / 5.4	/ 50th / 5th
Kickoff ReturnsScotty McGee / 29.4	/ 2nd / 2nd
SacksArthur Moats / 1.0	/ 7th / 1st
TacklesArthur Moats / 8.4	/ 59th / 6th
Tackles for LossArthur Moats / 2.5	/ 1st / 1st
Sam Daniels / 1.2	/ 47th / 7th

6-6-6-6

Duncan caught six passes for 99 yards and two touchdowns while Graves registered five tackles, including a sack, and returned an interception 90 yards for a touchdown to end the first half. Butler not only rushed for 82 yards but also returned a kickoff 89 yards for a touchdown to open the second half. The return for a touchdown was the third of his career and helped him set a new school record in that category.

LAST TIME OUT FOR JAMES MADISON

Dukes Drop Fourth Straight with 24-3 Setback at William & Mary

WILLIAMSBURG, Va. (Oct. 24, 2009) - Jonathan Grimes rushed for a career-high 158 yards and scored a touchdown to help the fifth-ranked William and Mary football team earn a 24-3 victory against James Madison in front of a sold-out crowd at Zable Stadium on Homecoming Saturday.

W&M improved to 6-1 overall and equalled the program's best record through seven games since 1998 and secured the program of its 20th winning season in head coach Jimmye Laycock's 30 years on campus.

While the Tribe piled up 258 yards on the ground, QB R.J. Archer also came up big with a pair of touchdown passes and completed 15-of-22 passes. Senior TE Rob Varno led the College with five catches for 46 yards and a touchdown, while TE Alex Gottlieb recorded a pair of catches for 41 yards and hauled in his first career touchdown.

James Madison (2-5, 0-4 CAA), which lost its fourth straight game for the first time since 2002, managed just 15 first downs and 226 yards on the day, losing yards on 11 plays for the game. Dukes QB Justin Thorpe ran for a team-high 76 yards and completed 7 of 17 passes for 66 yards but was sacked three times.

W&M was especially tough against JMU's passing attack and allowed just 66 yards through the air. JMU's three points were the fewest allowed by the Tribe this season and least amount by

After forcing JMU to three-and-outs on two of its first three possessions, W&M got on the scoreboard first when Archer rolled out to the right side and found Varno open on a 9-yard touchdown strike with 3:26 left in the opening quarter. Varno's score capped off a quick 3-play, 69-yard drive that lasted just 1:15 and was highlighted by an electric 61-yard run down the Tribe sideline by Grimes.

The Dukes answered the Green and Gold's touchdown with a 9-play, 40-yard drive that culminated with a career-long 44-yard field goal by Dixon Wright early in the second quarter.

While neither team was able to generate much offense for much of the remainder of the half, the Tribe increased its lead to 10-3 when senior place-kicker Brian Pate made a 34-yard field goal as time expired to push the lead to 10-3 at halftime.

W&M outgained the Dukes 172-91 in the first half and held JMU to just 25 yards passing. Additionally, the Tribe limited JMU to just 2.1 yards per carry (31 rushes for 66 yards). Conversely, the College totaled 120 yards rushing on 15 carries for an average of 8.0 yards per attempt.

HEAD COACHES



DELAWARE: K.C. Keeler (Delaware '81)...8th season at Delaware (61-36, .629); 17th season overall (149-57-1, .722)...3-3 all-time vs. James Madison, including a 3-0 mark at Delaware Stadium...35-28 (.555) all-time in conference games...owns a record of 57-15 (.735) all-time at Delaware Stadium as a player and a coach, including a mark of 40-14 (.741) as a head coach at Delaware...two-time Maxwell Club Tri-State Coach of the Year...has led Delaware to three NCAA Division Football Championship Subdivision playoff appearances...led UD to 2003 NCAA national title, 2007 NCAA runner-up finish, and 2004 NCAA quarterfinal appearance...led team to Atlantic 10 Conference titles in 2003-2004...standout linebacker for Delaware's NCAA Division II national title team under his predecessor Tubby Raymond in 1979....29-9 (.764) all-time in NCAA playoff action (10-0 in first round games).

- over for more -

DELAWARE FOOTBALL GAMES NOTES • DELAWARE VS. JAMES MADISON • OCT. 31, 2009

7-7-7-7



JAMES MADISON: Mickey Matthews (West Texas State '76)...78-51 (.604) in his 11th season at James Madison and overall...51-36 (.586) in conference play...4-6 all-time vs. Delaware, including a 3-3 mark vs. Delaware head coach K.C. Keeler...0-4 all-time at Delaware Stadium...has led JMU to five straight winning seasons and three straight NCAA Tournament appearances...has led JMU to five NCAA Tournament appearances overall, including winning the 2004 NCAA title and advancing to the semifinals in 2008...served as linebackers coach at the University of Georgia before taking over JMU head coaching position in 1999.

2008 RECORDS

Delaware: 4-8 Overall, 2-6 in Colonial Athletic Association (5th Place, South Division)

James Madison: 12-2 Overall, 8-0 in Colonial Athletic Association (1st Place, South Division); NCAA Division I FCS semifinals

BLUE HEN TRUE FRESHMEN CONTINUE TO SHINE

True freshmen are playing a vital role in the success of the Blue Hens this fall. A total of 10 true freshmen have seen action in the first seven games, including WR **Rob Jones** who has started four games. Other true freshmen who have seen action are RB **Leon Jackson**, LB **Mike Hirt**, DB **Kasseim Everett**, LB **Carl Smith**, DB **Ricky Tunstall**, LB **Cazavious Ray**, K **Jason Bilotti**, CB **Tim Breaker**, DT **Irvin Titre**, and LB **Corey Olsen**. Jones is the Hens' fourth leading receivers with 16 catches for 180 yards (10.0 avg.) and two touchdowns, Jackson is No. 2 on the team in rushing with 272 yards (3.3 avg.) and six touchdowns, Titre is in the two-deep mix on the defensive line, and Everett, Tunstall, Ray, and Breaker are all playing key roles on special teams. Tunstall also recorded his first career interception vs. Maine.

INJURY UPDATE

Senior linebacker/defensive end **Matt Marcorelle**, who has been beset by injuries throughout his career at Delaware, was dealt another setback recently. The three-time captain had successful surgery on his ankle Sept. 23 in Baltimore and will miss the rest of the season. He could be eligible for a sixth-year of competition should he apply to the NCAA due to his history of injuries, including missing all but two games of the 2006. Marcorelle, an All-American and two-time All-Colonial Athletic Association selection, has seen limited action in three games this season and recorded one tackle.

Junior cornerback **Tyrone Grant** (hamstring) missed three weeks and all but one play vs. Towson with a hamstring injury suffered vs. Delaware State Sept. 12 but should return this week vs. James Madison. WR **Mark Schenauer** (leg vs. William A& Mary) and WR **Rob Jones** (hip vs. Maine) have also suffered injuries that have forced them to miss recent games but both are expected back this week. TE **Colin Naugle** (knee) left the Massachusetts game and missed the Towson game. He is not expected back this week vs. JMU.

Senior TE **Josh Baker** (ankle) and junior DB **Sean Scanlon** (shoulder) are both out for the season with injuries. Baker, who missed the entire 2008 season due to a suspension, suffered a season-ending knee ligament injury in the first half of the season opener Sept. 4 vs. West Chester. Baker, who caught three passes for 33 yards, including a seven-yard touchdown reception in that West Chester game, is expected to apply to the NCAA for a sixth year of eligibility. Scanlon, who has played quarterback and safety at Delaware, played in the first two games this season but an existing shoulder injury needed surgery.

DELAWARE STILL OWNS NATION'S TOUGHEST SCHEDULE

For the third straight week, Delaware's schedule ranks as the toughest in the nation at the NCAA Division I FCS level. Delaware's past and future opponents own a combined winning percentage of .615 to put the Blue Hens first in the nation. Lehigh is at No. 2 with a mark of .594 followed by Towson, Dartmouth, Villanova, William & Mary,

- over for more -



DELAWARE HEAD COACH

K.C. KEELER

Kurt Charles "K.C." Keeler
 Born: July 26, 1959
 Hometown: Emmaus, Pa.
 Family: Wife, Janice; Daughter, Kate (20), son Jackson (18)
 College: Delaware '81, Rowan '86 (Masters)

YEAR BY YEAR COACHING RECORD

ROWAN COLLEGE

1993	11-2	NCAA III Runner-Up New Jersey Athletic Conf. Champ.
1994	6-3	
1995	10-3-1	NCAA III Runner-Up/NJAC Champ.
1996	10-3	NCAA III Runner-Up
1997	11-1	NCAA III Semifinals/NJAC Champ.
1998	10-3	NCAA III Runner-Up
1999	12-2	NCAA III Runner-Up
2000	7-2	
2001	11-2	NCAA III Semifinals/NJAC Champ.

Totals: 88-21-1 .804 (9 seasons)

UNIVERSITY OF DELAWARE

2002	6-6	4-5 (6th)
2003	15-1	8-1 (1st) NCAA I-AA National Champion Atlantic 10 Champion
2004	9-4	7-1 (1st) NCAA I-AA Quart./A-10 Champ.
2005	6-5	3-5 (3rd)
2006	5-6	3-5 (4th)
2007	11-4	5-3 (3rd) NCAA FCS Runner-Up
2008	4-8	2-6 (5th)
2009	5-2	3-2

Totals 61-36 .629 (8 seasons) (37-28, .569 CAA)

Overall 149-57-1 .759 (17 seasons)

QUICK NOTES

- 57-15 (.792) all-time at Delaware Stadium as player and coach, including 40-14 (.741) as a head coach
- 29-9 (.764) in NCAA playoff action, including a 10-0 mark in first round games
- One of six current CAA head coaches who are serving as head coach of their alma mater, joining Jimmye Laycock (William and Mary), Jack Cosgrove (Maine), Sean McDonnell (UNH), Rob Ambrose (Towson), and Mike London (Richmond)

DELAWARE FOOTBALL GAMES NOTES • DELAWARE VS. JAMES MADISON • OCT. 31, 2009

8-8-8-8

Georgetown, Northeastern, Lafayette, and Georgia Southern in the Top 10. This week's opponent James Madison ranks No. 11 with a mark of .557. Of the Top 20 toughest schedules, 10 belong to teams in the Colonial Athletic Association.

SCORING STREAK REACHES 167...AND COUNTING

Delaware extended its streak of scoring a point to 167 straight games in the 49-21 win over Towson on Oct. 17. Delaware has not been shutout in any game since falling at Villanova 27-0 back in 1996 and have not been held off the scoreboard at home a Delaware Stadium since suffering a 24-0 setback to Holy Cross way back on Nov. 12, 1983 (a streak of 171 straight games). The current scoring streak breaks the previous UD record of consecutive games scoring a point of 154 set in 1983-98. Delaware's streak of consecutive road games scoring a point now stands at 77 games. During the streak, the Hens have scored 30 or more points 75 times (45 percent of the time). The current streak ranks No. 3 among Colonial Athletic Association teams, trailing only Massachusetts (171) and New Hampshire (168). Below are the current scoring streaks for all 12 CAA team.

1. Massachusetts - 173; 2. New Hampshire - 168; 3. **Delaware** - 167; 4. William & Mary - 132; 5. Villanova - 62; 6. Towson - 36; 7. Maine - 28; 8. Richmond - 20; 9. Northeastern - 11; 10. Rhode Island - 8; 11. Hofstra - 5; 12. **James Madison** - 1.

QUICK MILESTONES

- Senior WR **Mark Duncan** has caught at least one pass in 31 straight games over three seasons, tied for the second longest streak in school history (record is 38 by Eddie Conti in 1996-98). Duncan ranks No. 5 on UD career reception list with 160 (4 shy of No. 4 Justin Long who had 164 in 2002-04) and ranks No. 6 on receiving yardage list with 1,993 (7 shy of 2,000 and 115 shy of No. 5 spot of 2,108 by David Boler in 2002-04). His 79-yard pass reception from Pat Devlin vs. Main on Oct. 3 marked the 10th longest pass play in school history and his second longest after an 84-yard reception from Joe Flacco vs. Richmond in 2007.
- Junior OT **Kevin Uhl** is slated to make his team-best 23rd straight start this week vs. James Madison.
- Delaware has gone 202 straight punt attempts without having a kick blocked since 2005 (William & Mary). The streak covers 46 games.
- Kicker **Jon Striefsky** has connected on 33 career field goals, breaking the UD career record of 32 previously set by **Brad Shushman** in 2002-04 and **Sean Leach** in 1994-97
- Delaware Assistant Director of Athletics and Sports Information Director **Scott Selheimer** will cover his 221st straight UD football game this week. He has staffed every game - home and away - since the 1993 opener.

BLUE HENS AMONG ACTIVE NCAA STATISTICS LEADERS

Several current Blue Hen players rank among the active career leaders among all NCAA FCS players in several statistics. Below are the top Hens.

- K Jon Striefsky** - No. 4 in field goal pct. (.767); No. 11 in field goals (33)
- LB Matt Marcorelle** - 5th in forced fumbles (7)
- FS Charles Graves** - 9th in career interceptions (10)
- WR Mark Duncan** - 14th in career receptions (160)
- KR Jerry Butler** - 6th in career kickoff return avg. (25.6)

- over for more -

K.C. KEELER CAREER HIGHLIGHTS

- Three-year standout linebacker at UD...led Blue Hens to NCAA II national title in 1979 and national runner-up finish in 1978...three-year mark of 32-7 under Hall of Fame coach Tubby Raymond...six career interceptions
- Led Rowan to seven trips to NCAA Division III playoffs in nine seasons...team advanced to championship game five times...team won four conference titles...two-time N.J. Athletic Conference Coach of the Year (1995, 1997)
- Has led Delaware to three NCAA I-AA (now FCS) playoff appearances in six seasons, including leading 2003 team to NCAA I-AA national title with a 15-1 record...2007 team went 11-4 and advanced to the FCS national championship game...team won two Atlantic 10 Conference (now Colonial Athletic Association) titles (2003, 2004)...named 2003 and 2007 Maxwell Club Tri-State Coach of the Year...signed 10-year contract extension in June, 2007 that keeps him at UD through the 2017 season.

K.C. KEELER BY THE NUMBERS

(at Delaware, 2002-Present)

Overall Record	61-36 (.629)
Conference Record	37-28 (.569)
Non-League Record	24-8 (.750)
vs. NCAA I FBS Opponents	2-2 (.500)
vs. NCAA I FCS Opponents	51-34 (.600)
vs. NCAA II Opponents	8-0 (1.000)
vs. CAA (non-league)	1-2 (.333)
vs. Gateway Conference	4-0 (1.000)
vs. Southern Conference	3-3 (.500)
vs. Patriot League	4-0 (1.000)
vs. Northeast Conference	2-1 (.667)
vs. Mid-Eastern Athletic Conf.	2-0 (1.000)
vs. Top 25 Opp. (FCS)	20-15 (13-6 at home)
vs. Top 10 Opp. (FCS)	13-9 (8-5 at home)
Record at Delaware Stadium	40-14 (.741)
Record on Road/Neutral	21-22 (.488)
NCAA Tournament Games	8-2 (.800)
Night Games	23-8 (.742)
Day Games	38-28 (.576)
Overtime Games	3-3 (.500)
In August	2-1 (.667)
In September	21-9 (.700)
In October	19-12 (.613)
In November	14-12 (.560)
In December	5-2 (.714)
Less Turnovers Than Opponent	37-9 (.804)
Delaware Scores First	46-12 (.793)
Leading or tied at Halftime	55-11 (.833)
Trailing at Halftime	5-25 (.167)
Leading or tied Heading Into 4th Q.	53-11 (.828)
Gaining More or = Yards than Opp.	53-12 (.815)

DELAWARE FOOTBALL GAMES NOTES • DELAWARE VS. JAMES MADISON • OCT. 31, 2009

9-9-9-9

NOT MANY FLAGS AGAINST US

The Blue Hens are certainly playing a clean game this season. Delaware has committed just 31 penalties for 301 yards in seven games, good for averages of 4.43 penalties and 43.0 yards per game.

Delaware ranks among the national leaders for fewest penalties and enter this week's game at James Madison ranked No. 4 in penalties (Bucknell leads at 3.57 per game) and No. 15 in penalty yardage (Villanova leads at 34.38 yards per game).

HOME SWEET HOME

Delaware boasts one of the top home-field advantages in all of college football. Not only do Blue Hen fans pack Delaware Stadium each week - helping UD become the only NCAA FCS team in the nation to average 20,000 or more fans per regular season home game each of the last 10 seasons - they see consistently winning football. Delaware has posted an impressive record of 40-13 (.755) in eight seasons under **K.C. Keeler** at Delaware Stadium - among the top marks at any division of college football.

Of the 13 losses, six have come by six points or less. The Hens have scored more than 20 points in all but seven of those 53 games. Delaware has won 12 of its last 17 home games and is 269-85-4 (.758) in 58 seasons all-time at Delaware Stadium, including a mark of 17-5 with five straight wins in the post-season.

NEW LOOK AT DELAWARE STADIUM


The main (west) entrance to Delaware Stadium got a face-lift this season as fans coming to the Delaware State game Sept. 19 witnessed the addition of seven new banners that fly from the top of the stadium. Large action shots of former Blue Hen greats **Chuck Hall, Conway Hayman, Rich Gannon, Daryl Brown, Eddie Conti, and Joe Flacco** as well as a banner listing all of the Blue Hen national championships, Lambert Cup titles, and ECAC Team of the Year crowns dominate the facade.

Additional banners and other updates are expected later this season and into the future. The banners were produced by Sports Graphics Inc. in Indianapolis, Ind.



FIVE BLUE HENS IN THE NATIONAL FOOTBALL LEAGUE THIS FALL

Delaware football has three former standouts competing on the field and two on practice squads in the National Football League this fall. In addition to QB **Joe Flacco**, now in his second season as the Ravens' starting quarterback after leading the team to the AFC title game, TE **Ben Patrick** is in his third season as a backup with the Super Bowl runner-up Arizona Cardinals, and DB **Mike Adams** is now in his sixth NFL season as a part-time starting safety, including his third year with the Cleveland Browns.



(Photo by Mark Campbell)

In addition to those three, TE **Robbie Agnone** (New England Patriots) and DE **Ronald Talley** (Green Bay Packers) are members of practice squads.

Flacco enjoyed an outstanding rookie season in 2008 when he was named the Diet Pepsi NFL Rookie of the Year in fan voting after throwing for 2,971 yards and 14 touchdowns in leading the Ravens to an 11-5 record and a berth in the AFC title game.

Patrick, who missed the first four games of the 2009 season due to a suspension, caught 11 passes for 104 yards during the regular season and added a touchdown catch in the Super Bowl last season.

Adams posted 44 tackles and two interceptions for the Browns a year ago and has now appeared in 71 career games.

NFL Updates:

Joe Flacco (Baltimore/at left) - Ravens (3-3) did not play this week but return to action this Sunday at home vs. undefeated Denver. Has completed 145 of 225 passes for 1,674 yards and 11 touchdowns with just five interceptions this season.

Mike Adams (Cleveland) - Had one tackle in Cleveland's 31-3 loss at home to Green Bay Sunday. Has played in all seven games and recorded 21 tackles this season. The Browns (1-6) travel to Chicago this Sunday.

Ben Patrick (Arizona) - Had two catches for 14 yards in Arizona's 24-17 win over the New York Giants Sunday night. After missing the first four games due to suspension, has played in the last two games and caught three passes for 24 yards. Arizona (4-2) hosts Carolina this Sunday.

FORMER STANDOUT IVORY SULLY AMONG SELECTIONS FOR 2009 UD ATHLETICS HALL OF FAME

Ivory Sully, a standout running back for powerhouse University of Delaware football teams in 1976-78 under Tubby Raymond and a nine-year veteran of the National Football League, is one of eight selections into the UD Athletics Hall of Fame. Sully will join a cast of greats during the induction ceremony on Nov. 6 at the Bob Carpenter Center. The group will also be recognized at halftime of Delaware vs. Hofstra football game No. 7 at Delaware Stadium.

- over for more -

DELAWARE FOOTBALL GAMES NOTES • DELAWARE VS. JAMES MADISON • OCT. 31, 2009


10-10-10-10

Sully (*at right*) will be joined by all-time leading soccer goal-scorer **Mike Biggs**, All-American field hockey standout **Jodi Byrd**, record-setting softball pitcher **Patty Freeman**, the first UD women's soccer Hall of Fame inductee in high-scoring forward **Beth Hatt**, former UD baseball slugger and current head coach **Jim Sherman**, long-time men's cross country and track and field head coach **Dr. Ken Steers**, and former golf and track and field standout **Ron Watson**. Steers and Watson will be honored posthumously.

A native of Leonia, N.J., Sully followed a spectacular college career at UD with a solid nine-year tenure in the NFL that included playing in Super Bowl XIX. He helped lead UD teams to a combined mark of 24-10-2, two ECAC Team of the Year Awards, and a runner-up finish at the 1978 NCAA Division I championship game. He led that 1978 team in rushing with 730 yards and four touchdowns and finished his career ranked among the school's all-time leaders with 1,359 yards.

He signed as a free agent with the NFL and played nine seasons with the Los Angeles Rams, Tampa Bay Buccaneers, and Detroit Lions.

He became the first UD football player to participate in the Super Bowl when the Rams played the Steelers in 1980. He currently resides in Anaheim, Calif with his wife Sylvia, daughters Amber and Megan, and son Jacob. He has served as Vice-President of Licensing and International Business for Pelle Pelle, Inc., a clothing manufacturer, since 2001.



TOUGH ROAD AHEAD FOR HENS IN CAA

If there was ever any question that the Colonial Athletic Association is the strongest conference in the country, there can be no doubt this season. CAA teams are not only dominating the NCAA Division I FCS competition, but stepping up a level and consistently defeating NCAA Football Bowl Subdivision opponents.

CAA teams have posted a record of 22-12 (.647) in non-league action, including wins by William & Mary over Virginia (26-14 on Sept. 5), by Villanova over Temple (27-24 on Sept. 3), by Richmond over Duke (24-16 on Sept. 5), and by New Hampshire over Ball State (23-16 on Sept. 12). Among the close calls was James Madison's 38-35 overtime loss to Maryland (Sept. 12) and Massachusetts' 21-17 setback at Kansas State (Sept. 5).

Still not convinced? Check out the latest The Sports Network Top 25 poll.

Six CAA teams appeared in last week's The Sports Network led by No. 1 Richmond, No. 4 Villanova, No. 5 William & Mary, No. 9 New Hampshire, No. 14 Massachusetts, and No. 19 Delaware. James Madison also earned votes.

BLUE HENS PICK 2009 CAPTAINS

University of Delaware head coach **K.C. Keeler** went a different route this season when selecting his team captains for the 2009 season. In the past, the team would vote for captains at the end of spring practice. This season, however, Keeler waited until the final week of pre-season drills to have his team make the choice. A trio of seniors in offensive lineman **Corey Nicholson**, senior safety **Charles Graves**, and senior linebacker **Matt Marcorelle** were selected from a vote of the team on Saturday.

Marcorelle, from Fort Pierce, Fla., becomes the first three-time team captain in school history. Graves (Raleigh, N.C.) and Marcorelle have each earned All-American honors during their careers while Nicholson (Frederick, Md.) is a third-year starter this fall.

SEASON TICKET COUNT IMPRESSIVE ONCE AGAIN

University of Delaware football fans continued to show their loyalty during the off-season as they once again surpassed the 10,000 mark by purchasing 10,121 season ticket packages. Delaware Stadium has drawn an average of 20,000 fans per regular season home game each of the last 10 seasons (capacity is 22,000), becoming the only NCAA FCS school to accomplish that feat. Delaware drew a sellout crowd of 22,006, including over 6,000 students, to the season opening win over West Chester at Delaware Stadium. The Blue Hens have now drawn 20,000 or more fans in 43 straight regular season game since the 2002 campaign.

HENS RANK NO. 3 IN NCAA DIVISION I FCS ATTENDANCE:

After four home games at Delaware Stadium this season, Delaware is averaging 21,356 fans per game, tops among all Colonial Athletic Association schools and No. 3 nationally in the FCS. Montana leads the nation at 25,717 followed by Appalachian State (25,321), and Delaware. The next highest CAA team is James Madison at No. 7 (16,029). Delaware has had two sellouts so far this season, drawing 22,006 for the season opener vs. West Chester on Sept. 4 and a season-high 22,034 on Oct. 10 vs. Massachusetts.

BEEN AROUND THE BLOCK A FEW TIMES

Few college teams in the country can boast the vast coaching experience of Delaware's offensive and defensive coordinators. Blue Hen defensive leader **Nick Rapone** and first year offensive head man **Jim Hoffer** have combined for an incredible 56 years of college coaching experience - each with 28 campaigns under their belts - including 20 years as coordinators. Hoffer served as head coach at his alma mater, Cornell, in 1990-97 and at Buffalo in 2001-05. Together they have coached over 600 games on the college level. If you include the entire UD coaching staff, including head coach **K.C. Keeler**, the group has 203 years of college coaching experience.

GETTING THE JOB DONE IN THE CLASSROOM TOO

The 2009 University of Delaware roster not only features some talented athletes, but also some accomplished students. Seventeen members of this year's squad carry a 3.0 or better grade point index with defensive back **Josh Ulrich**, deep snapper **Zack Reed**, tight end **Trevor Mooney**, wide receiver **Mark Mackey**, and linebacker **Andrew Harrison** all potential candidates for CoSIDA Academic All-American honors.

2009 PRE-SEASON BLUE HEN HONORS

FS Charles Graves

- College Sporting News Pre-Season 3rd team All-American
- The Sports Network Pre-Season 2nd team All-American
- Sporting News Pre-Season All-American
- TSN Buck Buchanan Award Watch List
- Pre-Season 1st team All-Colonial Athletic Association
- Athlon Magazine Pre-Season All-American

- over for more -

DELAWARE FOOTBALL GAMES NOTES • DELAWARE VS. JAMES MADISON • OCT. 31, 2009

11-11-11-11

CB Anthony Walters

- College Sporting News Pre-Season 1st team All-American

TE Josh Baker

- College Sporting News Pre-Season Honorable Mention All-American

LB Matt Marcorelle

- Pre-Season 1st team All-Colonial Athletic Association

A DARN GOOD DECADE

Delaware has posted an overall record of 77-44 (.636) this decade, including a mark of 47-34 (.580) in conference play under coaches Tubby Raymond (2000-01) and K.C. Keeler (2002-Present). During the decade, the Hens have captured three Atlantic 10 titles (2000, 2003, 2004), three Lambert Cup titles (2000, 2003, 2007), three ECAC Team of the Year Awards (2000, 2003, 2007), made four trips to the NCAA I-AA (now FCS) Tournament (11-3 record), advanced to the NCAA I FCS championship game twice, and captured the 2003 NCAA I-AA national title.

CONFERENCE SUCCESS

The name of the Blue Hens' conference affiliation changed to the Colonial Athletic Association from the Atlantic 10 prior to the 2007 season, but the 12 teams stayed the same. Delaware is maintaining its outstanding success in league play just the same. Delaware is currently playing its 24th season in the CAA (originally the Yankee Conference before becoming the Atlantic 10 in 1997) this fall.

Delaware has been the pride of the CAA since joining the league in 1986, capturing its 100th conference victory in 2003 with a 51-45 overtime win over UMass. The Blue Hens, who are now 124-66 (.652) overall in league play since joining the conference in 1986, have won eight CAA/A-10 titles (1986-88-91-92-95-2000-2003-2004).

The .652 winning percentage is tops among the 12 league schools with Massachusetts (.641) the only other team that has won more than 60 percent of its league games all-time.

CAA Games Winning Percentage

All-Time - League Games

1. Delaware	124-66	.652
2. Massachusetts	228-127-4	.641
3. Villanova	104-72	.591
4. William & Mary	79-55	.589
5. James Madison	77-58	.570

Last 10 Seasons - All Games

1. Massachusetts	75-41	.646
2. Delaware	77-44	.636
3. Villanova	71-42	.628
4. New Hampshire	71-45	.612
5. James Madison	70-47	.598

A BLUE HEN IN THE WHITE HOUSE

When U.S. President **Barack Obama** and running mate, former Delaware Senator **Joe Biden**, won the 2008 presidential election last November, it was big news. And even bigger news for the citizens of Delaware and those affiliated with the University of Delaware.

Biden is a 1965 graduate of the University of Delaware with degrees in history and political science and played on the Blue Hen freshman football team in 1961 under head coach Scotty Duncan. Biden, a member of the UD Wall of Fame and an ardent Delaware football fan, considered himself "a half-baked halfback" during his brief UD football career.

Biden met with head coach **K.C. Keeler** and members of the team last Sept. 19 when Biden's plane was parked on the same tarmac as the Delaware charter at New Castle County (Del.) prior to its trip to Furman. Biden later made an appearance at the Blue Hens' game vs. Maine at Delaware Stadium on Oct. 11 and received a rousing applause while being mobbed by well-wishers.

And a visit to Delaware Stadium for a Blue Hen football game this season by the Vice-President is always a possibility.

WHEN WAS THE LAST TIME?

RUSHING

100-YARDS RUSHING: David Hayes vs. Maine, 2009 (106 yards)

100-YARDS RUSHING BY A QUARTERBACK: Andy Hall vs. Hofstra, 2003 (159)

150-YARDS RUSHING: Junior Jabbie vs. Hofstra, 2008 (155)

200-YARDS RUSHING: Omar Cuff vs. Delaware State, 2007 (288)

BACK TO BACK 100-YARD GAMES: Omar Cuff, 2007 (Delaware St./N. Iowa/S. Illinois)

TWO PLAYERS RUSH FOR 100 YARDS: Omar Cuff (116), Danny Jones (121) vs. West Chester, 2005

THREE PLAYERS RUSH FOR 100 YARDS: Leo Hamlett, Pat Williams, and Kai Hebron vs. James Madison, 1995

SCORED THREE RUSHING TOUCHDOWNS: Leon Jackson vs. Towson, 2009 (3)

SCORED FOUR RUSHING TOUCHDOWNS: Omar Cuff vs. Delaware State, 2007 (4 TDs)

SCORED FIVE RUSHING TOUCHDOWNS: Omar Cuff vs. William and Mary, 2007 (6 TDs)

50-YARD RUN: Johnathon Smith, 62 yards vs. W. Chester, 2008

75-YARD RUN: Andy Hall vs. Hofstra, 2003 (85 yards; TD)

25 CARRIES: Junior Jabbie, 31 carries vs. Hofstra, 2008

30 CARRIES: Junior Jabbie, 31 carries vs. Hofstra, 2008

40 CARRIES: Omar Cuff, 48 carries vs. Richmond, 2007

PASSING

20 COMPLETIONS: Pat Devlin vs. Maine, 2009 (21)

30 COMPLETIONS: Pat Devlin vs. William & Mary, 2009 (33)

40 COMPLETIONS: Joe Flacco vs. Appalachian State, 2007 (48)

40 ATTEMPTS: Pat Devlin vs. William & Mary, 2009 (49)

50 ATTEMPTS: Joe Flacco vs. New Hampshire, 2007 (51)

- over for more -

DELAWARE FOOTBALL GAMES NOTES • DELAWARE VS. JAMES MADISON • OCT. 31, 2009

12-12-12-12

300-YARDS: Pat Devlin vs. Maine, 2009 (329)

400-YARDS: Joe Flacco vs. Navy, 2007 (434)

3 TD PASSES: Pat Devlin vs. Massachusetts, 2009 (4)

4 TD PASSES: Pat Devlin vs. Massachusetts, 2009 (4)

50-YARD PASS: Pat Devlin to Mark Duncan vs. Maine, 2009 (79td)

75-YARD PASS: Pat Devlin to Mark Duncan vs. Maine, 2009 (79td)

RECEIVING

10 RECEPTIONS: Rob Jones vs. William & Mary, 2009 (10)

100-YARDS RECEIVING: Mark Duncan vs. Massachusetts, 2009 (106)

200-YARDS RECEIVING: Courtney Batts vs. West Chester, 1994 (204)

TWO PLAYERS RECEIVING FOR 100 YARDS: Aaron Love (107) and Mark Duncan (101) vs. New Hampshire, 2007

100-YARDS RECEIVING BY A RUNNING BACK: Omar Cuff vs. Hofstra, 2005 (105)

3 TOUCHDOWN RECEPTIONS: Eddie Conti vs. William & Mary, 1995 (3)

INTERCEPTIONS

3 INTERCEPTIONS: Dan Mulhern vs. Rhode Island, 1999 (3)

INTERCEPTION FOR A TD: Charles Graves vs. Towson, 2009 (90 yards-td)

OPPONENT INTERCEPTION FOR TD: Jerome Strums, Delaware State, 2009 (71 yards)

TACKLES

10 TACKLES: Charles Graves vs. William & Mary, 2009 (12)

15 TACKLES: Erik Johnson vs. Navy, 2007 (20)

20 TACKLES: Erik Johnson vs. Navy, 2007 (20)

KICK/PUNT RETURNS

KICKOFF RETURN FOR A TD: Jerry Butler vs. Towson, 2009 (89)

KICKOFF RETURN FOR A TD IN CONSECUTIVE GAMES: Jerry Butler vs. James Madison (94) and Towson (98), 2008

RETURNED OPENING KICKOFF FOR TD: Ricardo Walker vs. William & Mary, 2002 (95) - 1st in school history

OPPONENT KICKOFF RETURN FOR TD: Craig Turner, Southern Illinois, 2007 (88)

PUNT RETURN FOR A TD: Sidney Haugabrook vs. Navy, 2004 (65)

PUNT RETURN FOR A TD (BLOCKED PUNT): Sean Bleiler vs. S. Illinois, 2003

OPPONENT PUNT RETURN FOR A TD: Scotty McGee, James Madison, 2008 (64)

FUMBLE RECOVERY FOR A TD: Marcus Burley vs. Massachusetts, 2009 (42)

OPPONENT FUMBLE RECOVERY FOR TD: Jordan Stevens (Maine), 2008 (35 yards)

KICKING/PUNTING

50-YARD FIELD GOAL: Sean Leach vs. Northeastern, 1995 (50)

40-YARD FIELD GOAL: Jon Striefsky vs. Albany, 2008 (43)

KICKED THREE FIELD GOALS IN A GAME: Jon Striefsky vs. Massachusetts, 2009 (3)

60-YARD PUNT: Stuart Kenworthy vs. Hofstra, 2008 (62)

MISCELLANEOUS

SAME PLAYER OVER 200 YARDS PASSING AND 100 YARDS RUSHING:

Dale Fry vs. West Chester, 1993 (259 pass, 116 rush); Bill Vergantino vs. James Madison, 1991 (239 pass, 121 rush); Tom DiMuzio vs. Bucknell, 1969 (205 pass, 118 rush)

SAME PLAYER OVER 100 YARDS RUSHING AND 100 YARDS RECEIVING: Nate Beasley vs. Lehigh, 1975 (109 pass, 118 rush)

TEAM SCORING

DELAWARE SCORED 50 POINTS: 56 vs. Richmond, 2007 (5 OT)

DELAWARE FAILED TO SCORE A POINT: By Villanova, 1996 (lost 27-0); Current Streak: 167 games

DELAWARE FAILED TO SCORE A TOUCHDOWN: By William & Mary, 2008 (lost 27-3); Current Streak: 12 games

DELAWARE SCORED LESS THAN 10 POINTS: 27-3 loss vs. William & Mary, 2008; Current Streak: 9 games

DELAWARE RECORDED A SHUTOUT AT HOME:

West Chester, 2009 (35-0); Current Streak: 3 games

DELAWARE RECORDED CONSECUTIVE SHUTOUTS AT HOME: Rhode Island (35-0), The Citadel (38-0), W. Chester (84-0), and Northeastern (42-0), 1999-2000

DELAWARE RECORDED A SHUTOUT ON ROAD: Hofstra, 2008 (17-0) Current Streak: 5 games

DELAWARE RECORDED A SHUTOUT IN THE POST-SEASON: Note: Colgate, 12/19/03 (40-0) in Chattanooga, Tenn. in NCAA I-AA Championship (Neutral site)

SHUTOUT ON ROAD: By Villanova, 1996 (27-0 loss) - ended streak of 145 straight scoring; Streak: 77 games

SAFETIES

DELAWARE RECORDED A SAFETY: vs. Richmond, 2009 (Punter Brian Radford kicked bad snap out of end zone)

OPPONENT RECORDED A SAFETY: Rhode Island, 2007 (Joe Flacco intentional grounding penalty in end zone)

LAST SECOND PLAYS

DELAWARE WON A GAME ON THE LAST PLAY OF REGULATION: Delaware def. West Chester 33-31, Sept. 20, 1986 (Fred Singleton 3-yard run)

DELAWARE WON A GAME ON A LAST SECOND FIELD GOAL IN REGULATION: Delaware def. Massachusetts 37-34, Oct. 10, 1987 (28-yard FG by Don O'Brien with :07 left); Delaware def. Maine 24-21, Nov. 1, 2003 (36-yard field goal by Brad Shushman in OT)

DELAWARE LOST A GAME ON A LAST SECOND FIELD GOAL IN REGULATION: Northeastern def. Delaware 27-24, Oct. 7, 2006 (35-yard FG by Mat Johnson with :00 left)

DELAWARE LOST A GAME ON A LAST SECOND FIELD GOAL IN REGULATION (POST-SEASON): McNeese State def. Delaware 23-21 in NCAA I-AA semifinals, Dec. 13, 1997 (31-yard FG by Shonz LaFrenz with :05 left)

BLUE HEN INDIVIDUAL CAREER STATISTICS / CAREER-HIGHS

#17 QB PAT DEVLIN • JR.

Career	Category	'09 Season
33 (WM '09)	Completions	33 (WM)
49 (WM '09)	Attempts	49 (WM)
329 (Maine '09)	Passing Yards	329 (Maine)
4 (UMass '09)	TDs	4 (UMass)
1 (3 times '09)	Int.	1 (3 times)
79 (Maine '09)	Long Pass	79 (Maine)
11 (WM '09)	Carries	11 (WM)
49 (Towson '09)	Rushing Yards	49 (Towson)
2 (DSU '09)	TDs	2 (DSU)
18 (Towson '09)	Long Run	18 (Towson)

Career (at Delaware): 7 games, 7 starts (5-2 W/L), 128 for 196 (.653) for 1,663 yards, 13 TDs, 3 Int., 48 carries, 138 yards, 2.9 avg., 4 TDs

3 QB SEAN HAKES • JR.

Career	Category	'09 Season
2 (WC '09)	Completions	2 (WC)
5 (WC '09)	Attempts	5 (WC)
13 (WC '09)	Passing Yards	13 (WC)
-	TDs	-
7 (WC '09)	Long Pass	7 (WC)
2 (WM '08)	Carries	1 (WC)
-8 (WM '08)	Rushing Yards	-8 (WC)
-	TDs	-
-8 (WC '09)	Long Run	-8 (WC)

Career (at Delaware): 2 games (0), (0-0 W/L), 2 for 6 (.333) for 13 yards, 0 TDs, 0 Int., 3 carries, -25 yards, -8.3 avg., 0 TDs

10 QB TIM DONNELLY • FR.

Career	Category	'09 Season
-	Completions	-
1 (Towson '09)	Attempts	1 (Towson)
-	Passing Yards	-
-	TDs	-
-	Long Pass	-
3 (Towson '09)	Carries	3 (Towson)
24 (Towson '09)	Rushing Yards	24 (Towson)
-	TDs	-
13 (Towson '09)	Long Run	13 (Towson)

Career (at Delaware): 1 games (0), (0-0 W/L), 0 for 1 (.000) for 0 yards, 0 TDs, 0 Int., 3 carries, 24 yards, 8.0 avg., 0 TDs

#31 RB PHILLIP THAXTON • JR.

Career	Category	'09 Season
12 (WC '07)	Carries	7 (WC)
177 (WC '07)	Rushing Yards	51 (WC)
1 (4 times)	TDs	1 (WC)
63 (WC '07)	Long Run	29 (WC)
4 (Maine '08)	Receptions	3 (DSU)
50 (Maine '08)	Yards	45 (DSU)
1 (WM '09)	TDs	1 (WM)
30 (MN '08; WM '09)	Long Rec.	30 (WM)

Career: 27 games (0), 122 for 632 yards, 5.2 avg., 4 TDs; 16 rec. for 184 yards, 11.5 avg., 1 TDs; 4 Total TD; 2 KOR, 36 yards, 18.0 avg., Long 27 (WCU '08); 1 PR, -5 yards, -5.0 avg., Long - 5 (Maine); 1 tackle (1 solo)

#28 RB DAVID HAYES • FR-R.

Career	Category	'09 Season
20 (WC '09)	Carries	20 (WC)
106 (Maine '09)	Rushing Yards	106 (Maine)
1 (WC, Maine '09)	TDs	1 (WC, Maine)
25 (Maine '09)	Long Run	25 (Maine '09)
4 (Maine '09)	Receptions	4 (Maine)
49 (Maine '09)	Rec. Yards	49 (Maine)

Career: 7 games (7), 79 for 318 yards, 4.1 avg., 2 TDs; 10 receptions, 81 yards (8.1 avg.), 0 TDs

#33 RB JERRY BUTLER • SR.

Career	Category	'09 Season
13 (Towson '09)	Carries	13 (Towson)
92 (WC '08)	Rushing Yards	82 (Towson)
1 (WC/Alb. '08)	TDs	1 (WC)
53 (WC '08)	Long Run	22 (Towson)
2 (WM '08)	Receptions	-
15 (Albany '08)	Yards	-
-	TDs	-
15 (Albany '08)	Long Rec.	-
98 (Towson '08)	Long KO Return	89 (Towson)

Career (at UD): 19 games (1), 61 carries for 263 yards, 4.3 avg., 2 TDs; 3 rec. for 29 yards, 9.7 avg., 0 TDs; 39 KOR, 990 yards, 25.4 avg., 3 TD, Long 98 (td), 1 tackle (1 solo)

#22 RB LEON JACKSON • FR.

Career	Category	'09 Season
23 (Maine '09)	Carries	23 (Maine)
61 (Maine '09)	Rushing Yards	61 (Maine)
3 (Towson '09)	TDs	3 (Towson)
13 (Maine '09)	Long Run	13 (Maine)

Career: 6 games (0), 83 carries for 272 yards, 3.3 avg., 6 TDs; 1 tackle

#21 WR MARK DUNCAN • SR.

Career	Category	'09 Season
10 (UNH '07/Mn. '08)	Recept.	7 (UMass)
157 (Rich. '07)	Rec. Yards	145 (Maine)
2 (3 times)	TDs	2 (UMass/Tow.)
84 (Rich. '07)	Long Rec.	79 (Maine)
75 (App. St. '07)	Long KO Return	-

Career: 40 games (34), 160 rec. for 1,848 yards, 11.5 avg., 11 TD; 16 carries for 69 yards, 4.3 avg., 0 TD, Long 11; 24 KOR for 491 yards, 20.4 avg., 1 TD (Long 75 vs. Appalachian St., 2007); 14 tack. (8 solo)

#8 WR MARK MACKEY • JR.

Career	Category	'09 Season
7 (WM '09)	Recept.	7 (WM)
83 (WC '09)	Rec. Yards	83 (WC)
1 (URI '07/Mass. '09)	TDs	1 (UMass)
52 (WC '09)	Long Rec.	52 (WC)

Career: 30 games (9), 41 receptions for 454 yards, 11.1 avg., 2 TDs

#2 TE JOSH BAKER • SR.

Career	Category	'09 Season
4 (Towson '07)	Recept.	3 (WC)
54 (UNH '07)	Rec. Yards	33 (WC)
1 (UNH/VU '07)	TDs	1 (WC)
54 (UNH '07)	Long Rec.	19 (WC)

Career: 26 games (9), 24 reception for 377 yards, 14.5 avg., 3 TDs

#81 WR TOMMY CROSBY • JR.

Career	Category	'09 Season
8 (WM '09)	Recept.	8 (WM)
63 (WM '09)	Rec. Yards	63 (WM)
1 (WC '09)	TDs	1 (WC)
38 (DSU '09)	Long Rec.	38 (DSU)

Career: 20 games (8), 33 receptions for 418 yards, 12.7 avg., 2 TDs

BLUE HEN INDIVIDUAL CAREER STATISTICS / CAREER-HIGHS

#6 WR MARK SCHENAUER • JR.

Career	Category	'09 Season
5 (DSU '09)	Recpt.	5 (DSU)
72 (WC '09)	Rec. Yards	72 (WC)
-	TDs	-
56 (WC '09)	Long Rec.	56 (WC)

Career: 14 games (5), 14 receptions, 190 yards, 0 TDs, 13.6 avg.

#5 WR ROB JONES • FR.

Career	Category	'09 Season
10 (WM '09)	Recpt.	10 (WM)
113 (WM '09)	Rec. Yards	113 (WM)
1 (DSU/WM '09)	TDs	1 (DSU/WM)
28 (WM '09)	Long Rec.	28 (WM)
9 (WC/WM '09)	Long PR	9 (WC/WM)
-3 (Rich. '09)	Long KR	-3 (Rich.)

Career: 5 games (4), 16 rec., 180 yds., 11.2 avg., 2 TD; 5 PR, 18 yds., 3.6 avg.; 1 KOR, -3 yds., -3.0 avg.; 1 tackle (1)

#83 WR JEFF JAVIER • FR.R

Career	Category	'09 Season
1 (WM '09)	Recpt.	1 (WM)
10 (WM '09)	Rec. Yards	10 (WM)
-	TDs	-
10 (WM '09)	Long Rec.	10 (WM)

Career: 5 games (0), 1 rec., 10 yds., 10.0 avg., 0 TD

#82 WR NIHJA WHITE • FR.R

Career	Category	'09 Season
4 (UMass '09)	Recpt.	4 (UMass)
85 (UMass '09)	Rec. Yards	85 (UMass)
1 (WM '09)	TDs	1 (WM)
39 (UMass '09)	Long Rec.	39 (UMass)

Career: 6 games (0), 8 rec., 113 yds., 14.1 avg., 1 TD

#84 TE TREVOR MOONEY • JR.

Career	Category	'09 Season
1 (Fur. '08/Mass '09)	Recpt.	1 (UMass)
7 (Furman '08)	Rec. Yards	4 (UMass)
1 (UMass '09)	TDs	1 (UMass)
7 (Furman '08)	Long Rec.	4 (UMass)

Career (at Delaware): 18 games (6), 2 rec., 11 yds., 5.5 avg.

#35 TE COLIN NAUGLE • SO.

Career	Category	'09 Season
2 (WC/UMass '09)	Recpt.	2 (WC/UMass)
23 (Maine/Mass '09)	Rec. Yards	23 (Maine/UMass)
-	TDs	-
23 (Maine '09)	Long Rec.	23 (Maine)

Career: 8 games (4), 6 rec., 73 yds., 12.2 avg.; 2 tackles

#13 P ED WAGNER • SO.

Career	Category	'09 Season
9 (WM '09)	Punts	9 (WM)
255 (WM '09)	Yards	255 (WM)
40.5 (WC '09)	Avg.	40.5 (WC)
51 (WM '09)	Long Punt	51 (WM)

Career (at Delaware): 8 games, 34 punts for 1,324 yards, 38.9 avg., 9 In20, 0 Blk, 2 +50

#47 K JON STRIEFSKY • SR.

Career	Category	'09 Season
8 (Navy '07)	Extra Points	7 (Towson)
3 (3 times)	Field Goals	3 (UMass)
13 (JM '07/Mass '09)	Points	13 (UMass)
47 (UNI/SIU '07)	Long FG	33 (Rich.)

Career: 35 games, 115 of 122 PAT (.943), 33 of 43 FG (.767); 8 tackles; 1 FF, 1 FR; 15 straight FG (broken vs. Richmond, 2007; 53 straight PAT (broken vs. Delaware State, 2007); Current Streaks: 3 FG, 11 PAT

TOTAL TACKLES

Player	Career-High	'09 Season
--------	-------------	------------

#59 Chuck Anderson 1 (WC '08) -
Career: 5 games (0), 1 tackle (1 solo)

#94 Michael Atunrase 5 (WC '09) 5 (WC)
Career: 15 games (0), 25 tackles (11), 2 TFL, 1 QB Sack; 1 FF, 1 FR (16 yards vs. Delaware State, '09)

#90 Carl Batson 7 (Vill. '08) 1 (4 times)
Career (at UD): 12 games (0), 20 tackles (2)

#4 Anthony Bratton 13 (NH '07) 8 (WM)
Career: 27 gp (22), 159 tackles (112), 4.5 TFL, 8 PB, 3 FF, 1 FR, 4 Int. for 37 yards

#28 Cody Bristow 3 (DSU '09) 3 (DSU)
Career: 6 gp (0), 4 tackles (3)

#15 Marcus Burley 9 (WM '09) 9 (WM)
Career: 7 gp (4), 40 tackles (32), 0.5 TFL, 1 PB, 1 FR (42 yds. for TD vs. UMass '09)

#95 Ethan Clark - -
Career: 1 gp (0)

#26 Kasseim Everett 5 (Maine '09) 5 (Maine)
Career: 7 gp (0), 19 tackles (10), 1 PB

#36 Nick Flugrad - -
Career: 1 gp (0)

#96 Brandon Gilbeaux 8 (Maine '09) 8 (Maine)
Career (at UD): 17 gp (9), 56 tackles (22), 7.5 TFL, 5 QB sacks, 1 PB, 1 FR (28 yds. vs. Towson '08), 1 block PAT, 1 block FG

#37 Tyrone Grant 8 (twice '08) 5 (Rich.)
Career: 29 gp (12), 74 tackles (55), 1 TFL, 2 Int. for 117 yards (58.5 avg.), 2 TD (Long 60 vs. Albany '08); 1 FF, 1 FR, 5 PB, 7 PR for 42 yds., 6.0 avg., Long 22 (JMU '08)

#30 Charles Graves 14 (Vill. '08) 12 (WM)
Career: 39 gp (33), 206 tackles (121); 4.5 TFL, 3 QB sacks, 12 PB; 10 Int. for 196 yards (Long 90 vs. Towson '09 - td), 1 TD; 2 FR for 78 yds., 1 TD (Long 45 vs. Richmond '08), 1 FF, 1 KOR for 10 yards, 10.0 avg., Long 10

BLUE HEN INDIVIDUAL CAREER STATISTICS / CAREER-HIGHS / START CHART

#40 Andrew Harrison 14 (Vill. '08) 7 (WM/MN)
Career: 19 gp (14), 110 tackles (52), 9.5 TFL, 2.5 QB Sacks, 2 FF, 6 PB, 1 Bl. FG

#91 Siddiq Haynes 5 (Maine '09) 5 (Maine)
Career: 30 gp (8), 34 tackles (12), 2.5 TFL, 1 PB, 1 FR (31 yards vs. Furman '08), 1 FF

#93 Demetrius Hester 7 (Vill. '08) 3 (DSU)
Career: 32 gp (10), 50 tackles (18), 7 TFL, 2 FR, 1 PB

#53 John Higginson 8 (DSU '09) 8 (DSU)
Career: 40 gp (22), 100 tackles (58), 18.5 TFL, 13 QB sacks, 3 FF, 4 PD, 1 Bl FG

#24 Mike Hirt - -
Career: 1 gp (0)

#99 Justin Johnson 5 (NU '06) 1 (WC)
Career: 15 gp (3), 13 tackles (7)

#45 Eddie Lugo 4 (WC '09) 4 (WC)
Career: 17 games (0), 20 tackles (8), 1 FR (31 yards); Lg. 31 vs. West Chester ('09)

#42 Benard Makumbi 9 (WM '09) 9 (WM)
Career: 27 gp (7), 71 tackles (41), 1 PB, 1 TFL

#11 Matt Marcorelle 10 (NH '07) 1 (WC)
Career: 39 gp (35), 157 tackles, 30.5 TFL, 15.5 QB sacks, 5 PD, 7 FF, 3 FR for 28 yards (vs. JMU '07); 1 Block (punt vs. WCU '08), 1 PR for 43 yards, 43.0 avg., Long 43 vs. WCU '08 (off block)

#98 Chris Morales 7 (DSU '09) 7 (DSU)
Career: 22 gp (7), 32 tackles (21), 6.5 TFL, 3 QB sack, 2 FF

#68 Corey Olsen 2 (Tow. '09) 2 (Towson)
Career: 1 gp (0), 2 tackles (1) 1 TFL, 1 FF

#20 Jay Pena 2 (WC/Tow. '09) 2 (WC/Tow.)
Career: 12 gp (0), 8 tackles (5), 1 FF

#46 Cazavious Ray 2 (WM/Tow. '09) 2 (WM/Tow.)
Career: 7 gp (0), 6 tackles (4)

#44 Zack Reed 1 (8 times) 1 (DSU)
Career: 33 gp (0), 8 tackles (0)

#14 Justin Rodriguez 1 (Hof. '08) -
Career: 11 gp (0), 1 tackle

#7 Sean Scanlon 9 (Hofstra '08) -
Career: 20 gp (1), 14 tackles (9); 1 PB; 4 of 8 passing for 37 yards, 0 TD, 0 Int. (Long pass 17 yards vs. Monmouth '07); 5 carries for -14 yards, 0 TDs (Long run 9 yards vs. Monmouth '07); 1 KOR, 0 Yds., 0.0 avg. (Long 0 vs. Richmond '08)

#32 Carl Smith - -
Career: 1 gp (0)

#92 Irvin Titre 2 (WC '09) 2 (WC)
Career: 7 gp (0), 5 tackles (2)

#38 Ricky Tunstall 2 (WC '09) 2 (WC)
Career: 7 gp (0), 5 tackles (3), 1 Int., 0 yards

#25 Josh Ulrich - -
Career (at UD): 3 gp (0)

#52 Brian Void 7 (WC '07) 3 (WC)
Career: 25 gp (1), 51 tackles (30), 2.5 TFL, 0.5 QB sack

#54 Scott von Duyke 6 (Rich. '08) -
Career: 10 gms. (2), 10 tackles (3 solo), 2 TFL, 1 QB sack

#9 Anthony Walters 13 (Md. '08) 9 (Rich.)
Career: 33 gp (33), 166 tackles (116), 8 TFL, 1 QB Sack, 8 Int. for 120 yards, (Long 32 vs. JMU '07), 22 PB, 3 FF, 3 FR for 1 TD (vs. URI '07); 1 PR for -2 yards, -2.0 avg. (Long -2 vs. Richmond, '08)

#58 Paul Worriow 9 (WM '09) 9 (WM)
Career: 7 gp (7), 39 tackles (25); 3 TFL; 2 FR, 1 PB

CAREER START CHART

Player	GP (Consec.)	Starts (Cons.)
OL Shea Allard	14 (1)	5 (0)
LB Chuck Anderson	6 (1)	0 (0)
DL Michael Atunrase	15 (7)	0 (0)
TE Josh Baker	26 (0)	10 (0)
DL Carl Batson	12 (2)	0 (0)
K Jason Bilotti	1 (0)	0 (0)
DB Anthony Bratton	27 (7)	22 (7)
DB Tim Breaker	5 (5)	0 (0)
DB Cody Bristow	7 (7)	0 (0)
DB Marcus Burley	7 (7)	4 (4)
RB Jerry Butler	19 (19)	1 (0)
DL Ethan Clark	1 (0)	0 (0)
WR Tommy Crosby	20 (9)	10 (4)
OL Chad Davis	3 (2)	2 (2)
QB Pat Devlin	7 (7)	7 (7)
QB Tim Donnelly	1 (1)	0 (0)
WR Mark Duncan	41 (3)	21 (0)
DB Kasseim Everett	7 (7)	0 (0)
DL Nick Flugrad	1 (0)	0 (0)
DT Brandon Gilbeaux	17 (17)	9 (4)
OL Gino Gradkowski	7 (7)	7 (7)
DB Tyrone Grant	30 (1)	13 (0)
DB Charles Graves	38 (33)	32 (28)
OL Charles Gushue	1 (0)	0 (0)
QB Sean Hakes	2 (0)	0 (0)
LB Andrew Harrison	19 (19)	14 (7)
RB David Hayes	7 (7)	7 (7)
DT Siddiq Haynes	30 (7)	8 (7)
DT Demetrius Hester	32 (0)	10 (0)
DE John Higginson	40 (30)	22 (10)
LB Mike Hirt	1 (0)	0 (0)
RB Leon Jackson	6 (3)	1 (1)
WR Jeff Javier	5 (2)	0 (0)
DL Justin Johnson	18 (2)	3 (0)
WR Rob Jones	5 (0)	4 (0)
LB Ernie Lugo	18 (18)	0 (0)
WR Mark Mackey	29 (7)	8 (7)
LB Benard Makumbi	27 (7)	7 (7)
DE Matt Marcorelle	39 (0)	35 (0)
OL Rob McDowell	19 (19)	19 (19)
TE Trevor Mooney	18 (15)	7 (1)
DL Chris Morales	22 (7)	7 (7)
OL Will Nagle	14 (12)	0 (0)
TE Colin Naugle	8 (0)	4 (0)

BLUE HEN INDIVIDUAL CAREER STATISTICS / CAREER-HIGHS / START CHART

OL Corey Nicholson40 (34)38 (20)
DB Jay Pena12 (5)0 (0)
LB Cazavious Ray7 (7)0 (0)
TE Zack Reed34 (34)0 (3)
WR Justin Rodriguez11 (1)0 (0)
OL Danny Russell1 (0)0 (0)
WR Bobby Russo4 (3)0 (0)
S Sean Scanlon20 (0)1 (0)
WR Matt Schenauer14 (0)5 (0)
LB Carl Smith1 (0)0 (0)
LB Ryan Stratis4 (0)0 (0)
K Jon Striefsky35 (34)0 (0)
RB Phillip Thaxton27 (13)0 (0)
DL Irvin Titre7 (7)0 (0)
DB Ricky Tunstall7 (7)0 (0)
OL Kevin Uhl34 (34)22 (22)
DB Josh Ulrich3 (0)0 (0)
LB Brian Void25 (0)1 (0)
DT Scott von Duyke10 (0)2 (0)
P Ed Wagner8 (7)0 (0)
DB Anthony Walters33 (11)33 (2)
WR Nihja White6 (4)1 (0)
LB Paul WorriLOW6 (6)6 (6)

BIG PLAY COUNT

(20+ Yard Plays Run/Pass/Reception
+30 PR, KR, IR, FR)

QB Pat Devlin	- Career: 14 (14 pass/0 run); 2009: 14 (14/0)
RB Phillip Thaxton	- Career: 5 (3 runs/2 receptions); 2009: 3 (1 run/2 receptions)
RB David Hayes	- Career: 1 (1 run); 2009: 1 (1 run)
RB Jerry Butler	- Career: 6 (5 KOR/1 R); 2009: 4 (3 KOR/1 R)
WR Tommy Crosby	- Career: 6 (6 receptions); 2009: 3 (3 receptions)
WR Mark Duncan	- Career: 23 (22 receptions; 1 KOR); 2009: 4 (4 rec.)
WR Mark Mackey	- Career: 5 (5 rec.); 2009: 2 (2)
WR Mark Schenauer	- Career: 2 (2 rec); 2009: 2 (2)
WR Rob Jones	- Career: 1 (1 rec.); 2009: 1 (1 rec.)
TE Colin Naugle	- Career: 1 (1 rec.); 2009: 1 (1 rec.)
WR Nihja White	- Career 1 (1 rec.); 2009: 1 (1 rec.)

DB Tyrone Grant	- Career: 3 (2 Int., 1 PR); 2009: 0
LB Eddie Lugo	- Career: 1 (1 FR); 2009: 1 (FR)
DB Anthony Walters	- Career: 2 (2 Int.); 2009: 1 (Int.0)
DE Matt Marcorelle	- Career: 1 (1 PR); 2009: 0
DB Charles Graves	- Career: 4 (2 Int./2 FR); 2009: 4 (2 Int./2 FR)
DT Brandon Gilbeaux	- Career: 1 (FR); 2009: 0
DB Marcus Burley	- Career: 1 (FR); 2009: 1 (FR)

DELAWARE VS. JAMES MADISON TENTATIVE 2-DEEP LINEUPS

DELAWARE OFFENSE

TE 84 Trevor Mooney (Jr., 6-6, 244)	44 Zack Reed (Jr., 6-3, 225)
WR 8 Mark Mackey (Jr., 6-4, 220)	82 Nihja White (Fr.r. 6-2, 200)
WR 21 Mark Duncan (Sr., 5-11, 190)	5 Rob Jones (Fr., 5-10, 170)
WR 81 Tommy Crosby (Jr., 6-5, 200)	6 Mark Schenauer (So., 6-3, 205)
LT 71 Shea Allard (So., 6-5, 270)	75 Chad Davis (Fr.r. 6-4, 285)
LG 69 Corey Nicholson (Sr., 6-3, 285)	76 Erle Ladson (Fr., 6-6, 275)
C 50 Rob McDowell (So., 6-3, 270)	56 Gino Gradkowski (Jr., 6-4, 294)
RG 56 Gino Gradkowski (So., 6-4, 294)	55 Will Nagle (So., 6-4, 265)
RT 74 Kevin Uhl (Jr., 6-4, 265)	73 Brandon Heath (Fr., 6-6, 305)
QB 17 Pat Devlin (Jr., 6-4, 220)	10 Tim Donnelly (Fr., 6-3, 180)
RB 28 David Hayes (Fr.r. 5-9, 180)	22 Leon Jackson (Fr., 6-1, 185)

DELAWARE DEFENSE

LE 98 Chris Morales (So., 6-1, 250)	90 Carl Batson (Sr., 6-3, 260)
LT 91 Siddiq Haynes (Jr., 6-1, 285)	99 Justin Johnson (Jr., 6-4, 285)
RT 96 Brandon Gilbeaux (Sr., 6-3, 271)	92 Irvin Titre (Fr., 6-0, 300)
RE 53 John Higginson (Sr., 6-0, 250)	94 Michael Atunrase (So., 6-2, 250)
OLB 58 Paul WorriLOW (Fr.r. 6-0, 246)	46 Cazavious Ray (Fr., 6-1, 210)
MLB 42 Benard Makumbi (Jr., 6-1, 228)	45 Eddie Lugo (So., 6-4, 220)
OLB 40 Andrew Harrison (So., 6-1, 205)	52 Brian Void (Jr., 6-0, 220)
CB 9 Anthony Walters (Jr., 6-1, 195)	26 Kasseim Everett (Fr., 5-11, 175)
SS 4 Anthony Bratton (Jr., 6-2, 196)	38 Ricky Tunstall (Fr., 5-11, 188)
FS 30 Charles Graves (Sr., 6-0, 195)	20 Jay Pena (So., 5-11, 190)
CB 15 Marcus Burley (Fr.r. 5-10, 160) or 1 Tyrone Grant (Jr., 5-9, 170)	

DELAWARE SPECIALISTS

K 47 Jon Striefsky (Sr., 6-1, 205)	49 Jason Bilotti (Fr., 5-11, 170)
KO 47 Jon Striefsky (Sr., 6-1, 205)	13 Ed Wagner (Sr., 6-5, 225)
P 13 Ed Wagner (Jr., 6-5, 225)	89 Jordan Ottinger (Fr.r. 5-10, 180)
H 13 Ed Wagner (Jr., 6-5, 225)	9 Anthony Walters (Jr., 6-1, 195)
LS 44 Zack Reed (Jr., 6-3, 225)	6 Mark Schenauer (So., 6-3, 205)
SS 44 Zack Reed (Jr., 6-3, 225)	6 Mark Schenauer (So., 6-3, 205)
KR 33 Jerry Butler (Sr., 5-9, 185)	21 Mark Duncan (Sr., 5-11, 190)
PR 15 Marcus Burley (Fr.r. 5-10, 160) or 5 Rob Jones (Fr., 5-10, 170)	

JAMES MADISON OFFENSE

TE 85 Mike Caussin (Sr., 6-5, 245) or 44 Charlie Newman (Sr., 6-2, 240)
WR 8 Rockeed McCarter (Sr., 6-3, 215) 5 Bosco Williams (Sr., 6-2, 220)
WR 3 Marcus Turner (Jr., 6-1, 180) 88 Julius Graves (So., 5-9, 195)
LT 76 Theo Sherman (Jr., 6-4, 300) 57 Jerald Brown (Jr., 6-4, 260)
LG 55 Roane Babington (So., 6-2, 280) 70 Earl Watford (Fr.r. 6-3, 275)
C 69 Donny Smith (Sr., 6-1, 295) 75 Brett Ainsley (Jr., 6-3, 275)
RG 53 Dorian Brooks (Sr., 6-3, 300) 72 Richard Williams (Fr.r. 6-1, 300)
RT 59 Brandon Monroe (Jr., 6-2, 290) 57 Jerald Brown (Jr., 6-4, 260)
QB 7 Justin Thorpe (Fr.r. 6-1, 215) 10 Kavon Seaton (Fr., 5-9, 190)
FB 35 Donnell Brown (Jr., 5-11, 245)
TB 34 Jamal Sullivan (Jr., 5-9, 215) or 17 Griff Yancey (Jr., 5-10, 195)
30 Scott Noble (So., 5-11, 195)

JAMES MADISON DEFENSE

DE 52 Arthur Moats (Sr., 6-2, 250) 39 Aaron Harper (Fr., 6-1, 230)
DT 93 Ronnell Brown (Jr., 6-2, 260) 2 Lamar Middleton (Fr.r. 6-2, 246)
DT 58 Sam Daniels (Sr., 6-1, 270) 77 Dominique White (Sr., 5-8, 290)
DE 91 D.J. Bryant (So., 6-3, 245) or 98 Sean O'Neill (Fr., 6-3, 230)
LB 50 Chase Williams (Fr.r. 5-11, 220) 49 Josh Roach (Jr., 6-0, 215)
LB 24 Pat Williams (So., 6-1, 210) 38 Adrian Cavanaugh (Fr., 5-10, 215)
WS 32 Jon Williams (So., 6-0, 190) 15 Jakarie Jackson (Fr., 5-11, 175)
CB 19 Scotty McGee (Sr., 5-9, 190) 25 Leavander Jones (Fr., 5-1, 160)
SS 6 Vidal Nelson (So., 5-11, 205) 21 Jon Rose (So., 5-10, 195)
FS 15 Jakarie Jackson (Fr., 5-11, 175) 42 Brandon Randolph (Sr., 6-0, 190)
CB 1 Jamaris Sanders (Sr., 5-10, 180) 25 Leavander Jones (Fr., 5-1, 160)

JAMES MADISON SPECIALISTS

PK 36 Dixon Wright (So., 5-10, 190) 33 Ben Hopewell (Fr., 6-0, 175)
KO 36 Dixon Wright (So., 5-10, 190) or 40 David Skahn (Fr.r. 6-2, 215)
P 31 Matt Goff (Jr., 6-0, 205) 41 Andy Smith (So., 6-1, 175)
H 31 Matt Goff (Jr., 6-0, 205)
LS 44 Charlie Newman (Sr., 6-2, 240) 46 Chris Beaver (Fr.r. 6-2, 255)
SS 44 Charlie Newman (Sr., 6-2, 240) 46 Chris Beaver (Fr.r. 6-2, 255)
KR 19 Scotty McGee (Sr., 5-9, 190) 29 Lee Reynolds (Fr.r. 5-10, 185)
PR 19 Scotty McGee (Sr., 5-9, 190)

2009 UNIVERSITY OF DELAWARE FOOTBALL GAME RECAPS

DELAWARE35
#17 (D2) West Chester0
 September 4, 2009 • Delaware Stadium (22,006)

NEWARK, Del. -- The major stories surrounding the pre-season for the University of Delaware football team revolved around the anticipation of watching highly-touted transfer quarterback Pat Devlin and the much-heralded Blue Hen defense.

So it came as little surprise that both stole the show in the Blue Hens' 2009 season-opening 35-0 victory over West Chester Friday night at Delaware Stadium before a sellout crowd.

Devlin, playing his first game after serving as backup at Penn State the last two seasons, completed 12 of 15 passes for 227 yards and two touchdowns and ran for a third score and the UD defense held the Rams to just 176 total yards in pitching its first home shutout since 2000.

The Hens (1-0) won their home opener for the fifth straight season while downing their local rival West Chester for the 16th straight time. The Rams (1-1), ranked No. 17 in NCAA Division II and coming off five straight NCAA playoff appearances, didn't pick up their first down until midway through the second quarter and never got closer than the Delaware 16-yard line.

The Blue Hens, who posted their first shutout since a 42-0 win over Northeastern back on Sept. 30, 2000, allowed just 10 first downs total for the game and held the Rams to just 92 yards on the ground and 84 yards through the air.

Devlin was the difference on the offensive end of the field as he completed 12 of 15 passes for 227 yards and hooked up with tight end Josh Baker on a seven-yard slant for a touchdown to open the scoring six minutes into the game, added a one-yard dive early in the second quarter, and hooked up with Tommy Crosby on a 31-yard bomb down the left sideline with 5:41 left in the second quarter to send the Hens into intermission up 21-0.

The Hens built the lead in the second half as David Hayes scored on a six-yard burst up the middle less than two minutes into the second half and junior running back Phillip Thaxton capped the scoring on a 29-yard run around the left end with 8:12 to go in that same stanza.

Delaware, which scored at home for the 169th straight time at home since 1983, posted its highest single game scoring output since a 38-7 win over Albany last September. The 35-point, 403-total yard was nice to see for the Hens, whose 17.5 points and 275.8 yards per game averages last season were the lowest for the program since the early 1960's.

West Chester.....	0	0	0	0	-	0
Delaware	7	14	14	0	-	35

- Delaware** - Baker 7 pass from Devlin (Striefsky kick), 9:08 left (1st Q)
- Delaware** - Devlin 1 run (Striefsky kick), 14:25 (2nd Q)
- Delaware** - Crosby 31 pass from Devlin (Striefsky kick), 5:41 (2nd Q)
- Delaware** - Hayes 6 run (Striefsky kick), 13:18 (3rd Q)
- Delaware** - Thaxton 29 run (Striefsky kick), 8:12 (3rd Q)

WCU	TEAM STATISTICS	UD
10	First Downs	19
34-92	Rushes-Yards	46-163
11-28-1-84	Passing	14-20-0-240
176	Total Offense	403
7-38.7	Punts-Avg.	4-40.5
1-1	Fumbles-lost	1-1
5-55	Penalties-yards	4-35
30:43	Time of Possession	29:17

INDIVIDUAL LEADERS: Rushing - WCU, Scott Bradish, 9-39, D'Andre Webb, 11-27, Lee Hopkins, 5-15, Jared Jorgensen, 2-5, Brian McDermott, 1-4, Corey Broyles, 2-4, Steve Miller, 1-4, Joe Wright, 3-(-6); **Delaware**, David Hayes, 20-57, Phillip Thaxton, 7-51, Leon Jackson, 8-41, Pat Devlin, 5-20, Jerry Butler, 4-16, Sean Hakes, 1-(-8), Team, 1-(-14); **Passing** - WCU, Wright, 8-20-1-59, Jorgensen, 3-8-0-25; **Delaware**, Devlin, 12-15-0-227, Hakes, 2-5-0-13; **Receiving** - WCU, Miller, 3-25, Dan DePalma, 3-21, Sean Beahan, 2-19, Bob Sabol, 1-8, Webb, 1-6, Ryan Paulson, 1-5; **Delaware**, Mark Mackey, 5-83, Josh Baker, 3-33, Mark Schenauer, 2-72, Colin Naugle, 2-15, Tommy Crosby, 1-31, Rob Jones, 1-6.

#1 Richmond16
DELAWARE15
 September 12, 2009 • Delaware Stadium (20,800)

NEWARK, Del. -- Delaware had No. 1 ranked and defending national champion Richmond on the ropes in the team's Colonial Athletic Association football battle. The Blue Hens led the entire game until the final minutes, but when they had the opportunity to regain the lead and capture the victory in the final minute, a hand on short field goal attempt proved to be the difference.

Delaware (1-1, 0-1 CAA) had the chance to post the upset win, but Richmond's 6-3 wide receiver Kevin Grayson leaped high to block a 23-yard field goal attempt by the Hens' Jon Striefsky with 38 seconds left to send the Spiders (2-0, 1-0 CAA) to their 11th straight victory.

Richmond, which captured the national title a year ago and opened its 2009 season with a 24-16 win at Duke last week, rallied from a 15-7 fourth-quarter deficit as quarterback Eric Ward scored on a one-yard burst with 12:27 left and Andrew Howard kicked what proved to be the game-winning field goal with a 23-yard kick with 5:54 left to play.

Delaware went three plays and out following Howard's field goal, but the Blue Hens hung tough and forced the Spiders to punt on their next possession. An 18-yard punt by Richmond's Brian Radford handed Delaware the ball on the Spider 42-yard line with 2:15 remaining, and UD quarterback Pat Devlin wasted little time, hitting Mark Schenauer down the middle for a 33-yard gain. The Hens then rushed three times to set up Striefsky's attempt.

Delaware jumped out to an 8-0 lead as the Hens opened the scoring eight minutes into the game with a safety and later added field goals of 33 and 28 yards by Striefsky, the second set up when All-American Charles Graves intercepted the first of two passes on the day when he snared an attempt by Richmond wide receiver Donte Boston on a trick play.

The Hens recorded the safety - the team's first since 2005 - when Richmond's Colin Pehanick sailed the punt snap over the head of Radford, who caught up to the ball in the end zone and wisely kicked it out of play. Richmond then cut the margin to 8-7 at the half when Ward found a wide-open Tre Gray on a six-yard slant in the end zone. with just 23 seconds left before intermission to cap a 12-play, 63-yard drive.

Richmond's score marked the first point allowed by the Hens this season as Delaware had opened the season last week with a 35-0 win over West Chester. The points snapped a streak of 108 minutes without allowing a score by UD dating back to third quarter of last season's final game vs. Villanova.

Richmond	0	7	0	9	-	16
Delaware	5	3	7	0	-	15

- Delaware** - Safety, Richmond kicked ball out of end zone, 6:26 left (1st Q)
- Delaware** - FG Striefsky 33, 1:22 (1st Q)
- Delaware** - FG Striefsky 28, 5:33 (2nd Q)
- Richmond** - Gray 6 pass from Ward (Howard kick), :23 (2nd Q)
- Delaware** - Devlin 7 run (Striefsky kick), 10:38 (3rd Q)
- Richmond** - Ward 1 run (Ward pass failed), 12:27 (4th Q)
- Richmond** - FG Howard 23, 5:54 (4th Q)

UR	TEAM STATISTICS	UD
19	First Downs	15
36-59	Rushes-Yards	31-87
22-33-2-247	Passing	15-31-1-167
306	Total Offense	254
2-30.5	Punts-Avg.	6-38.3
2-1	Fumbles-lost	1-0
6-45	Penalties-yards	1-15
34:34	Time of Possession	25:26

INDIVIDUAL LEADERS: Rushing - Richmond, Eric Ward, 10-46, Garrett Wilkins, 5-21, Justin Forte, 15-21, Tyler Kirchoff, 3-(-1), Team, 3-(-28); **Delaware** - Leon Jackson, 13-45, David Hayes, 5-31, Phillip Thaxton, 3-8, Pat Devlin, 9-5, Team, 1-(-2); **Passing** - Richmond, Ward, 22-32-1-247, Donte Boston, 0-1-1-0; **Delaware**, Devlin, 15-31-1-167; **Receiving** - Richmond, Tre Gray, 6-68, Jordan Mitchell, 4-34, Kevin Grayson, 3-39, Boston, 3-36, Forte, 2-29, Ben Keating, 2-17, William Bischoff, 1-22, Wilkins, 1-2; **Delaware**, Mark Mackey, 6-81, Mark Schenauer, 2-37, Tommy Crosby, 2-29, Mark Duncan, 2-10, Hayes, 2(-4), Rob Jones, 1-14.

DELAWARE27

Delaware State17

September 19, 2009 • Delaware Stadium (20,585)

NEWARK, Del. -- Delaware holds football bragging rights in the state after posting the victory over Delaware State in the inaugural First State Cup matchup. But it wasn't easy.

Delaware QB Pat Devlin ran for two scores and threw for 227 yards, including a fourth quarter touchdown to Rob Jones, and the stingy Blue Hen defense held the Delaware State offense to just one touchdown on the day as the Hens (2-1) outlasted the Hornets (0-2) in the first-ever regular season matchup between the two teams.

Dubbed The First State Cup in a state-wide naming contest, the game featured the state's only NCAA Division I football programs. The schools met for only the second time following Delaware's 44-7 NCAA first round playoff win over Delaware State in 2007. Delaware was awarded the trophy in a post-game ceremony and will keep possession of the cup until the rivalry resumes in 2012.

This time the game was much closer as the Hens came away with a hard-earned win against the Hornets. Delaware increased its lead to 21-3 after Devlin's 17-yard scoring strike to Jones with 10:56 left to play, but the Hornets kept it close by scoring two touchdowns in the final 5:01. A three-yard touchdown run by Leon Jackson with 3:36 left gave the Blue Hens some much-needed insurance.

Devlin completed 19 of 29 passes for 227 yards and scored on one-yard sneaks with 7:41 left in the first quarter to open the scoring and again with 1:26 left in the third quarter to increase the lead to 14-3. He completed all five of his pass attempts for 47 yards in leading a 59-yard march that culminated with his 17-yard scoring toss to Jones in the back of the left end zone early in the fourth quarter to increase the lead to 21-7.

Both teams struggled all day to mount long drives and each finished with 343 total yards. The game also featured 10 punts, 13 penalties, and three turnovers, including a crucial interception by Delaware safety Anthony Bratton at the Blue Hen 22-yard line with 7:56 left in the third quarter as Delaware was clinging to a 7-3 lead.

Another Delaware State turnover, a fumble by running back Jason Randall that was forced by Siddiq Haynes and picked up by Michael Atunrase at the 41-yard line, set up Devlin's scoring toss to Jones.

Randall led all runners on the day with a career-high 93 yards on 20 carries while Delaware Statequarterback Anthony Glaud connected on 23 of 40 passes for 208 yards. Darius Jackson, who caught seven pass in the Hornet's season-opening 21-12 loss at Florida A&M two weeks ago, caught eight passes for 81 yards on this day.

Delaware's defense, which has allowed just two offensive touchdowns in three games this season, posted three quarterback sacks and six other tackles for loss while also breaking up four passes.

Delaware State	3	0	0	14	-	17
Delaware	7	0	7	13	-	27

Delaware - Devlin 1 run (Striefsky kick), 7:41 left (1st Q)

DSU - FG Flickinger 42, 5:04 (1st Q)

Delaware - Devlin 1 run (Striefsky kick), 1:26 (2nd Q)

Delaware - Jones 17 pass from Devlin (Striefsky kick), 10:56 (3rd Q)

DSU - Strums 71 interception return (Flickinger kick), 5:01 (4th Q)

Delaware - Jackson 3 run (Striefsky kick failed), 3:36 (4th Q)

DSU - Glaud 1 run (Flickinger kick), :31 (4th Q)

DSU	TEAM STATISTICS	UD
20	First Downs	21
37-135	Rushes-Yards	33-116
23-40-1-208	Passing	19-29-1-227
343	Total Offense	343
4-30.5	Punts-Avg.	6-39.3
3-1	Fumbles-lost	0-0
9-53	Penalties-yards	4-40
34:29	Time of Possession	25:31

INDIVIDUAL LEADERS: Rushing - Delaware State, Jason Randall, 20-93, Tahree McQueen, 5-25, Anthony Glaud, 11-17, Darrius Jackson, 1-0; **Delaware**, David Hayes, 14-59, Pat Devlin, 8-27, Leon Jackson, 9-24, Jerry Butler, 1-8, Team, 1-(-2); **Passing** - DSU, Glaud, 23-40-1-208; **Delaware**, Devlin, 19-29-1-227; **Receiving** - DSU, Jackson, 8-81, Larrone Moore, 5-45, Zacchari Charles, 4-35, Erick Jones, 3-18, Randall, 2-25, Donnell Dixon, 1-4; **Delaware**, Mark Schenauer, 5-36, Mark Duncan, 4-39, Phillip Thaxton, 3-45, Rob Jones, 3-29, Mark Mackey, 2-28, Tommy Crosby, 1-38, Colin Naugle, 1-12

#5 William & Mary.....30

DELAWARE20

September 26, 2009 • Zable Stadium (12,259)

WILLIAMSBURG, Va. -- William & Mary started the night's scoring with a school-record pass play and Delaware could never quite recover as the Blue Hens fell to the No. 5 ranked Tribe.

The Hens (2-2, 0-2 CAA) managed to move the ball through the air behind Pat Devlin's 302 yards passing and three touchdowns, but Delaware could never find its way on the ground and remained winless in conference play. The Hens rushed 18 times but lost -2 yards on the night, marking the second lowest rushing total in school history.

William & Mary (4-0, 1-0 CAA), which moved to 4-0 for the first time since the 1994 season and defeated the Hens at home for the first time since the 2004 NCAA playoffs, used two big plays from QB R.J. Archer to Chase Hill, including a school-record 91-yard touchdown pass midway through the first quarter, and two rushing touchdowns from Jonathan Grimes to post the win in its CAA opener.

Devlin completed 33 of 49 passes for 302 yards and three touchdowns - all career-highs - while freshman Rob Jones caught 10 passes for 113 yards, Tommy Crosby hauled in eight passes for 63 yards, and Mark Mackey added seven catches for 33 yards. Jones' 10 receptions set a UD single game record for a freshman, surpassing the nine by Justin Long twice in 2002.

Devlin hit Phillip Thaxton in the back of the end zone with a 30-yard scoring strike late in the first half to cut the William & Mary lead to 17-7 at the break and added scoring tosses of 25 yards to Jones and two-yards to Nihja White in the final three minutes but it wasn't enough.

Archer, who led the Tribe to a season-opening 26-14 win over Virginia on Sept. was sharp all night, hitting 23 of 37 passes for 313 yards and two scores while Hill caught six passes for 148 yards and two scores and Grimes led all runners with 98 yards and two scores. The Tribe defense held Delaware to 18 first downs, only two on the ground, sacked Devlin five times for 28 yards, allowed the Hens to convert just 5 of 15 third down opportunities.

After Delaware cut the William & Mary lead to 17-7 at the half, the Tribe controlled the action in the second half, putting together consecutive drives of 70 yards and 52 yards that used up over 11 minutes in the third quarter. Grimes' nine-yard slashing dive into the end zone with 10:03 left in the third quarter capped a 70-yard drive and gave the Tribe the 23-7 cushion.

The Blue Hens battled back, cutting the lead to 23-13 with 2:37 left as Devlin drove Delaware 71 yards on seven plays and hit Jones with a 25-yard scoring toss down the right sidelines.

William & Mary recovered the ensuing on-side kick by the Blue Hens and added some insurance as Grimes scored from four yards out to push the Tribe lead to 30-13. Devlin's last minute two-yard scoring toss to White - the first catch of the redshirt freshman's career - capped the scoring with 31 seconds left but it came too late.

Delaware	0	7	0	13	-	20
William & Mary	14	3	6	7	-	30

W&M - Hill 91 pass from Archer (Pate kick), 7:19 left (1st Q)

W&M - Hill 20 pass from Archer (Pate kick), :52 left (1st)

W&M - FG Pate 29, 1:45 (2nd)

Delaware - Thaxton 30 pass from Devlin (Striefsky kick), :17 (2nd)

W&M - Grimes 9 run (run failed), 10:03 (3rd)

Delaware - Jones 25 pass from Devlin (pass failed), 2:37 (4th)

W&M - Grimes 4 run (Pate kick), 1:47 (4th)

Delaware - White 2 pass from Devlin (Striefsky kick), :31 (4th)

WM	TEAM STATISTICS	UD
22	First Downs	18
42-145	Rushes-Yards	18-(-2)
23-37-0-313	Passing	33-49-0-302
458	Total Offense	300
4-46.2	Punts-Avg.	9-39.4
2-0	Fumbles-lost	1-1
5-43	Penalties-yards	4-42
35:52	Time of Possession	24:08

INDIVIDUAL LEADERS: Rushing - Delaware, David Hayes, 5-8, Pat Devlin, 11-(-2), Phillip Thaxton, 1-(-3), Jerry Butler, 1-(-5); **Wm. & Mary**, Jonathan Grimes, 24-98, Courtland Marriner, 7-27, Terrence Riggins, 6-17, R.J. Archer, 3-3, Team, 2-0; **Passing** - Delaware, Devlin, 33-49-0-302; **Wm. & Mary**, Archer, 23-37-0-313; **Receiving** - Delaware, Rob Jones, 10-113, Tommy Crosby, 8-63, Mark Mackey, 7-33, Thaxton, 2-33, Hayes, 2-25, Mark Schenauer, 2-23, Jeff Javier, 1-10, Nihja White, 1-2; **Wm. & Mary**, Chase Hill, 6-148, Rob Varno, 5-40, Cam Dohse, 4-54, D.J. McAulay, 4-33, Grimes, 2-12, Marriner, 1-17, Riggins, 1-9.

ORONO, Maine -- Delaware finally revived its struggling running game and in the process picked up its first CAA victory as the Blue Hens ran past host Maine in the rain.

The Hens, who had rushed for negative two yards in a 30-20 loss at William & Mary a week ago and entered the game last in the CAA in rushing offense, picked things up in a big way against Maine as Delaware churned out season-highs of 512 total yards, including 183 on the ground, to improve to 3-2 (1-2 CAA) and move back into the conference race.

Maine (2-3, 1-1 CAA), who had defeated Delaware each of the last two meetings, including the Hens' last trip to Orono in 2005, lost its third straight game as the Black Bears managed just 326 total yards and the Hens picked off QB Warren Smith twice.

David Hayes ignited the running game for the Hens as he ran for a career-high 106 yards and clinched the win with a 25-yard dash for a touchdown on a fourth-down play with 3:57 left to play. Leon Jackson ran for 61 yards and scored two touchdowns.

QB Pat Devlin guided the Hens to their highest yardage total of the year and most since the 2007 season as he completed 21 of 31 passes for 329 yards for his second straight 300-yard effort. The big play was a 79-yard scoring toss to Mark Duncan that opened the scoring midway through the first quarter. Duncan finished the night with four catches for 145 yards.

Delaware put in a solid defensive effort as well as the Blue Hens held Maine to just 326 total yards - 68 on the ground - and allowed 18 first downs. The Black Bears managed just 100 total yards in the second half when they converted only one of six third down attempts. Brandon Gilbeau led the Hens with eight tackles and Anthony Bratton and Ricky Tunstall each recorded interceptions.

Smith completed 23 of 36 passes for 258 yards and two touchdowns with Landis Williams pulling in 10 passes for 104 yards. Derek Session led the Black Bear ground game with 57 yards on 14 carries, well under his average of 88 yards per game entering the game.

After Maine took its only lead of the night at 17-14 on a 35-yard field goal by Jordan Waxman with 9:14 left in the third quarter, Delaware took over and raced to the victory. The Hens went ahead for good at 21-17 when Jackson capped a 71-yard drive with his second score of the night, a two-yard dive with 2:27 remaining in the third quarter.

Delaware then iced the win when Hayes' stormed up the middle on a fourth down play, scoring on a 25-yard jaunt with 3:57 left to play to push the lead to 27-17. A 48-yard pass play from Devlin to Duncan down to the Maine 23-yard line started the drive.

Bratton ended any comeback hopes by the Black Bears on the next possession as he posted his second interception of the season at the Maine 45-yard line. The Hens then ran out the clock, keeping it on the ground with Hayes gaining 16 yards in the drive.

Delaware	7	7	7	6	-	27
Maine	7	7	3	0	-	17

Delaware - Duncan 79 pass from Devlin (Striefsky kick), 6:37 left (1st)

Maine - Randall 45 pass from W. Smith (Waxman kick), 1:30 (1st)

Delaware - Jackson 8 run (Striefsky kick), 5:12 (2nd)

Maine - T. Jones 9 pass from W. Smith (Waxman kick), 1:40 (2nd)

Maine - FG Waxman 35, 9:14 left (3rd)

Delaware - Jackson 2 run (Striefsky kick), 2:27 (3rd)

Delaware - Hayes 25 run (Striefsky kick failed), 3:57 (4th)

ME	TEAM STATISTICS	UD
18	First Downs	25
24-68	Rushes-Yards	49-183
23-36-2-258	Passing	21-31-0-329
326	Total Offense	512
5-40.2	Punts-Avg.	3-37.0
1-0	Fumbles-lost	3-1
4-22	Penalties-yards	4-37
27:52	Time of Possession	32:08

INDIVIDUAL LEADERS: Rushing - Delaware, David Hayes, 17-106, Leon Jackson, 23-61, Pat Devlin, 6-21, Team, 3(-5); **Maine**, Derek Session, 14-57, Roosevelt Boone, 3-17, Warren Smith, 7(-6); **Passing** - Delaware, Devlin, 21-31-0-329; **Maine**, Smith, 23-36-2-258; **Receiving** - Delaware, Hayes, 5-49, Mark Duncan, 4-145, Mark Mackey, 4-46, Tommy Crosby, 2-24, Jackson, 2-15, Nihja White, 2-9, Colin Naugle, 1-23, Rob Jones, 1-18; **Maine**, Landis Williams, 10-104, Tyrell Jones, 4-41, Derek Buttlis, 3-31, Mike Brusko, 3-26, Desmond Randall, 2-53, Session, 1-3.

NEWARK, Del. -- Delaware came up with a huge performance for the second straight week as the Hens jumped out fast to a 20-0 lead and cruised to the CAA win over No. 12 Massachusetts.

Delaware QB Pat Devlin continued his spectacular play as he hit on 19 of 26 passes for 284 yards and four touchdowns - two to senior wideout Mark Duncan - and the UD defense stifled the UMass running game all night. Duncan caught seven passes for 107 yards on the night.

Delaware (4-2, 2-2 CAA) won its second straight game and snapped an eight-game losing streak to Top 25 opponents as the Hens dominated a Minutemen team (3-2, 1-1 CAA) that had won three straight games by an average of 28 points. The Hens' last win over a Top 25 opponent came in the 2007 NCAA FCS semifinals when Delaware knocked off No. 4 Southern Illinois 20-17 on the road.

The Hens, who scored 20 points in the opening quarter for the first time since 2007, held the CAA's third best rushing team to 143 yards under its average. CAA rushing leader Tony Nelson, who entered the contest averaging 114 yards per game and who piled up 163 yards against the Hens in last season's 17-7 win, was held to just 33 yards on 15 carries.

Jon Striefsky booted field goals of 22, 24, and 23 yards to become Delaware's career field goal leader with 33 and CB Marcus Burley made the biggest defensive play of the night for the Hens when he returned a first-quarter Nelson fumble 42 yards for a touchdown.

WR Mark Mackey made a spectacular one-handed touchdown catch from Devlin from 15 yards out to open the scoring seven minutes in and Delaware added a pair of touchdowns just 54 seconds apart. Devlin hit Duncan in stride down the left sideline on a 22-yard scored for a 14-0 lead and after Massachusetts got the ball back, Burley scooped up a fumble by Nelson and sprinted untouched down the sidelines for a 42-yard return with 4:17 left in the opening stanza. Mackey's touchdown was set up when LB Paul Worriow recovered a fumble by Havens on UMass' first drive of the day.

The lead ballooned to 23-3 at the half on a 22-yard field goal by Striefsky with 9:22 left before the break, and the Hens went up 37-6 with touchdowns 17 seconds apart late in the third quarter as Devlin tossed a four-yard scoring pass to TE Trevor Mooney and then found Duncan for the second time on a 27-yard strike. Duncan's scoring catch was set up when All-American Charles Graves intercepted a pass by Havens on the previous play.

Massachusetts	3	0	3	21	-	27
Delaware	20	3	14	6	-	43

Delaware - Mackey 15 pass from Devlin (Striefsky kick failed), 8:33 left (1st Q)

Delaware - Duncan 22 pass from Devlin (Striefsky kick), 5:11 (1st Q)

Delaware - Burley 42 fumble return (Striefsky kick), 4:17 (1st Q)

UMass - FG Cuko 51, :28 (1st Q)

Delaware - FG Striefsky 22, 9:22 (2nd Q)

UMass - FG Cuko 37, 6:36 (3rd Q)

Delaware - Mooney 4 pass from Devlin (Striefsky kick), 2:07 (3rd Q)

Delaware - Duncan 27 pass from Devlin (Striefsky kick), 1:50 (3rd Q)

UMass - Krevis 4 pass from Havens (Cuko kick), 11:20 (4th Q)

Delaware - FG Striefsky 24, 8:37 (4th Q)

UMass - Igwenagu 52 pass from Havens (Cuko kick), 7:43 (4th Q)

Delaware - FG Striefsky 23, 2:11 (4th Q)

UMass - Fears 20 pass from Woodward (Cuko kick), :55 (4th Q)

UMASS	TEAM STATISTICS	UD
18	First Downs	23
21-32	Rushes-Yards	38-127
28-44-1-325	Passing	19-26-1-284
357	Total Offense	411
3-41.0	Punts-Avg.	1-39.0
2-2	Fumbles-lost	2-1
7-52	Penalties-yards	6-60
27:10	Time of Possession	32:50

INDIVIDUAL LEADERS: Rushing - UMass, Tony Nelson, 15-33, Jon Hernandez, 1-1, Kyle Havens, 5(-2); **Delaware**, David Hayes, 17-55, Leon Jackson, 13-49, Pat Devlin, 5-18, Phillip Thaxton, 3-5; **Passing** - UMass, Havens, 24-36-1-275, Scott Woodward, 4-8-0-50; **Delaware**, Devlin, 19-26-1-284; **Receiving** - UMass, Victor Cruz, 8-118, Emil Igwenagu, 6-85, Julian Talley, 4-35, Jeremy Horne, 2-17, Hernandez, 2-13, Nelson, 2-11, Aaron Fears, 1-20, Matt Silver, 1-11, Joe Sanford, 1-11, Andrew Krevis, 1-4; **Delaware**, Mark Duncan, 7-106, Nihja White, 4-85, Tommy Crosby, 2-28, Mark Mackey, 2-27, Colin Naugle, 2-23, Hayes, 1-11, Trevor Mooney, 1-4.

#23 DELAWARE49

Towson21

October 17, 2009 • Johnny Unitas Stadium (6,026)

TOWSON, Md. -- Jerry Butler stepped up in a big way, rushing for 82 yards in a backup role and returning a kickoff 89 yards for a touchdown, Leon Jackson scored three touchdowns, and Pat Devlin and Mark Duncan connected on two touchdowns as No. 23 Delaware continued to roll.

The Blue Hens (5-2, 3-2 CAA) stormed out to a 35-0 lead at the half and upped that lead to 49-0 after three quarters before the Tigers (2-4, 1-2 CAA) scored three fourth quarter touchdowns that came much too late.

The win, Delaware's third straight, was the team's largest CAA victory since downing Rhode Island by a 38-9 score on Sept. 15, 2007. It was also the Hens largest margin of victory in a CAA road game since romping over former league member Connecticut 59-17 back on Nov. 7, 1998. The Hens' three straight wins and two straight CAA road wins are the longest streaks since the 2007 season when the Hens advanced to the NCAA championship game.

Butler, a third-year transfer from the University of Wisconsin who has been saddled with injuries and has played sparingly in the backfield, stepped in for hobbling starter David Hayes, and responded with 82 yards rushing on 13 carries to lead a ground attack that piled up a season-high 204 yards. Also one of the nation's top kick returners, he broke loose on an 89-yard return to open the second half, speeding past a slew of Towson defenders to help extend the Delaware lead to 42-0. The return was his third for a touchdown in his career, breaking the school record he held with Bill Hopkins (1962-64). Butler also returned one for a score against Towson in last year's 31-21 triumph over the Tigers.

Devlin completed 9 of 15 passes for 127 yards and rushed for 49 more on just four carries and hooked up with Duncan on two scores in the first half, hitting the speedy senior on a 26-yard pass early in the second quarter and on a 43-yard bomb just before halftime.

Delaware also got the job defensively as the Hens held Towson scoreless for the first three quarters and limited the offense to just 322 total yards. The Hens registered a season-high four sacks on four different Towson signal-callers and All-American Charles Graves enjoyed an outstanding day, posting five tackles, including a sack, and returning an interception 90 yards for a touchdown on the final play of the first half.

The Hens, who have now outscored its last two opponents by a score of 86-6 through the first three quarters, put this game away early. The floodgates opened in the second quarter as the Hens put up 28 points and headed into halftime with 35-0 lead, their biggest halftime lead since going into intermission up 42-0 against Monmouth during the 2007 campaign.

Delaware7	28	14	0	-	49
Towson0	0	0	21	-	21

- Delaware - Jackson 2 run (Striefsky kick), 6:59 left (1st Q)
- Delaware - Duncan 26 pass from Devlin (Striefsky kick), 12:57 (2nd Q)
- Delaware - Jackson 2 run (Striefsky kick), 7:11 (2nd Q)
- Delaware - Duncan 43 pass from Devlin (Striefsky kick), :42 (2nd Q)
- Delaware - Graves 90 interception return (Striefsky kick), :00 (2nd Q)
- Delaware - Butler 89 kickoff return (Striefsky kick), 14:46 (3rd Q)
- Delaware - Jackson 1 run (Striefsky kick), 1:43 (3rd Q)
- Towson - Booker 1 run (Magas kick), 10:30 (4th Q)
- Towson - T. Chroniger 5 run (Magas kick), 5:15 (4th Q)
- Towson - Dameron 5 run (Magas kick), 2:33 (4th Q)

TOW	TEAM STATISTICS	UD
15	First Downs	17
40-231	Rushes-Yards	39-204
9-26-2-91	Passing	9-16-0-127
322	Total Offense	331
5-35.6	Punts-Avg.	4-39.2
2-0	Fumbles-lost	2-2
8-80	Penalties-yards	7-57
32:20	Time of Possession	27:40

INDIVIDUAL LEADERS: Rushing - Delaware, Jerry Butler, 13-82, Leon Jackson, 17-52, Pat Devlin, 4-49, Tim Donnelly, 3-24, David Hayes, 1-2, Team, 1-(-5); Towson, Tommy Chroniger, 11-97, Dominique Booker, 10-66, Tremayne Dameron, 11-31, Peter Athens, 2-25, Brian Potts, 3-12, Blair Peterson, 3-0; Passing - Delaware, Devlin, 9-15-0-127, Donnelly, 0-1-0-0; Towson, Potts, 4-11-2-46, Chroniger, 2-7-0-25, Athens, 2-5-0-16, Peterson, 1-3-0-4; Receiving - Delaware, Mark Duncan, 6-99, Mark Mackey, 2-11, Nihja White, 1-17; Towson, Hakeem Moore, 3-52, David Newsom, 2-15, Dameron, 2-15, Casey Cegles, 2-9.

2009 GAME BY GAME STATISTICS / GAME BY GAME STARTERS

GAME BY GAME STATISTICS

GAME	1ST D	RUSH-YDS.	PASS YDS.	PASSES	TOT. YDS.	PUNT-AVG.	FUM-LST	PEN.-YDS	POSS.	3RD DWN.
DELAWARE (35) W	19	46-163	240	14-20-0	403	4-40.5	1-1	4-35	29:17	4-12
West Chester (0)	10	34-92	84	11-28-1	176	7-38.7	1-1	5-55	30:43	3-16
DELAWARE (15) L	15	31-87	167	15-31-1	254	6-38.3	1-0	1-15	25:26	4-14
#1 Richmond (16)	19	36-59	247	22-33-2	306	2-30.5	2-1	6-45	34:34	6-12
DELAWARE (27) L	21	33-116	227	19-29-1	343	6-39.3	0-0	4-40	25:31	3-11
Delaware State (17)	20	37-135	208	23-40-1	343	4-30.5	3-1	9-53	34:29	8-19
DELAWARE (20) L	18	18-(-2)	302	33-49-0	300	9-39.4	1-1	4-42	24:08	5-15
#5 William & Mary (30)	22	42-145	313	23-37-0	458	4-46.2	2-0	5-43	35:52	8-17
Delaware (27) W	25	49-183	329	21-31-0	512	3-37.0	3-1	4-37	32:08	6-14
Maine (17)	18	24-68	258	23-36-2	326	5-40.2	1-0	4-22	27:52	3-11
Delaware (43) W	23	38-127	284	19-26-1	411	1-39.0	2-1	6-60	32:50	6-11
#12 Massachusetts (27)	18	21-32	325	28-44-1	357	3-41.0	2-2	7-52	27:10	6-14
#23 Delaware (49) W	17	39-204	127	9-16-0	331	4-39.2	2-2	8-72	27:40	4-11
Towson (21)	15	40-231	91	9-26-2	322	5-35.6	2-0	8-80	32:20	2-13

GAME BY GAME STARTERS

OFFENSE	QB	RB	WR	WR	WR	TE	LT	LG	C	RG	RT
West Chester	Devlin	Hayes	Schenauer	Jones	Mackey	Baker	Allard	Nicholson	McDowell	Gradkowski	Uhl
Richmond	Devlin	Hayes	Schenauer	Jones	Mackey	Naugle	Allard	Nicholson	McDowell	Gradkowski	Uhl
Delaware State	Devlin	Hayes	Schenauer	Jones	Mackey	Naugle	Allard	Nicholson	McDowell	Gradkowski	Uhl
William & Mary	Devlin	Hayes	Schenauer	Jones	Mackey	Crosby (WR)	Allard	Nicholson	McDowell	Gradkowski	Uhl
Maine	Devlin	Hayes	Crosby	Mooney (TE)	Mackey	Naugle	Allard	Nicholson	McDowell	Gradkowski	Uhl
Massachusetts	Devlin	Hayes	Crosby	Duncan	Mackey	Naugle	C. Davis	Nicholson	McDowell	Gradkowski	Uhl
Towson	Devlin	Jackson	Crosby	Hayes	Mackey	Mooney	C. Davis	Nicholson	McDowell	Gradkowski	Uhl
DEFENSE	LE	LT	RT	RE	LLB	MLB	RLB	LCB	FS	SS	RCB
West Chester	Morales	Haynes	Gilbeaux	Higginson	Worrilow	Makumbi	Harrison	Walters	Graves	Bratton	Grant
Richmond	Morales	Haynes	Gilbeaux	Higginson	Worrilow	Makumbi	Harrison	Walters	Graves	Bratton	Grant
Delaware State	Morales	Haynes	Hester	Higginson	Worrilow	Makumbi	Harrison	Walters	Graves	Bratton	Grant
William & Mary	Morales	Haynes	Gilbeaux	Higginson	Worrilow	Makumbi	Harrison	Walters	Graves	Bratton	Burley
Maine	Morales	Haynes	Gilbeaux	Higginson	Worrilow	Makumbi	Harrison	Walters	Graves	Bratton	Burley
Massachusetts	Morales	Haynes	Gilbeaux	Higginson	Worrilow	Makumbi	Harrison	Walters	Graves	Bratton	Burley
Towson	Morales	Haynes	Gilbeaux	Higginson	Worrilow	Makumbi	Harrison	Walters	Graves	Bratton	Burley

Delaware

Cumulative Season Statistics

- [Team Statistics](#)
- [Individual Statistics](#)
- [Defensive Statistics](#)
- [Combined Statistics](#)

Overall Team Statistics

2009 University of Delaware Football
Delaware Overall Team Statistics (as of Oct 17, 2009)
All games

TEAM STATISTICS	DELAWARE	OPP
SCORING.....	216	128
Points Per Game.....	30.9	18.3
FIRST DOWNS.....	138	122
Rushing.....	54	44
Passing.....	72	65
Penalty.....	12	13
RUSHING YARDAGE.....	878	762
Yards gained rushing.....	1016	896
Yards lost rushing.....	138	134
Rushing Attempts.....	254	234
Average Per Rush.....	3.5	3.3
Average Per Game.....	125.4	108.9
TDs Rushing.....	13	7
PASSING YARDAGE.....	1676	1526
Comp-Att-Int.....	130-202-3	139-244-9
Average Per Pass.....	8.3	6.3
Average Per Catch.....	12.9	11.0
Average Per Game.....	239.4	218.0
TDs Passing.....	13	8
TOTAL OFFENSE.....	2554	2288
Total Plays.....	456	478
Average Per Play.....	5.6	4.8
Average Per Game.....	364.9	326.9
KICK RETURNS: #-Yards.....	25-585	38-756
PUNT RETURNS: #-Yards.....	9-26	16-88
INT RETURNS: #-Yards.....	9-201	3-104
KICK RETURN AVERAGE.....	23.4	19.9
PUNT RETURN AVERAGE.....	2.9	5.5
INT RETURN AVERAGE.....	22.3	34.7
FUMBLES-LOST.....	10-6	13-5
PENALTIES-Yards.....	31-301	44-350
Average Per Game.....	43.0	50.0
PUNTS-Yards.....	33-1290	30-1141

Average Per Punt.....	39.1	38.0
Net punt average.....	34.0	33.2
TIME OF POSSESSION/Game.....	28:09	31:51
3RD-DOWN Conversions.....	32/88	36/102
3rd-Down Pct.....	36%	35%
4TH-DOWN Conversions.....	8/11	7/19
4th-Down Pct.....	73%	37%
SACKS BY-Yards.....	12-69	12-80
MISC YARDS.....	7	0
TOUCHDOWNS SCORED.....	29	16
FIELD GOALS-ATTEMPTS.....	5-6	6-12
ON-SIDE KICKS.....	0-4	0-4
RED-ZONE SCORES.....	42-54 78%	28-38 74%
RED-ZONE TOUCHDOWNS.....	32-54 59%	20-38 53%
PAT-ATTEMPTS.....	25-28 89%	14-14 100%
ATTENDANCE.....	170850	45198
Games/Avg Per Game.....	8/21356	6/7533
Neutral Site Games.....		0/0

SCORE BY QUARTERS	1st	2nd	3rd	4th	Total
-----	---	---	---	---	---
Delaware.....	53	62	63	38	- 216
Opponents.....	27	17	12	72	- 128

Overall Individual Statistics

2009 University of Delaware Football
 Delaware Overall Individual Statistics (as of Oct 17, 2009)
 All games

RUSHING	GP	Att	Gain	Loss	Net	Avg	TD	Long	Avg/G
-----	---	---	---	---	---	---	---	---	---
David Hayes	7	79	329	11	318	4.0	2	25	45.4
Leon Jackson	6	83	279	7	272	3.3	6	14	45.3
Pat Devlin	7	48	213	75	138	2.9	4	18	19.7
Jerry Butler	7	19	106	5	101	5.3	0	22	14.4
Phillip Thaxton	7	14	65	4	61	4.4	1	29	8.7
Tim Donnelly	1	3	24	0	24	8.0	0	13	24.0
Sean Hakes	1	1	0	8	-8	-8.0	0	0	-8.0
TEAM	5	7	0	28	-28	-4.0	0	0	-5.6
Total.....	7	254	1016	138	878	3.5	13	29	125.4
Opponents.....	7	234	896	134	762	3.3	7	71	108.9

PASSING	GP	Effic	Cmp-Att-Int	Pct	Yds	TD	Lng	Avg/G
-----	---	---	---	---	---	---	---	---
Pat Devlin	7	155.40	128-196-3	65.3	1663	13	79	237.6
Sean Hakes	1	61.84	2-5-0	40.0	13	0	7	13.0
Tim Donnelly	1	0.00	0-1-0	0.0	0	0	0	0.0
Total.....	7	152.32	130-202-3	64.4	1676	13	79	239.4
Opponents.....	7	112.94	139-244-9	57.0	1526	8	91	218.0

RECEIVING	GP	No.	Yds	Avg	TD	Long	Avg/G
-----	---	---	---	---	---	---	---
Mark Mackey	7	28	309	11.0	1	52	44.1

Mark Duncan	5	23	399	17.3	5	79	79.8
Tommy Crosby	7	16	213	13.3	1	38	30.4
Rob Jones	5	16	180	11.2	2	28	36.0
Mark Schenauer	4	11	168	15.3	0	56	42.0
David Hayes	7	10	81	8.1	0	18	11.6
Nihja White	6	8	113	14.1	1	39	18.8
Colin Naugle	6	6	73	12.2	0	23	12.2
Phillip Thaxton	7	5	78	15.6	1	30	11.1
Josh Baker	1	3	33	11.0	1	19	33.0
Leon Jackson	6	2	15	7.5	0	8	2.5
Jeff Javier	5	1	10	10.0	0	10	2.0
Trevor Mooney	7	1	4	4.0	1	4	0.6
Total.....	7	130	1676	12.9	13	79	239.4
Opponents.....	7	139	1526	11.0	8	91	218.0

PUNT RETURNS	No.	Yds	Avg	TD	Long
Rob Jones	5	18	3.6	0	9
Marcus Burley	3	13	4.3	0	12
Phillip Thaxton	1	-5	-5.0	0	0
Total.....	9	26	2.9	0	12
Opponents.....	16	88	5.5	0	20

INTERCEPTIONS	No.	Yds	Avg	TD	Long
Charles Graves	4	131	32.8	1	90
Anthony Bratton	3	37	12.3	0	37
Ricky Tunstall	1	0	0.0	0	0
Anthony Walters	1	33	33.0	0	33

KICK RETURNS	No.	Yds	Avg	TD	Long
Jerry Butler	23	575	25.0	1	89
Tyrone Grant	1	13	13.0	0	13
Rob Jones	1	-3	-3.0	0	0
Total.....	25	585	23.4	1	89
Opponents.....	38	756	19.9	0	39

FUMBLE RETURNS	No.	Yds	Avg	TD	Long
Marcus Burley	1	42	42.0	1	42
Michael Atunrase	1	16	16.0	0	16
Eddie Lugo	1	31	31.0	0	31
Total.....	3	89	29.7	1	42
Opponents.....	0	0	0.0	0	0

2009 University of Delaware Football
 Delaware Overall Individual Statistics (as of Oct 17, 2009)
 All games

SCORING	TD	FGs	Kick	PATs Rush Rcv Pass	DXP	Saf	Points
Jon Striefsky	0	5-6	25-28	0-0	0	0-0	40
Leon Jackson	6	0-0	0-0	0-0	0	0-0	36
Mark Duncan	5	0-0	0-0	0-0	0	0-0	30
Pat Devlin	4	0-0	0-0	0-0	0	0-1	24

Phillip Thaxton	2	0-0	0-0	0-0	0	0-0	0	0	12
David Hayes	2	0-0	0-0	0-0	0	0-0	0	0	12
Rob Jones	2	0-0	0-0	0-0	0	0-0	0	0	12
Jerry Butler	1	0-0	0-0	0-0	0	0-0	0	0	6
Tommy Crosby	1	0-0	0-0	0-0	0	0-0	0	0	6
Trevor Mooney	1	0-0	0-0	0-0	0	0-0	0	0	6
Josh Baker	1	0-0	0-0	0-0	0	0-0	0	0	6
Mark Mackey	1	0-0	0-0	0-0	0	0-0	0	0	6
Nihja White	1	0-0	0-0	0-0	0	0-0	0	0	6
Charles Graves	1	0-0	0-0	0-0	0	0-0	0	0	6
Marcus Burley	1	0-0	0-0	0-0	0	0-0	0	0	6
TEAM	0	0-0	0-0	0-0	0	0-0	0	1	2
Total.....	29	5-6	25-28	0-0	0	0-1	0	1	216
Opponents.....	16	6-12	14-14	0-1	0	0-1	0	0	128

TOTAL OFFENSE	G	Plays	Rush	Pass	Total	Avg/G
Pat Devlin	7	244	138	1663	1801	257.3
David Hayes	7	79	318	0	318	45.4
Leon Jackson	6	83	272	0	272	45.3
Jerry Butler	7	19	101	0	101	14.4
Phillip Thaxton	7	14	61	0	61	8.7
Tim Donnelly	1	4	24	0	24	24.0
Sean Hakes	1	6	-8	13	5	5.0
TEAM	5	7	-28	0	-28	-5.6
Total.....	7	456	878	1676	2554	364.9
Opponents.....	7	478	762	1526	2288	326.9

FIELD GOALS	FGM-FGA	Pct	01-19	20-29	30-39	40-49	50-99	Lg	Blk
Striefsky	5-6	83.3	0-0	4-5	1-1	0-0	0-0	33	1

FG SEQUENCE	Delaware	OPPONENTS
West Chester	-	32
Richmond	(33), (28), 23	(23)
Delaware State	-	(42), 44, 35
William and Mary	-	37, (29)
Maine	-	31, (35)
UMASS	(22), (24), (23)	(51), 52, (37)
Towson	-	-

Numbers in (parentheses) indicate field goal was made.

PUNTING	No.	Yds	Avg	Long	TB	FC	I20	Blkd
Ed Wagner	33	1290	39.1	51	4	4	9	0

KICKOFFS	No.	Yds	Avg	TB	OB	Retn	Net	YdLn
Jon Striefsky	30	1748	58.3	0	0			
Ed Wagner	7	379	54.1	1	0			
Jason Bilotti	1	56	56.0	0	0			
Total.....	38	2183	57.4	1	0	756	37.0	32
Opponents.....	28	1650	58.9	2	1	585	36.6	33

2009 University of Delaware Football
 Delaware Overall Individual Statistics (as of Oct 17, 2009)
 All games

ALL PURPOSE	G	Rush	Rec	PR	KOR	IR	Tot	Avg/G
Jerry Butler	7	101	0	0	575	0	676	96.6
Mark Duncan	5	0	399	0	0	0	399	79.8
David Hayes	7	318	81	0	0	0	399	57.0
Mark Mackey	7	0	309	0	0	0	309	44.1
Leon Jackson	6	272	15	0	0	0	287	47.8
Tommy Crosby	7	0	213	0	0	0	213	30.4
Rob Jones	5	0	180	18	-3	0	195	39.0
Mark Schenauer	4	0	168	0	0	0	168	42.0
Pat Devlin	7	138	0	0	0	0	138	19.7
Phillip Thaxton	7	61	78	-5	0	0	134	19.1
Charles Graves	7	0	0	0	0	131	131	18.7
Nihja White	6	0	113	0	0	0	113	18.8
Colin Naugle	6	0	73	0	0	0	73	12.2
Anthony Bratton	7	0	0	0	0	37	37	5.3
Anthony Walters	7	0	0	0	0	33	33	4.7
Josh Baker	1	0	33	0	0	0	33	33.0
Tim Donnelly	1	24	0	0	0	0	24	24.0
Marcus Burley	7	0	0	13	0	0	13	1.9
Tyrone Grant	4	0	0	0	13	0	13	3.2
Jeff Javier	5	0	10	0	0	0	10	2.0
Trevor Mooney	7	0	4	0	0	0	4	0.6
Sean Hakes	1	-8	0	0	0	0	-8	-8.0
TEAM	5	-28	0	0	0	0	-28	-5.6
Total.....	7	878	1676	26	585	201	3366	480.9
Opponents.....	7	762	1526	88	756	104	3236	462.3

Overall Defensive Statistics

2009 University of Delaware Football
 Delaware Overall Defensive Statistics (as of Oct 17, 2009)
 All games

DEFENSIVE LEADERS	GP	-----Tackles-----			TFL/Yds	-Sacks- No-Yds	---Pass Def---			-Fumbles-		Blkd	
		Solo	Ast	Total			Int-Yds	BrUp	QBH	Rcv-Yds	FF	Kick	Saf
30 Charles Graves	7	30	13	43	2.0-6	1.0-5	4-131	3
15 Marcus Burley	7	32	8	40	0.5-1	.	.	1	.	1-42	.	.	.
42 Benard Makumbi	7	20	20	40	.	.	.	1	1
58 Paul Worrilow	7	25	14	39	3.0-7	.	.	1	1	2-0	.	.	.
4 Anthony Bratton	7	25	13	38	2.0-2	.	3-37	2	.	.	1	.	.
9 Anthony Walters	7	29	9	38	1.5-9	.	1-33	9	.	.	1	.	.
40 Andrew Harrison	7	19	16	35	5.0-11	.	.	1	.	.	.	1	.
96 Brandon Gilbeaux	7	11	19	30	3.5-17	3.5-17	.	1	2	.	.	1	.
53 John Higginson	7	11	13	24	5.5-24	3.5-20	.	.	1	.	1	.	.
26 Kasseim Everett	7	14	5	19	.	.	.	1
98 Chris Morales	7	13	6	19	5.0-29	3.0-24	1	.	.
91 Siddiq Haynes	7	4	14	18	1.0-3	.	.	1	.	.	1	.	.
94 Michael Atunrase	7	6	10	16	1.0-3	1.0-3	.	.	.	1-16	1	.	.
45 Eddie Lugo	7	5	7	12	1-31	.	.	.

1 Tyrone Grant	4	7	4	11
93 Demitrius Hester	6	3	7	10
20 Jay Pena	6	3	4	7
52 Brian Void	5	2	5	7
46 Cazavious Ray	7	3	3	6
92 Irvin Titre	6	1	4	5
21 Mark Duncan	5	.	5	5
38 Ricky Tunstall	7	2	3	5	.	.	1-0
23 Cody Bristow	7	3	1	4
47 Jon Striefsky	7	3	1	4
37 Tim Breaker	5	1	3	4	.	.	.	1
90 Carl Batson	6	.	4	4
99 Justin Johnson	5	.	2	2
35 Colin Naugle	6	1	1	2
68 Corey Olsen	1	1	1	2	1.0-1	1	.	.
56 Gino Gradkowski	7	.	1	1
5 Rob Jones	5	1	.	1
44 Zack Reed	7	.	1	1
11 Matt Marcorelle	3	1	.	1	1.0-2
84 Trevor Mooney	7	1	.	1
22 Leon Jackson	6	.	1	1
TM TEAM	5	1
7 Sean Scanlon	2	1
Total.....	7	277	218	495	32-115	12-69	9-201	23	5	5-89	7	2	1
Opponents.....	7	275	194	469	31-117	12-80	3-104	21	4	6-0	8	2	.

Combined Team Statistics

2009 University of Delaware Football
 Delaware Combined Team Statistics (as of Oct 17, 2009)
 All games

RECORD:	OVERALL	HOME	AWAY	NEUTRAL
ALL GAMES.....	(5-2-0)	(3-1-0)	(2-1-0)	(0-0-0)
CONFERENCE.....	(3-2-0)	(1-1-0)	(2-1-0)	(0-0-0)
NON-CONFERENCE.....	(2-0-0)	(2-0-0)	(0-0-0)	(0-0-0)

DATE	OPPONENT	W/L	SCORE	ATTEND
Sep 04, 2009	WEST CHESTER	W	35-0	22006
*Sep 12, 2009	#1 RICHMOND	L	15-16	20800
Sep 19, 2009	DELAWARE STATE	W	27-17	20585
*Sep 26, 2009 at	#5 William and Mary	L	20-30	12259
*Oct 03, 2009 at	Maine	W	27-17	4314
*Oct 10, 2009	#12 UMASS	W	43-27	22034
*Oct 17, 2009 at	Towson	W	49-21	6026

TEAM STATISTICS	DELAWARE	OPP
FIRST DOWNS.....	138	122
Rushing.....	54	44
Passing.....	72	65
Penalty.....	12	13
RUSHING YARDAGE.....	878	762
Rushing Attempts.....	254	234
Average Per Rush.....	3.5	3.3
Average Per Game.....	125.4	108.9

TDs Rushing.....	13	7
PASSING YARDAGE.....	1676	1526
Comp-Att-Int.....	130-202-3	139-244-9
Average Per Pass.....	8.3	6.3
Average Per Catch.....	12.9	11.0
Average Per Game.....	239.4	218.0
TDs Passing.....	13	8
TOTAL OFFENSE.....	2554	2288
Average Per Play.....	5.6	4.8
Average Per Game.....	364.9	326.9
KICK RETURNS: #-Yards....	25-585	38-756
PUNT RETURNS: #-Yards....	9-26	16-88
INT RETURNS: #-Yards....	9-201	3-104
FUMBLES-LOST.....	10-6	13-5
PENALTIES-Yards.....	31-301	44-350
PUNTS-AVG.....	33-39.1	30-38.0
TIME OF POSSESSION/Game..	28:09	31:51
3RD-DOWN Conversions.....	32/88	36/102
4TH-DOWN Conversions.....	8/11	7/19

RUSHING	GP	Att	Gain	Loss	Net	Avg	TD	Long	Avg/G
David Hayes	7	79	329	11	318	4.0	2	25	45.4
Leon Jackson	6	83	279	7	272	3.3	6	14	45.3
Pat Devlin	7	48	213	75	138	2.9	4	18	19.7
Jerry Butler	7	19	106	5	101	5.3	0	22	14.4
Phillip Thaxton	7	14	65	4	61	4.4	1	29	8.7
Tim Donnelly	1	3	24	0	24	8.0	0	13	24.0
Sean Hakes	1	1	0	8	-8	-8.0	0	0	-8.0
TEAM	5	7	0	28	-28	-4.0	0	0	-5.6
Total.....	7	254	1016	138	878	3.5	13	29	125.4
Opponents.....	7	234	896	134	762	3.3	7	71	108.9

PASSING	GP	Effic	Cmp-Att-Int	Pct	Yds	TD	Lng	Avg/G
Pat Devlin	7	155.40	128-196-3	65.3	1663	13	79	237.6
Sean Hakes	1	61.84	2-5-0	40.0	13	0	7	13.0
Tim Donnelly	1	0.00	0-1-0	0.0	0	0	0	0.0
Total.....	7	152.32	130-202-3	64.4	1676	13	79	239.4
Opponents.....	7	112.94	139-244-9	57.0	1526	8	91	218.0

RECEIVING	GP	No.	Yds	Avg	TD	Long	Avg/G
Mark Mackey	7	28	309	11.0	1	52	44.1
Mark Duncan	5	23	399	17.3	5	79	79.8
Tommy Crosby	7	16	213	13.3	1	38	30.4
Rob Jones	5	16	180	11.2	2	28	36.0
Mark Schenauer	4	11	168	15.3	0	56	42.0
David Hayes	7	10	81	8.1	0	18	11.6
Nihja White	6	8	113	14.1	1	39	18.8
Colin Naugle	6	6	73	12.2	0	23	12.2
Phillip Thaxton	7	5	78	15.6	1	30	11.1
Josh Baker	1	3	33	11.0	1	19	33.0
Leon Jackson	6	2	15	7.5	0	8	2.5
Jeff Javier	5	1	10	10.0	0	10	2.0
Trevor Mooney	7	1	4	4.0	1	4	0.6
Total.....	7	130	1676	12.9	13	79	239.4
Opponents.....	7	139	1526	11.0	8	91	218.0

FIELD GOALS	FGM-FGA	Pct	01-19	20-29	30-39	40-49	50-99	Lg	Blk
-------------	---------	-----	-------	-------	-------	-------	-------	----	-----

Striefsky	5-6	83.3	0-0	4-5	1-1	0-0	0-0	33	1			

SCORING	TD	FGs	----- PATs -----			Kick	Rush	Rcv	Pass	DXP	Saf	Points

Jon Striefsky	0	5-6	25-28	0-0	0	0-0	0	0	0-0	0	0	40
Leon Jackson	6	0-0	0-0	0-0	0	0-0	0	0	0-0	0	0	36
Mark Duncan	5	0-0	0-0	0-0	0	0-0	0	0	0-0	0	0	30
Pat Devlin	4	0-0	0-0	0-0	0	0-1	0	0	0-0	0	0	24
Phillip Thaxton	2	0-0	0-0	0-0	0	0-0	0	0	0-0	0	0	12
David Hayes	2	0-0	0-0	0-0	0	0-0	0	0	0-0	0	0	12
Rob Jones	2	0-0	0-0	0-0	0	0-0	0	0	0-0	0	0	12
Trevor Mooney	1	0-0	0-0	0-0	0	0-0	0	0	0-0	0	0	6
Marcus Burley	1	0-0	0-0	0-0	0	0-0	0	0	0-0	0	0	6
Josh Baker	1	0-0	0-0	0-0	0	0-0	0	0	0-0	0	0	6
Charles Graves	1	0-0	0-0	0-0	0	0-0	0	0	0-0	0	0	6
Nihja White	1	0-0	0-0	0-0	0	0-0	0	0	0-0	0	0	6
Jerry Butler	1	0-0	0-0	0-0	0	0-0	0	0	0-0	0	0	6
Tommy Crosby	1	0-0	0-0	0-0	0	0-0	0	0	0-0	0	0	6
Mark Mackey	1	0-0	0-0	0-0	0	0-0	0	0	0-0	0	0	6
TEAM	0	0-0	0-0	0-0	0	0-0	0	1	0-0	0	1	2
Total.....	29	5-6	25-28	0-0	0	0-1	0	1	0-1	0	1	216
Opponents.....	16	6-12	14-14	0-1	0	0-1	0	0	0-1	0	0	128

SCORE BY QUARTERS	1st	2nd	3rd	4th	Total							

Delaware.....	53	62	63	38	-	216						
Opponents.....	27	17	12	72	-	128						

INTERCEPTIONS	No.	Yds	Avg	TD	Long							

Charles Graves	4	131	32.8	1	90							
Anthony Bratton	3	37	12.3	0	37							
Anthony Walters	1	33	33.0	0	33							
Ricky Tunstall	1	0	0.0	0	0							

PUNTING	No.	Yds	Avg	Long	TB	FC	I20	Blkd				

Ed Wagner	33	1290	39.1	51	4	4	9	0				

PUNT RETURNS	No.	Yds	Avg	TD	Long							

Rob Jones	5	18	3.6	0	9							
Marcus Burley	3	13	4.3	0	12							
Phillip Thaxton	1	-5	-5.0	0	0							
Total.....	9	26	2.9	0	12							
Opponents.....	16	88	5.5	0	20							

KICK RETURNS	No.	Yds	Avg	TD	Long							

Jerry Butler	23	575	25.0	1	89							
Rob Jones	1	-3	-3.0	0	0							
Tyrone Grant	1	13	13.0	0	13							
Total.....	25	585	23.4	1	89							
Opponents.....	38	756	19.9	0	39							

ALL PURPOSE	G	Rush	Rec	PR	KOR	IR	Tot	Avg/G				

Jerry Butler	7	101	0	0	575	0	676	96.6				

Mark Duncan	5	0	399	0	0	0	399	79.8
David Hayes	7	318	81	0	0	0	399	57.0
Mark Mackey	7	0	309	0	0	0	309	44.1
Leon Jackson	6	272	15	0	0	0	287	47.8
Total.....	7	878	1676	26	585	201	3366	480.9
Opponents.....	7	762	1526	88	756	104	3236	462.3

TOTAL OFFENSE	G	Plays	Rush	Pass	Total	Avg/G
Pat Devlin	7	244	138	1663	1801	257.3
David Hayes	7	79	318	0	318	45.4
Leon Jackson	6	83	272	0	272	45.3
Jerry Butler	7	19	101	0	101	14.4
Phillip Thaxton	7	14	61	0	61	8.7
Total.....	7	456	878	1676	2554	364.9
Opponents.....	7	478	762	1526	2288	326.9

DEFENSIVE LEADERS	GP	-----Tackles-----			TFL/Yds	-Sacks-	---Pass Def---			-Fumbles-		Blkd	
		Solo	Ast	Total			No-Yds	Int-Yds	BrUp	QBH	Rcv-Yds	FF	Kick
30 Charles Graves	7	30	13	43	2.0-6	1.0-5	4-131	3
42 Benard Makumbi	7	20	20	40	.	.	.	1	1
15 Marcus Burley	7	32	8	40	0.5-1	.	.	1	.	1-42	.	.	.
58 Paul Worrilow	7	25	14	39	3.0-7	.	.	1	1	2-0	.	.	.
4 Anthony Bratton	7	25	13	38	2.0-2	.	3-37	2	.	.	1	.	.
Total.....	7	277	218	495	32-115	12-69	9-201	23	5	5-89	7	2	1
Opponents.....	7	275	194	469	31-117	12-80	3-104	21	4	6-0	8	2	.