

## SCHEDULE & RESULTS

### DELAWARE (6-3, 4-3 \*CAA)

Sept. 4	West Chester	W 35-0
Sept. 12	#1 *Richmond	L 15-16 (TCN TV)
Sept. 19	Delaware State	W 27-17 (SFN TV)
Sept. 26	at #5 *William & Mary	L 20-30
Oct. 3	at *Maine	W 27-17 (WABI TV)
Oct. 10	#12 *Massachusetts (PFW)	W 43-27
Oct. 17	at *Towson	W 49-21
Oct. 31	*James Madison (HC)	L 8-20 (TCN TV)
Nov. 7	*Hofstra (Hall of Fame Day)	W 28-24
Nov. 14	AT NAVY	3:30 p.m. (CBS CSTV)
Nov. 21	at *Villanova	3:30 p.m. (TCN TV)

### U.S. NAVAL ACADEMY (7-3)

Sept. 5	at #6 Ohio State	L 27-31
Sept. 12	Louisiana Tech	W 32-14
Sept. 19	at Pitt	L 14-27
Sept. 26	Western Kentucky	W 38-22
Oct. 3	Air Force	W 16-13 ot
Oct. 10	at Rice	W 63-14
Oct. 17	at SMU	W 38-35 ot
Oct. 24	Wake Forest	W 13-10
Oct. 31	Temple	L 24-27
Nov. 7	at #19 Notre Dame	W 23-21
Nov. 14	DELAWARE	3:30 p.m.
Nov. 28	at Hawaii	10:30 p.m.
Dec. 12	Army (at Philadelphia)	2:30 p.m.

## BROADCAST INFORMATION

**TELEVISION:** Live nationally on CBS College Sports Television (check local listings for channel) with Philadelphia Phillies announcer Tom McCarthy calling the action and former NFL standout Randy Cross providing commentary.

**RADIO: WDSO 94.7 FM** (Play by Play: Mike Corey; Color: Glenn Frazer; Sideline: Matt Janus); **WVUD 91.3 FM** (Kevin Collins; Brendan Reskaikis)

### MULTIMEDIA:

**Live Stats/Video:** [www.navysports.com/sports/m-footbl/sched/navy-m-footbl-sched.html](http://www.navysports.com/sports/m-footbl/sched/navy-m-footbl-sched.html)

## MEDIA RELATIONS CONTACTS

### UNIVERSITY OF DELAWARE

**Sports Information Director:** Scott Selheimer

**Email:** selheime@udel.edu

**Office Phone / Fax:** 302-831-2186 / 302-831-8653

**Cell:** 302-562-5129 **Website:** [www.bluehens.com](http://www.bluehens.com)

### NAVY

**Sports Information Director:** Scott Strasmeier

**Email:** sstrassem@usna.edu

**Cell Phone:** 443-336-9023

**Office Phone/Fax:** 410-293-8775 / 410-293-8954

**Website:** [www.navysports.com](http://www.navysports.com)



# Game #10 Game Notes



## 2009 UNIVERSITY OF DELAWARE FOOTBALL



**#23 Delaware (6-3) vs. Navy (7-3)**  
**Saturday, Nov. 14, 2009 • 3:30 p.m. • Annapolis, Md. •**  
**Navy-Marine Corps Stadium (34,000)**  
**CBS College Sports Television TV**

### GAME PREVIEW

The No. 23 University of Delaware football team will step up a level this week as the Blue Hens (6-3) take to the road to take on the NCAA Division I Football Bowl Subdivision bowl contender U.S. Naval Academy (7-3) Saturday afternoon at Navy-Marine Corps Stadium.

The Hens, who have now won four of their last five games, close out the season with road games at Navy this week and at Colonial Athletic Association rival Villanova next Saturday and may need to win both to earn a spot in the 16-team NCAA playoffs which begin Nov. 28.

Delaware clinched yet another winning season with the 28-24 victory over Hofstra Saturday at Delaware Stadium as **Jerry Butler** ran for 83 yards and scored two touchdowns, including the eventual game-winner with 11:48 left to play. Defensively, LB **Benard Makumbi** made nine stops but none were bigger than his hit on Hofstra QB Cory Christopher at the Delaware 20-yard line on a fourth-and-one play that preserved the win in the final minute of play.

Navy (7-3) earned a spot in the Texas Bowl in December as the Mids became bowl eligible with their thrilling 23-21 victory over No. 19 ranked Notre Dame Saturday in South Bend, Ind. The Mids downed the Fighting Irish in South Bend for the second straight time in South Bend as FB Vince Murray ran for 158 yards and a touchdown and QB Ricky Dobbs added 102 yards and a touchdown on the ground.



**RB Jerry Butler**  
(Photo by Mark Campbell)

### QUICK NOTES

- The all-time series with Navy is tied at 7-7 but the Hens won the last meeting in 2007 with a 59-52 victory at Navy-Marine Corps Stadium with QB Joe Flacco - current Baltimore Ravens starter - and RB Omar Cuff leading the way. Navy is 6-5 all-time vs. Delaware in Annapolis, including a 34-20 win in 2004.

- over for more -



### THE DELAWARE FOOTBALL TRADITION

6 National Titles (1948, 1963, 1971, 1972, 1979, 2003)  
19 NCAA Tournament Appearance • 3 NCAA National Runner-Up Finishes •  
19 Lambert Cups • 11 ECAC Team of the Years • 15 Conference Championships

# DELAWARE FOOTBALL GAMES NOTES • DELAWARE VS. NAVY • Nov. 14, 2009

## DELAWARE-NAVY SERIES

### DELAWARE-NAVY SERIES HISTORY:

**Series Record:** Series tied at 7-7

**At Annapolis, Md.:** Navy leads 6-5

**Last Time at Annapolis, Md.:** UD won 59-52 in 2007

**First Meeting:** Navy won 12-7 in 1931

**Last Delaware Win:** Delaware won 59-52 in 2007

**Last Navy Win:** Navy won 34-20 in 2004

### YEAR BY YEAR IN THE SERIES

1931 - Navy, 12-7 (at Navy)

1985 - Delaware, 16-13 (at Delaware)

1986 - Delaware, 27-14 (at Navy)

1987 - Navy, 31-22 (at Delaware)

1988 - Navy, 30-3 (at Navy) (biggest Navy win margin)

1989 - Delaware, 10-9 (at Delaware)

1990 - Navy, 31-27 (at Navy)

1991 - Delaware, 29-25 (at Navy)

1992 - Delaware, 37-21 (at Navy)

1995 - Navy, 31-7 (at Navy)

1996 - Navy, 30-14 (at Navy)

2003 - Delaware, 21-17 (at Navy)

2004 - Navy, 34-20 (at Navy)

2007 - Delaware, 59-52 (at Navy)

### LAST MEETING: Delaware 59-52

**ANNAPOLIS, Md. (Oct. 27, 2007)** -- Delaware's vaunted passing attack took on Navy's dominant running game and a wild shootout broke out. When the smoke cleared, it was the No. 9 ranked Blue Hens, behind the passing of Joe Flacco and the running of Omar Cuff who survived as Delaware scored on seven straight possessions at one point and piled up 581 total yards on the way to a 59-52 upset victory over the Midshipmen in a game that saw the teams combine for 111 points and 1,087 total yards.

The Blue Hens (7-1), who won their second straight game and defeated the NCAA I-A Midshipmen for the second time in the last three meetings, took the lead for good with 17 unanswered points in the second half and put the game away when Cuff scored his fourth touchdown of the game on a 37-yard jaunt up the middle with 2:02 left to play. The 59 points was the most scored by a Delaware team since the 2000 season and was believed to be the highest point total ever scored by an I-AA team over a I-A foe.

Navy (4-4), which had advanced to a bowl game each of the last four seasons, lost its second straight game, following a three-game winning streak, despite 342 yards rushing on the day. However, two Midshipmen miscues loomed large.

Cuff ran 28 times for 141 yards and scored four touchdowns for the Hens while Flacco hit on 30 of 41 passes for a career-high 434 yards and four touchdowns. Kervin Michaud caught a career-high eight passes for 96 yards and two touchdowns while tight end Robbie Agnone grabbed seven passes for 133 yards.

### 2-2-2-2

The teams did not play last season.

- Delaware head coach **K.C. Keeler** captured his 150th career victory with the win over Hofstra Saturday. He is one of just 11 active NCAA FCS coaches to have reached that milestone. Keeler will coach his 100th career game at Delaware this week, entering with a mark of 62-37 at Delaware.

- Delaware has now posted a .500 or better season 19 times in the last 23 seasons and avoided their first back-to-back losing campaigns since 1935-39.

- Delaware finished the regular season with a record of 4-2 at home and an average home attendance of 20,750, marking the 11th straight season that Delaware Stadium has drawn an average of 20,000 or more fans during the regular season - a record unmatched by any other FCS school.

### MILESTONES FOR K.C. KEELER

Delaware head coach **K.C. Keeler** joined some select company last week as the Blue Hens' 28-24 win over Hofstra gave him 150 career college coaching victories.

Keeler, who will coach his 100th game at Delaware this week at Navy, is 62-37 in eight seasons at Delaware after posting a mark of 88-21-1 in nine season at NCAA Division III power Rowan. His all-time college coaching record now stands at 150-58-1 in 17 seasons. He is one of only 11 active NCAA FCS coaches to reach the impressive plateau.

### The active NCAA Division I FCS Coaching Win List:

1. Bob Ford (Albany), 240; 2. Joe Taylor (Florida A&M), 213; 3. Jerry Moore (Appalachian State), 212; 4. Al Bagnoli (Penn), 206; 5. Andy Talley (Villanova), 201; 6. Jimmie Laycock (Wm. & Mary), 197; 7. Rob Ash (Montana State), Walt Hamelin (Wagner), 195; 9. Pete Richardson (Southern), 174; 10. Mike Ayers (Wofford), 155; 11. **K.C. Keeler** (Delaware), 150

### TURNING THINGS AROUND

The 2008 season was an uncharacteristic down year for the Blue Hens, who suffered through a 4-8 campaign that saw the Blue Hens struggle throughout the season on the offensive side of the ball.

The eight losses was the most in a single season in 117 seasons of UD football since 1889 and the four wins were the lowest total since the 2001 squad went 4-6. Delaware, which captured the NCAA I-AA national title in 2003 and advanced to the NCAA Division I Football Championship Subdivision national title game in 2007, looks to rebound this season thanks to a stingy defense that ranks among the best in the Colonial Athletic Association and a much-improved offense. History showed that the Blue Hens would be back. And they are. Delaware enters the Navy game with a record of 6-3, including four wins in the last five outings. The win guaranteed the Blue Hens of a winning record in 2009, thus avoiding back-to-back losing seasons. Delaware has not posted consecutive losing seasons since before World War II when the Hens suffered through five straight losing seasons between 1935 and 1939 under head coaches **Lyal Clark** and **Stephen Grenda**. Each of the other 11 CAA teams have suffered consecutive losing seasons at least once since the 1983 season.

- over for more -



LB Benard Makumbi  
(Photo by Mark Campbell)

### WEEKLY DELAWARE FOOTBALL PRESS CONFERENCE

The University of Delaware will hold its weekly press conference with head coach **K.C. Keeler** and selected players each Monday during the season at 1 p.m. at the Bob Carpenter Center Lounge. Coach Keeler will recap the previous weeks' game and preview the upcoming opponent. The upcoming week's opposing head coach will also be available via speakerphone when possible. Players will be available for one-on-one interviews at end of the conference.



# DELAWARE FOOTBALL GAMES NOTES • DELAWARE VS. NAVY • Nov. 14, 2009

3-3-3-3

## LAST WEEK FOR DELAWARE

### Hens Hang On, Clinch Winning Season with 28-24 CAA Win Over Hofstra

**NEWARK, Del.** (Nov. 7, 2009) -- **Jerry Butler** highlighted Senior Day by scoring two touchdowns, including the game-winner early in the fourth quarter, and **Benard Makumbi** came up with a big stop on a fourth down play inside Delaware territory in the final minute as the No. 23 ranked Blue Hens got by Hofstra 28-24 Saturday at Delaware Stadium.

Playing their final regular season game of the season, the Blue Hens (6-3, 4-3 CAA) bounced back from last week's tough 20-8 loss to James Madison and kept their post-season hopes alive as they jumped out to a 21-7 lead, fell behind in the second half, and rallied to down the Pride (4-5, 2-4 CAA) for the third straight time. The win gave Delaware head coach **K.C. Keeler** his 150th career college coaching victory as he became only the 11th active NCAA Division I Football Championship Subdivision coach to reach the milestone.



**QB Pat Devlin**  
(Photo by Mark Campbell)

Butler took over the running chores and led the Hens to the victory. He rushed 18 times for a season-high 83 yards and scored two touchdowns, the second with 11:48 left in the fourth quarter that proved to be the game-winner. The Hens came up with one of their biggest stops of the season in the final minute on Hofstra's final drive of the day. On a fourth and one play at the Delaware 20-yard line with just 42 seconds left in the game, Hofstra QB Cory Christopher rolled to his right but was met hard by Makumbi, who drove him back five yards for a loss to preserve the win.

Delaware, which clinched a .500 or better record for the 19th time in the last 23 years with the victory, overcame three turnovers and a sluggish

second half to win for the fourth time in the last five outings.

Blue Hen QB **Pat Devlin** connected on 14 of 22 passes for 185 yards and two touchdowns and was intercepted once. Hofstra's Christopher hit on 16 of 24 passes for 157 yards and a touchdown while backup Steve Probst was 5 of 11 for 83 yards and a touchdown.

Hofstra outgained Delaware 351-305 and did not have a turnover during the game but committed 12 penalties for 90 yards.

Delaware jumped out to a quick 14-0 lead on a two-yard run by Butler and Devlin's 16-yard scoring pass to **Tommy Crosby** before Hofstra came back on a three-yard touchdown pass from Probst to Weaver early in the second quarter. The Hens went up 21-7 on Devlin's 10-yard pass to Duncan with 31 seconds left before Hofstra scored just before the half to narrow the margin to 21-14 as the Pride returned a short kickoff to the Delaware 37-yard line and scored three plays later on a one-yard drive by Everette Benjamin with three seconds left.

- over for more -

## DELAWARE FOOTBALL ON THE RADIO

All University of Delaware football games, home and away, will once again be broadcast live on WDSO 94.7 FM and on the UD student station WVUD 91.3 FM. The 2009 season marks the 11th year of Delaware football's association with Clear Channel Communications. WDSO, the only station with statewide coverage in Delaware, will once again serve as the flagship station for Blue Hen football with coverage throughout Delaware and parts of



Maryland, Pennsylvania, and New Jersey. Games can also be heard on the internet at [www.wdsd.com](http://www.wdsd.com). Play by play announcer and WDSO Sports Director Mike Corey will return for his 10th consecutive year on the air. Also part of the on-air broadcast team will be color commentator Glenn Frazer, sideline reporter Matt Janus, and pre-game show cohost Kevin Tresolini from the Wilmington News Journal. Corey will once again serve as co-host of the hour-long K.C. Keeler Show each Wednesday during the season beginning Sept. 2 at 7 p.m. The broadcast will be live at Klondike Kate's Restaurant in Newark and will also be available on the web. WVUD 91.3 will also broadcast all Delaware games in 2009 with Kevin Collins calling the action. Games can also be heard on the internet at [www.wvud.org](http://www.wvud.org).

## TEAM STATISTICAL LEADERS

### DELAWARE

PASSING	Comp.	Att.	Yards	TD	Int.	Lg
Pat Devlin.....	161	260	2063	15	6	79
Sean Hakes.....	2	5	13	0	0	7
Tim Donnelly.....	0	1	0	0	0	0

RUSHING	Att.	Yds.	Avg.	TD	Long
David Hayes.....	83	323	3.9	2	25
Leon Jackson.....	99	316	3.2	6	14
Jerry Butler.....	43	195	4.5	2	50
Pat Devlin.....	70	115	1.6	4	18

RECEIVING	Rec.	Yds.	Avg.	TD	Long
Mark Duncan.....	32	507	15.8	6	79
Mark Mackey.....	30	322	10.7	1	52
Tommy Crosby.....	21	259	12.3	2	38
Rob Jones.....	16	180	11.2	2	28

KICKING	XP-A	FG-A	Lg.	Punt	Avg.	Lg
Jon Strielsky.....	29-32	7-8	34	-	-	-
Ed Wagner.....	-	-	-	43	40.2	73

DEFENSE	TT (Solo)	TFL	Sack	Int.	PD
Benard Makumbi.....	56 (31)	2-6	0-0	0	1
Anthony Walters.....	50 (37)	2-9	0-0	1	10
Charles Graves.....	50 (33)	3-7	1-5	4	3
Anthony Bratton.....	49 (32)	3-3	0-0	4	2
Brandon Gilbeaux.....	41 (17)	7-35	6-31	0	1

### NAVY

PASSING	Comp.	Att.	Yards	TD	Int.	Lg
Ricky Dobbs.....	35	69	674	4	2	85
Kriss Proctor.....	2	4	27	0	1	31

RUSHING	Att.	Yds.	Avg.	TD	Long
Vince Murray.....	149	796	5.3	5	52
Ricky Dobbs.....	201	697	3.5	17	29
Marcus Curry.....	46	393	8.5	4	45
Alexander Teich.....	60	318	5.3	0	42
Kriss Proctor.....	53	223	4.2	5	40

RECEIVING	Rec.	Yds.	Avg.	TD	Long
Mario Washington.....	8	144	18.0	0	31
Mike Schupp.....	6	61	10.2	0	17
Marcus Curry.....	4	165	41.2	2	85

KICKING	XP-A	FG-A	Lg.	Punt	Avg.	Lg
Joe Buckley.....	30-30	8-11	50	-	-	-
Jon Teague.....	5-5	1-2	31	-	-	-
Kyle Delahooke.....	-	-	-	37	43.6	68

DEFENSE	TT (Solo)	TFL	Sack	Int.	PD
Ross Pospisill.....	72 (38)	6-25	3-17	0	3
Tony Haberer.....	58 (27)	6-19	2-10	1	0
Tyler Simmons.....	58 (25)	1-4	0-0	0	2
Wyatt Middleton.....	53 (27)	2-8	0-0	3	0

# DELAWARE FOOTBALL GAMES NOTES • DELAWARE VS. NAVY • Nov. 14, 2009

## COLONIAL ATHLETIC ASSOCIATION

### Current CAA Standings (Nov. 13)

	CAA		Overall		Next
	W	L	W	L	
<b>SOUTH</b>					
#3 Villanova .....	5	1	8	1	at Towson (1)
#4 Richmond.....	6	1	8	1	at George. (1)
#5 William & Mary .....	5	1	8	1	UNH (1:30)
<b>#23 DELAWARE.....</b>	<b>4</b>	<b>3</b>	<b>6</b>	<b>3</b>	<b>at Navy (3:30)</b>
James Madison .....	2	4	4	5	at UMass (12)
Towson .....	1	5	2	7	Villanova (1)
<b>NORTH</b>					
# 8 New Hampshire.....	5	1	8	1	at W&M (1:30)
Massachusetts .....	3	3	4	5	JMU (12)
Maine .....	3	3	4	5	R. Island (12)
Hofstra .....	2	4	4	5	at Northeast. (1)
Northeastern.....	1	5	1	8	Hofstra (1)
Rhode Island.....	0	6	1	8	at Maine (12)

### Last Week's Results:

Delaware 28, Hofstra 24; Massachusetts 37, Northeastern 7; New Hampshire 55, Rhode Island, 42; William & Mary 31, Towson 0; James Madison 22, Maine 14

## COLONIAL ATHLETIC ASSOCIATION MEDIA TELECONFERENCE

The Colonial Athletic Association will hold its weekly coaches teleconference each Monday throughout the season beginning at 10 a.m. The first teleconference is scheduled for Aug. 31. The phone number to take part in the call is 888-289-3996. Contact Scott Selheimer or CAA Football Media Director Scott Meyer (804-754-1616) for access codes. A complete transcript of the teleconference is available on the CAA website on Monday afternoon at [www.caasports.com](http://www.caasports.com). Below is the weekly schedule.

- 10 a.m. - Introduction
- 10:10 a.m. - Mike London - Richmond
- 10:20 a.m. - Jimmie Laycock - Wm. & Mary
- 10:30 a.m. - Andy Talley - Villanova
- 10:40 a.m. - Rocky Hager - Northeastern
- 10:50 a.m. - Mickey Matthews - James Madison
- 11:00 a.m. - Jack Cosgrove - Maine
- 11:10 a.m. - Keith Morris - Massachusetts
- 11:20 a.m. - Joe Trainer - Rhode Island
- 11:30 a.m. - K.C. Keeler - Delaware**
- 11:40 a.m. - Sean McDonnell - New Hampshire
- 11:50 a.m. - Dave Cohen - Hofstra
- 12 noon - Rob Ambrose - Towson
- 12:10 p.m. - Selected Student-Athlete



4-4-4-4

## FOUR EARN BLUE HEN TOUCHDOWN CLUB WEEKLY MVP HONORS

Senior running back **Jerry Butler**, senior defensive end **John Higginson**, senior defensive tackle **Brandon Gilbeaux**, and junior linebacker **Benard Makumbi** were selected as the Blue Hen Touchdown Club Most Valuable Players for their performances in the 28-24 win over Hofstra Saturday. The four were honored at the weekly Blue Hen Touchdown Club Luncheon Thursday at Bob Carpenter Center Lounge.


Butler (Philadelphia, Pa.) was named Offensive MVP as he carried 18 times for a season-high 83 yards and scored two touchdowns, including a one-yard dive with 11:48 left to play for what proved to be the winning score.

He also caught three passes for 26 yards and also returned three kickoffs for 66 yards. His 50-yard rush was the longest of the season for the Blue Hens.

Gilbeaux (Washington, D.C.) and Makumbi (Lowell, Mass.) shared the Defensive MVP Award. Gilbeaux posted four tackles, including two sacks for 14 yards, while Makumbi registered a team-high nine tackles, including six solo stops.

His stop of Hofstra QB Corey Christopher for a five-yard loss at the Delaware 20-yard line on a fourth-and-one play with 42 seconds left secured the win.

Higginson (Amherst, Mass.) blocked a first half field goal to lead the UD special teams. He also posted four tackles on the day, including a sack.



## LAST TIME OUT FOR NAVY

### Mids Secure Bowl Bid with Stunning 23-21 Upset Over No. 19 Notre Dame

**SOUTH BEND, Ind. (Nov. 7, 2009)** - Navy's second consecutive victory at Notre Dame Stadium didn't produce the same euphoria for the Midshipmen as the last one. Just another win as far Navy was concerned - though this loss to the Midshipmen was much more costly for Notre Dame.

Craig Schaefer sacked Jimmy Clausen in the end zone with 60 seconds left Saturday and Navy held on for a 23-21 victory, its second in three seasons against the 19th-ranked Fighting Irish. Two years ago when Navy beat Notre Dame, the Irish were in the midst of a 3-9 season.

The loss Saturday effectively ends any hope Notre Dame (6-3) had for its first Bowl Championship Series appearance since 2006.

The last time an unranked Navy team beat a ranked Notre Dame team was 1936, the first year of the poll, when the Midshipmen won 3-0. Ranked Notre Dame teams had beat unranked Navy 41 straight times.

Notre Dame (6-3) scored with 24 seconds left on a 31-yard pass from Jimmy Clausen to Golden Tate to cut the lead to two, but the ensuing onside kick went out of bounds.

Ricky Dobbs threw a 52-yard touchdown pass and ran for another and fullback Vince Murray added a 25-yard TD run for Navy to lead the Midshipmen to consecutive wins in South Bend for the first time since 1961 and 1963.

Navy outrushed the Irish 348-60 as Murray ran for 158 yards and a touchdown on 14 carries, becoming the first Navy running back to rush for 100 yards for four straight games since Napoleon McCallum in 1983.

Dobbs, who played only seven plays in the last two games because of a knee injury, added 102 yards on 31 carries.

Clausen was 37 of 57 passing for 452 yards, all career highs. The 37 completions are a school record and the yardage is the fourth best in school history. Heisman Trophy-worthy numbers, but with Notre Dame down a touchdown and less than a two minutes left, Clausen was sacked on consecutive plays. The last one gave Navy its final two points and all but sealed the victory.

- over for more -

# DELAWARE FOOTBALL GAMES NOTES • DELAWARE VS. NAVY • Nov. 14, 2009

5-5-5-5

## HEAD COACHES



**DELAWARE: K.C. Keeler** (Delaware '81)...8th season at Delaware (62-37, .626); 17th season overall (150-58-1, .720)...2-1 all-time vs. Navy - all at Annapolis...first meeting with Navy coach Ken Niumatalolo...26-9 all-time in non-conference game at Delaware...owns a record of 58-15 (.794) all-time at Delaware Stadium as a player and a coach, including a mark of 41-14 (.745) as a head coach at Delaware...two-time Maxwell Club Tri-State Coach of the Year...has led Delaware to three NCAA Division Football Championship Subdivision playoff appearances...led UD to 2003 NCAA national title, 2007 NCAA runner-up finish, and 2004 NCAA quarterfinal appearance...led team to Atlantic 10 Conference titles in 2003-2004...standout linebacker for Delaware's NCAA Division II national title team under his predecessor Tubby Raymond in 1979....29-9 (.764) all-time in NCAA playoff action (10-0 in first round games).



**NAVY: Ken Niumatalolo** (Hawaii '89)...2nd season at Navy and overall (15-8, .652)...first meeting vs. Delaware head coach K.C. Keeler...8-2 all-time at Navy-Marine Corps Stadium...led Navy to a record of 8-5 in his rookie season in 2008 as the Mids advanced to the EagleBank Bowl and fell to Wake Forest 29-19...had two coaching stints at Navy for a total of 10 seasons prior to taking over as head coach...previously served as assistant head coach and offensive line coach at Navy...Navy went 45-29 in his six seasons as offensive line coach...lettered three years as a quarterback and led Hawaii to their first postseason bowl in 1989...hired as a full-time assistant at Hawaii in 1992 and spent three seasons as an offensive assistant coach.

## 2008 TEAM RECORDS

**Delaware:** 4-8 Overall, 2-6 in Colonial Athletic Association (5th Place, South Division)

**Navy:** 8-5 Overall; lost in EagleBank Bowl

## UP BIG EARLY

The Blue Hens have been tough early during the four games, outscoring opponents 134-60 over the first three quarters. For the season, Delaware is outscoring opponents 67-27 in the first quarter, 139-58 in the first half, and 205-93 through the first three quarters. Ironically, the fourth quarter has belonged to the opponents, who are outscoring the Hens 79-47 over the final stanza.

## ACADEMIC STARS

Delaware junior wide receiver **Mark Mackey** and junior tight end **Trevor Mooney** have been named to the ESPN The Magazine/College Sports Information Directors of America Academic All-American team. Mackey owns a 3.6 gpa as a economics education major with a minor in mathematics and Mooney carries a 3.6 gpa as an economics major. Both are now eligible for national Academic All-American honors.

To be eligible, players must own a 3.3 or better gpa, be a sophomore or older, and be a starter or key reserve.

Mackey and sophomore linebacker **Andrew Harrison** have also been nominated for NCAA FCS National Association of Collegiate Directors of Athletics Academic All-Star honors. Each team may nominate two players that have a 3.2 or better gpa and are starters or key reserves.

## NATIONAL RANKINGS

**Delaware:** Ranked No. 23 in both The Sports Network Top 25 Poll and FCS Coaches Poll I this week. Delaware earned votes in each of the first six polls of the season but not enough to earn a Top 25 ranking. The Hens made their first appearance in the Top 25 poll the week of Oct. 12 when a No. 24 showing snapped a streak of 14 straight weeks out of the poll which dated back to Oct. 6, 2008. Both polls are announced each Monday throughout the season....**Navy:** Earned votes in the Associated Press Top 25 poll.

- over for more -

## THE SPORTS NETWORK MEDIA POLL

November 9, 2009

- Southern Illinois (8-1) .....3,196 (37)
- Montana (9-0) .....3,172 (64)
- Villanova (8-1).....3,161 (32)
- Richmond (8-1) .....2,882
- William & Mary (8-1).....2,791
- Elon (8-1) .....2,664
- Appalachian State (7-2) .....2,583
- New Hampshire (8-1).....2,416 (1)
- South Carolina State (8-1) .....2,232 (1)
- McNeese State (7-2) .....2,027
- Northern Iowa (6-3) .....1,970
- South Dakota State (7-2) .....1,721
- Holy Cross (8-1).....1,579
- Eastern Illinois (7-2) .....1,466
- Stephen F. Austin (7-2).....1,348
- Liberty (7-2) .....1,246
- Jacksonville State (6-3) .....1,129
- Eastern Washington (6-3) .....869
- Weber State (5-4) .....790
- Lafayette (8-1) .....778
- Prairie View A&M (6-1) .....741
- Florida A&M (7-2).....636
- DELAWARE** (6-3) .....605
- Colgate (8-2) .....392
- Texas State (6-3) .....207

## Other CAA Teams Receiving Votes:

Massachusetts, James Madison, Maine, Hofstra

## FCS COACHES POLL

November 9, 2009

- |                          |                         |
|--------------------------|-------------------------|
| 1. Montana (16)          | 16. Liberty             |
| 2. Southern Illinois (6) | 17. Stephen F. Austin   |
| 3. Villanova (6)         | 18. Eastern Washington  |
| 4. Richmond              | 19. Prairie View A&M    |
| William & Mary           | 20. Lafayette           |
| 6. Elon                  | 21. Florida A&M         |
| 7. New Hampshire         | 22. Weber State         |
| 8. Appalachian State     | <b>23. DELAWARE</b>     |
| 9. South Carolina St.    | 24. Colgate             |
| 10. McNeese State        | 25. Texas State         |
| 11. Northern Iowa        |                         |
| 12. South Dakota St.     | <b>Other CAA Team</b>   |
| 13. Eastern Illinois     | <b>Receiving Votes:</b> |
| 14. Holy Cross           | Massachusetts           |
| 15. Jacksonville State   |                         |

# DELAWARE FOOTBALL GAMES NOTES • DELAWARE VS. NAVY • Nov. 14, 2009

## NCAA/CAA STATISTICAL RANKINGS

### DELAWARE / NCAA Div. I FCS Rank / CAA Rank

Rushing Offense	.....111.9 / 91st / 10th
Passing Offense	.....230.7 / 25th / 2nd
Passing Efficiency	.....140.96 / 23rd / 2nd
Total Offense	.....342.6 / 56th / 7th
Scoring Offense	.....28.0 / 35th / 5th
Sacks Allowed	.....2.44 / 8th / 10th
Rushing Defense	.....110.8 / 27th / 5th
Passing Efficiency Defense	.....121.8 / 60th / 8th
Passing Defense	.....225.3 / 96th / 10th
Total Defense	.....336.11 / 55th / 8th
Scoring Defense	.....19.1 / 24th / 5th
Sacks By	.....1.67 / 76th / 10th
Net Punting	.....35.8 / 21st / 2nd
Punt Returns	.....4.4 / 106th / 10th
Kickoff Returns	.....21.7 / 29th / 5th
Turnover Margin	.....+ .33 / 41st / 7th

### INDIVIDUALS (NCAA TOP 50/CAA TOP 10)

Passing Eff.	.....Pat Devlin / 143.0 / 22nd / 2nd
Total Offense	.....Pat Devlin / 242.0 / 27th / 1st
Receptions	.....Mark Duncan / 4.6 / 67th / 7th
Receiving Yards	.....Mark Duncan / 72.4 / 36th / 2nd
Interceptions	.....Charles Graves / .44 / 27th / 3rd
	.....Anthony Bratton / .44 / 27th / 3rd
Punting	.....Ed Wagner / 40.2 / 26th / 3rd
Kickoff Returns	.....Jerry Butler / 24.4 / 32nd / 3rd
Field Goals	.....Jon Striefsky / .78 / 54th / 6th
Scoring	.....Jon Striefsky / 5.6 / 83rd / 9th
All-Purpose Yards	.....Jerry Butler / 103.2 / 63rd / 5th
Sacks	.....Brandon Gilbeaux / .61 / 35th / 5th

### NAVY / NCAA Div. I FBS Rank

Rushing Offense	.....286.6 / 3rd
Passing Offense	.....70.1 / 119th
Passing Efficiency	.....139.30 / 34th
Total Offense	.....356.7 / 77th
Scoring Offense	.....28.8 / 49th
Sacks Allowed	.....1.80 / 62nd
Rushing Defense	.....129.7 / 50th
Passing Efficiency Defense	.....123.6 / 52nd
Passing Defense	.....205.5 / 43rd
Total Defense	.....335.2 / 42nd
Scoring Defense	.....21.4 / 37th
Sacks By	.....1.30 / 99th
Net Punting	.....37.9 / 23rd
Punt Returns	.....7.8 / 78th
Kickoff Returns	.....16.9 / 119th
Turnover Margin	.....+ .70 / 22nd

### INDIVIDUALS (NCAA TOP 50/CAA TOP 10)

Scoring	.....Ricky Dobbs / 11.3 / 1st
Punting	.....Kyle Delahooks / 43.6 / 20th
Rushing	.....Vince Murray / 79.6 / 52nd

6-6-6-6

## HENS NO. 9 IN LAMBERT CUP EASTERN POLL

Delaware remained at the No. 9 position in this week's Meadowlands Lambert Cup Eastern Poll. Delaware earned 42 total votes. Villanova took over the top spot for the first time this season following its win over Richmond last week. Richmond dropped to No. 2 followed by William & Mary, New Hampshire, Holy Cross, Lafayette, Penn, Colgate, Delaware, and Harvard.

## NO. 3 QUARTERBACK SEAN HAKES LEAVES SCHOOL

Delaware junior quarterback **Sean Hakes**, the team's No. 3 signal-caller behind starter Pat Devlin and backup Tim Donnelly, has left school for personal reasons and is not expected to return. The Coffeyville, Texas native and a second-year transfer from Akron, had appeared in just one game this season, completing 2 of 5 passes for 13 yards vs. West Chester in the season opener. He played in just one game in a backup role last season.

## HESTER OUT INDEFINITELY

Delaware junior defensive tackle **Demitrius Hester** has been suspended indefinitely for a violation of team policy. He did not play the last four games and his status will be announced at a later date. He played in the first five games of the season and recorded 10 tackles as part of the regular rotation on the defensive line.

## BLUE HEN TRUE FRESHMEN CONTINUE TO SHINE

True freshmen are playing a vital role in the success of the Blue Hens this fall. A total of 10 true freshmen have seen action this season, including WR **Rob Jones** who has started four games. Other true freshmen who have seen action are RB **Leon Jackson**, LB **Mike Hirt**, DB **Kasseim Everett**, LB **Carl Smith**, DB **Ricky Tunstall**, LB **Cazavious Ray**, K **Jason Bilotti**, CB **Tim Breaker**, DT **Irvin Titre**, and LB **Corey Olsen**. Jones is the Hens' fourth leading receivers with 16 catches for 180 yards (10.0 avg.) and two touchdowns, Jackson is No. 2 on the team in rushing with 316 yards (3.3 avg.) and six touchdowns, ~~Titre is in the two-deep mix on the defensive line,~~ and Everett, Tunstall, Ray, and Breaker are all playing key roles on special teams. Tunstall also recorded his first career interception vs. Maine.

## INJURY UPDATE

**New Injuries**.....SS **Anthony Bratton** (ankle vs. Hofstra) is questionable vs. Navy...LB **Eddie Lugo** (shoulder) is questionable.

**Existing Injuries**....Senior DE/LB and three-time captain **Matt Marcorelle** (season-ending ankle surgery on Sept. 23) will miss his seventh straight game vs. Navy. He has applied for an NCAA waiver to return for his sixth season next fall...sophomore TE **Colin Naugle** (knee vs. Massachusetts) will miss his fourth straight game...senior TE **Josh Baker** (season-ending knee surgery) was injured in the season opener vs. West Chester and will petition the NCAA for a sixth-season waiver...junior DB **Sean Scanlon** (season-ending shoulder injury) will miss his eighth straight game.

## DELAWARE HAS NATION'S TOUGHEST SCHEDULE

Delaware has returned to the top of the NCAA FCS Toughest schedule list, announced this week by the NCAA. Delaware was ranked No. 2 last week after spending the previous three weeks at the top spot. Delaware's 11 opponents this season have a cumulative winning percentage of .604, the highest mark among the 113 teams in the FCS level. Dartmouth is at No. 2 (.592) followed by Lehigh (.586), Davidson (.580), Villanova (.579), William & Mary (.568), Towson (.566), Lafayette (.564), James Madison (.551), and Northeastern (.550). This week's opponent, Navy, ranks No. 78 at the FBS level with a mark of .473.

- over for more -

# DELAWARE FOOTBALL GAMES NOTES • DELAWARE VS. NAVY • Nov. 14, 2009

7-7-7-7

## SCORING STREAK REACHES 169...AND COUNTING

Delaware extended its streak of scoring a point to 169 straight games in 28-24 win over Hofstra Saturday. Delaware has not been shutout in any game since falling at Villanova 27-0 back in 1996 and have not been held off the scoreboard at home a Delaware Stadium since suffering a 24-0 setback to Holy Cross way back on Nov. 12, 1983 (a streak of 173 straight games). The current scoring streak breaks the previous UD record of consecutive games scoring a point of 154 set in 1983-98. Delaware's streak of consecutive road games scoring a point now stands at 77 games. During the streak, the Hens have scored 30 or more points 75 times (45 percent of the time). The current streak ranks No. 3 among Colonial Athletic Association teams, trailing only Massachusetts (175) and New Hampshire (170). Below are the current scoring streaks for all 12 CAA team.

1. Massachusetts - 175; 2. New Hampshire - 170; 3. **Delaware** - 169; 4. William & Mary - 134; 5. Villanova - 63; 6. Maine - 30; 7. Richmond - 22; 8. Northeastern - 13; 9. Rhode Island - 10; 10. Hofstra - 7; 11. James Madison - 3; 12. Towson - 0

## QUICK MILESTONES

- Senior WR **Mark Duncan** has caught at least one pass in 33 straight games over three seasons, tied for the second longest streak in school history (record is 38 by Eddie Conti in 1996-98). Duncan ranks No. 4 on UD career reception list with 169 (11 shy of No. 3 Courtney Batts who had 179 in 1994-97) and ranks No. 6 on receiving yardage list with 2,011 (7 shy of No. 5 spot of 2,108 by David Boler in 2002-04). His 79-yard pass reception from Pat Devlin vs. Main on Oct. 3 marked the 10th longest pass play in school history and his second longest after an 84-yard reception from Joe Flacco vs. Richmond in 2007.
- Junior OT **Kevin Uhll** is slated to make his team-best 25th straight start this week vs. Navy.
- Delaware has gone 213 straight punt attempts without having a kick blocked since 2005 (William & Mary). The streak covers 48 games.
- Kicker **Jon Striefsky** has connected on 35 career field goals, breaking the UD career record of 32 previously set by **Brad Shushman** in 2002-04 and **Sean Leach** in 1994-97
- Delaware Assistant Director of Athletics and Sports Information Director **Scott Selheimer** will cover his 223rd straight UD football game this week at Navy. He has staffed every game - home and away - since the 1993 opener.

## BLUE HENS AMONG ACTIVE NCAA STATISTICS LEADERS

Several current Blue Hen players rank among the active career leaders among all NCAA FCS players in several statistics. Below are the top Hens.

- K Jon Striefsky** - No. 5 in field goal pct. (.777); No. 11 in field goals (35)
- LB Matt Marcovelle** - 5th in forced fumbles (7)
- FS Charles Graves** - 12th in career interceptions (10)
- WR Mark Duncan** - 15th in career receptions (169); 17th in career receiving yards (2,101)
- KR Jerry Butler** - 8th in career kickoff return avg. (25.9)

- over for more -



## DELAWARE HEAD COACH

### K.C. KEELER

Kurt Charles "K.C." Keeler  
Born: July 26, 1959  
Hometown: Emmaus, Pa.  
Family: Wife, Janice;  
Daughter, Kate (20), son  
Jackson (18)  
College: Delaware '81,  
Rowan '86 (Masters)

## YEAR BY YEAR COACHING RECORD

### ROWAN COLLEGE

1993	11-2	NCAA III Runner-Up New Jersey Athletic Conf. Champ.
1994	6-3	
1995	10-3-1	NCAA III Runner-Up/NJAC Champ.
1996	10-3	NCAA III Runner-Up
1997	11-1	NCAA III Semifinals/NJAC Champ.
1998	10-3	NCAA III Runner-Up
1999	12-2	NCAA III Runner-Up
2000	7-2	
2001	11-2	NCAA III Semifinals/NJAC Champ.

**Totals: 88-21-1 .804 (9 seasons)**

### UNIVERSITY OF DELAWARE

2002	6-6	4-5 (6th)	
2003	15-1	8-1 (1st)	NCAA I-AA National Champion Atlantic 10 Champion
2004	9-4	7-1 (1st)	NCAA I-AA Quart./A-10 Champ.
2005	6-5	3-5 (3rd)	
2006	5-6	3-5 (4th)	
2007	11-4	5-3 (3rd)	NCAA FCS Runner-Up
2008	4-8	2-6 (5th)	
2009	6-3	4-3	

**Totals 62-37 .626 (8 seasons) (38-29, .567 CAA)**

**Overall 150-58-1 .720 (17 seasons)**

## QUICK NOTES

- 58-16 (.784) all-time at Delaware Stadium as player and coach, including 41-15 (.732) as a head coach
- 29-9 (.764) in NCAA playoff action, including a 10-0 mark in first round games
- One of six current CAA head coaches who are serving as head coach of their alma mater, joining Jimmie Laycock (William and Mary), Jack Cosgrove (Maine), Sean McDonnell (UNH), Rob Ambrose (Towson), and Mike London (Richmond)

# DELAWARE FOOTBALL GAMES NOTES • DELAWARE VS. NAVY • Nov. 14, 2009

8-8-8-8

## NOT MANY FLAGS AGAINST US

The Blue Hens are certainly playing a clean game this season. Delaware has committed just 38 penalties for 360 yards in nine games, good for averages of 4.22 penalties and 40.0 yards per game.

Delaware ranks among the national leaders for fewest penalties and enter this week's game at Navy ranked No. 6 in penalties (Bucknell leads at 3.3 per game) and No. 10 in penalty yardage (Penn leads at 30.8 yards per game).

## HOME SWEET HOME

Delaware boasts one of the top home-field advantages in all of college football. Not only do Blue Hen fans pack Delaware Stadium each week - helping UD become the only NCAA FCS team in the nation to average 20,000 or more fans per regular season home game each of the last 11 seasons - they see consistently winning football. Delaware has posted an impressive record of 41-14 (.745) in eight seasons under **K.C. Keeler** at Delaware Stadium - among the top marks at any division of college football.

Of the 14 losses, six have come by six points or less. The Hens have scored more than 20 points in all but eight of those 55 games. Delaware has won 13 of its last 19 home games and is 270-86-4 (.755) in 58 seasons all-time at Delaware Stadium, including a mark of 17-5 with five straight wins in the post-season.

## NEW LOOK AT DELAWARE STADIUM

The main (west) entrance to Delaware Stadium got a face-lift this season as fans coming to the Delaware State game Sept. 19 witnessed the addition of seven new banners that fly from the top of the stadium. Large action shots of former Blue Hen greats **Chuck Hall, Conway Hayman, Rich Gannon, Daryl Brown, Eddie Conti, and Joe Flacco** as well as a banner listing all of the Blue Hen national championships, Lambert Cup titles, and ECAC Team of the Year crowns dominate the facade.



Additional banners and other updates are expected later this season and into the future. The banners were produced by Sports Graphics Inc. in Indianapolis, Ind.

## FIVE BLUE HENS IN THE NATIONAL FOOTBALL LEAGUE THIS FALL

Delaware football has three former standouts competing on the field and two on practice squads in the National Football League this fall. In addition to QB **Joe Flacco**, now in his second season as the Ravens' starting quarterback after leading the team to the AFC title game, TE **Ben Patrick** is in his third season as a backup with the Super Bowl runner-up Arizona Cardinals, and DB **Mike Adams** is now in his sixth NFL season as a part-time starting safety, including his third year with the Cleveland Browns.

In addition to those three, TE **Robbie Agnone** (New England Patriots) and DE **Ronald Talley** (Green Bay Packers) are members of practice squads.

Flacco enjoyed an outstanding rookie season in 2008 when he was named the Diet Pepsi NFL Rookie of the Year in fan voting after throwing for 2,971 yards and 14 touchdowns in leading the Ravens to an 11-5 record and a berth in the AFC title game.

Patrick, who missed the first four games of the 2009 season due to a suspension, caught 11 passes for 104 yards during the regular season and added a touchdown catch in the Super Bowl last season.

Adams posted 44 tackles and two interceptions for the Browns a year ago and has now appeared in 71 career games.

- over for more -

## K.C. KEELER CAREER HIGHLIGHTS

- Three-year standout linebacker at UD...led Blue Hens to NCAA II national title in 1979 and national runner-up finish in 1978...three-year mark of 32-7 under Hall of Fame coach Tubby Raymond...six career interceptions
- Led Rowan to seven trips to NCAA Division III playoffs in nine seasons...team advanced to championship game five times...team won four conference titles...two-time N.J. Athletic Conference Coach of the Year (1995, 1997)
- Has led Delaware to three NCAA I-AA (now FCS) playoff appearances in six seasons, including leading 2003 team to NCAA I-AA national title with a 15-1 record...2007 team went 11-4 and advanced to the FCS national championship game...team won two Atlantic 10 Conference (now Colonial Athletic Association) titles (2003, 2004)...named 2003 and 2007 Maxwell Club Tri-State Coach of the Year...signed 10-year contract extension in June, 2007 that keeps him at UD through the 2017 season.

## K.C. KEELER BY THE NUMBERS

(at Delaware, 2002-Present)


Overall Record	62-37 (.626)
Conference Record	38-29 (.567)
Non-League Record	24-8 (.750)
vs. NCAA I FBS Opponents	2-2 (.500)
vs. NCAA I FCS Opponents	52-35 (.598)
vs. NCAA II Opponents	8-0 (1.000)
vs. CAA (non-league)	1-2 (.333)
vs. Gateway Conference	4-0 (1.000)
vs. Southern Conference	3-3 (.500)
vs. Patriot League	4-0 (1.000)
vs. Northeast Conference	2-1 (.667)
vs. Mid-Eastern Athletic Conf.	2-0 (1.000)
vs. Top 25 Opp. (FCS)	20-15 (13-6 at home)
vs. Top 10 Opp. (FCS)	13-9 (8-5 at home)
Record at Delaware Stadium	41-15 (.732)
Record on Road/Neutral	21-22 (.488)
NCAA Tournament Games	8-2 (.800)
Night Games	23-8 (.742)
Day Games	39-29 (.573)
Overtime Games	3-3 (.500)
In August	2-1 (.667)
In September	21-9 (.700)
In October	19-13 (.594)
In November	15-12 (.560)
In December	5-2 (.714)
Less Turnovers Than Opponent	37-10 (.787)
Delaware Scores First	47-13 (.783)
Leading or tied at Halftime	57-12 (.826)
Trailing at Halftime	5-25 (.167)
Leading or tied Heading Into 4th Q.	53-11 (.828)
Gaining More or = Yards than Opp.	53-12 (.815)

## DELAWARE FOOTBALL GAMES NOTES • DELAWARE VS. NAVY • NOV. 14, 2009

9-9-9-9

### NFL Updates:

**Joe Flacco** (Baltimore/at left) - The Ravens dropped a 17-7 verdict to Cincinnati Sunday. Flacco completed 18 of 32 passes for 195 yards and two touchdowns. For the season, Flacco has completed 183 of 282 passes for 2,044 yards and 12 touchdowns with seven interceptions. He ranks No. 11 in the NFL in passing rating. Baltimore (4-4) travels to Cleveland for Monday Night Football this week.



(Photo by Mark Campbell)

**Mike Adams** (Cleveland) - The Browns did not play this past week. Adams has played in all eight games and recorded 27 tackles this season. The Browns (1-7) host

Baltimore for Monday night football this week.

**Ben Patrick** (Arizona) - Had two catches for 15 yards and scored a touchdown in Arizona's 41-21 win over Chicago. He has played in the last four games and caught seven passes for 57 yards and two touchdowns. Arizona (5-3) hosts Seattle this Sunday at 4:15 p.m.

### SULLY, SEVEN OTHERS INDUCTED INTO 2009 UD ATHLETICS HALL OF FAME

**Ivory Sully**, a standout running back for powerhouse University of Delaware football teams in 1976-78 under Tubby Raymond and a former nine-year veteran of the National Football League, was one of eight selections into the UD Athletics Hall of Fame on Nov. 6. The group was also honored at this past week's football game vs. Hofstra.

Sully (*at right*) was joined by all-time leading soccer goal-scorer **Mike Biggs**, All-American field hockey standout **Jodi Byrd**, record-setting softball pitcher **Patty Freeman**, the first UD women's soccer Hall of Fame inductee in high-scoring forward **Beth Hatt**, former UD baseball slugger and current head coach **Jim Sherman**, long-time men's cross country and track and field head coach **Dr. Ken Steers**, and former golf and track and field standout **Ron Watson**. Steers and Watson will be honored posthumously.

A native of Leonia, N.J., Sully followed a spectacular college career at UD with a solid nine-year tenure in the NFL that included playing in Super Bowl XIX. He helped lead UD teams to a combined mark of 24-10-2, two ECAC Team of the Year Awards, and a runner-up finish at the 1978 NCAA Division I championship game. He led that 1978 team in rushing with 730 yards and four touchdowns and finished his career ranked among the school's all-time leaders with 1,359 yards.

He signed as a free agent with the NFL and played nine seasons with the Los Angeles Rams, Tampa Bay Buccaneers, and Detroit Lions.


He became the first UD football player to participate in the Super Bowl when the Rams played the Steelers in 1980. He currently resides in Anaheim, Calif with his wife Sylvia, daughters Amber and Megan, and son Jacob. He has served as Vice-President of Licensing and International Business for Pelle Pelle, Inc., a clothing manufacturer, since 2001.

### TOUGH ROAD AHEAD FOR HENS IN CAA

If there was ever any question that the Colonial Athletic Association is the strongest conference in the country, there can be no doubt this season. CAA teams are not only dominating the NCAA Division I FCS competition, but stepping up a level and consistently defeating NCAA Football Bowl Subdivision opponents.

CAA teams have posted a record of 22-12 (.647) in non-league action, including wins by William & Mary over Virginia (26-14 on Sept. 5), by Villanova over Temple (27-24 on Sept. 3), by Richmond over Duke (24-16 on Sept. 5), and by New Hampshire over Ball State (23-16 on Sept. 12). Among the close calls was James Madison's 38-35 overtime loss to Maryland (Sept. 12) and Massachusetts' 21-17 setback at Kansas State (Sept. 5).

Still not convinced? Check out the latest The Sports Network Top 25 poll announced last week. Six CAA teams appeared in last week's The Sports Network led by No. 3 Villanova, No. 4 Richmond, No. 5 William & Mary, No. 8 New Hampshire, and No. 23 Delaware.



### BLUE HENS PICK 2009 CAPTAINS

University of Delaware head coach **K.C. Keeler** went a different route this season when selecting his team captains for the 2009 season. In the past, the team would vote for captains at the end of spring practice. This season, however, Keeler waited until the final week of pre-season drills to have his team make the choice. A trio of seniors in offensive lineman **Corey Nicholson**, senior safety **Charles Graves**, and senior linebacker **Matt Marcorelle** were selected from a vote of the team on Saturday. Marcorelle, from Fort Pierce, Fla., becomes the first three-time team captain in school history. Graves (Raleigh, N.C.) and Marcorelle have each earned All-American honors during their careers while Nicholson (Frederick, Md.) is a third-year starter this fall.

### SEASON TICKET COUNT IMPRESSIVE ONCE AGAIN

University of Delaware football fans continued to show their loyalty during the off-season as they once again surpassed the 10,000 mark by purchasing 10,121 season ticket packages. Delaware Stadium has drawn an average of 20,000 fans per regular season home game each of the last 10 seasons (capacity is 22,000), becoming the only NCAA FCS school to accomplish that feat. Delaware drew a sellout crowd of 22,006, including over 6,000 students, to the season opening win over West Chester at Delaware Stadium.

### HENS RANK NO. 3 IN NCAA DIVISION I FCS ATTENDANCE

After five home games at Delaware Stadium this season, Delaware is averaging 20,750 fans per game, tops among all Colonial Athletic Association schools and No. 3 nationally in the FCS. Montana leads the nation at 25,736 followed by Appalachian State (25,143), and Delaware. The next highest CAA team is James Madison at No. 10 (15,847). Delaware has had two sellouts so far this season, drawing 22,006 for the season opener vs. West Chester on Sept. 4 and a season-high 22,034 on Oct. 10 vs. Massachusetts. Delaware Stadium had drawn a crowd in excess of 20,000 each of the

- over for more -

# DELAWARE FOOTBALL GAMES NOTES • DELAWARE VS. NAVY • Nov. 14, 2009

## 10-10-10-10

last 44 regular season home games since the 2002 season before drawing 18,433 for the Hofstra game this past weekend. Delaware's has now averaged over 20,000 fans per regular season home game each of the last 11 seasons - the longest current streak in FCS football.

## BEEN AROUND THE BLOCK A FEW TIMES

Few college teams in the country can boast the vast coaching experience of Delaware's offensive and defensive coordinators. Blue Hen defensive leader **Nick Rapone** and first year offensive head man **Jim Hoffer** have combined for an incredible 56 years of college coaching experience - each with 28 campaigns under their belts - including 20 years as coordinators. Hoffer served as head coach at his alma mater, Cornell, in 1990-97 and at Buffalo in 2001-05. Together they have coached over 600 games on the college level. If you include the entire UD coaching staff, including head coach **K.C. Keeler**, the group has 203 years of college coaching experience.

## GETTING THE JOB DONE IN THE CLASSROOM TOO

The 2009 University of Delaware roster not only features some talented athletes, but also some accomplished students. Seventeen members of this year's squad carry a 3.0 or better grade point index.

## 2009 PRE-SEASON BLUE HEN HONORS

### FS Charles Graves

- College Sporting News Pre-Season 3rd team All-American
- The Sports Network Pre-Season 2nd team All-American
- Sporting News Pre-Season All-American
- TSN Buck Buchanan Award Watch List
- Pre-Season 1st team All-Colonial Athletic Association
- Athlon Magazine Pre-Season All-American

### QB Pat Devlin

- The Sports Network Walter Payton Award Watch List

### CB Anthony Walters

- College Sporting News Pre-Season 1st team All-American

### TE Josh Baker

- College Sporting News Pre-Season Honorable Mention All-American

### LB Matt Marcorelle

- Pre-Season 1st team All-Colonial Athletic Association

## A DARN GOOD DECADE

Delaware has posted an overall record of 78-45 (.634) this decade, including a mark of 48-35 (.578) in conference play under coaches Tubby Raymond (2000-01) and K.C. Keeler (2002-Present). During the decade, the Hens have captured three Atlantic 10 titles (2000, 2003, 2004), three Lambert Cup titles (2000, 2003, 2007), three ECAC Team of the Year Awards (2000, 2003, 2007), made four trips to the NCAA I-AA (now FCS) Tournament (11-3 record), advanced to the NCAA I FCS championship game twice, and captured the 2003 NCAA I-AA national title.

## CONFERENCE SUCCESS

The name of the Blue Hens' conference affiliation changed to the Colonial Athletic Association from the Atlantic 10 prior to the 2007 season, but the 12 teams stayed the same. Delaware is maintaining its outstanding success in league play just the same. Delaware is currently playing its 24th season in the CAA (originally the Yankee Conference before becoming the Atlantic 10 in 1997) this fall.

Delaware has been the pride of the CAA since joining the league in 1986, capturing its 100th conference victory in 2003 with a 51-45 overtime win over UMass. The Blue Hens, who are now 125-67 (.651) overall in league play since joining the conference in 1986, have won eight CAA/A-10 titles (1986-88-91-92-95-2000-2003-2004).

The .651 winning percentage is tops among the 12 league schools with Massachusetts (.640) the only other team that has won more than 60 percent of its league games all-time.

## CAA Games Winning Percentage All-Time - League Games

1. Delaware .....	125-67	.651
2. Massachusetts .....	229-128-4	.640
3. Villanova .....	105-72	.593
4. William & Mary .....	81-55	.595
5. James Madison .....	79-58	.577

## Last 10 Seasons - All Games

1. Massachusetts .....	76-42	.644
2. Delaware .....	78-45	.634
3. Villanova .....	72-42	.631
4. New Hampshire .....	73-45	.619
5. James Madison .....	71-47	.602

## A BLUE HEN IN THE WHITE HOUSE

When U.S. President **Barack Obama** and running mate, former Delaware Senator **Joe Biden**, won the 2008 presidential election last November, it was big news. And even bigger news for the citizens of Delaware and those affiliated with the University of Delaware.

Biden is a 1965 graduate of the University of Delaware with degrees in history and political science and played on the Blue Hen freshman football team in 1961 under head coach Scotty Duncan. Biden, a member of the UD Wall of Fame and an ardent Delaware football fan, considered himself "a half-baked halfback" during his brief UD football career.

Biden met with head coach **K.C. Keeler** and members of the team last Sept. 19 when Biden's plane was parked on the same tarmac as the Delaware charter at New Castle County (Del.) prior to its trip to Furman. Biden later made an appearance at the Blue Hens' game vs. Maine at Delaware Stadium on Oct. 11 and received a rousing applause while being mobbed by well-wishers.

- over for more -

# DELAWARE FOOTBALL GAMES NOTES • DELAWARE VS. NAVY • Nov. 14, 2009

11-11-11-11

## WHEN WAS THE LAST TIME .....?

### RUSHING

**100-YARDS RUSHING:** David Hayes vs. Maine, 2009 (106 yards)

**100-YARDS RUSHING BY A QUARTERBACK:** Andy Hall vs. Hofstra, 2003 (159)

**150-YARDS RUSHING:** Junior Jabbie vs. Hofstra, 2008 (155)

**200-YARDS RUSHING:** Omar Cuff vs. Delaware State, 2007 (288)

**BACK TO BACK 100-YARD GAMES:** Omar Cuff, 2007 (Delaware St./N. Iowa/S. Illinois)

**TWO PLAYERS RUSH FOR 100 YARDS:** Omar Cuff (116), Danny Jones (121) vs. West Chester, 2005

**THREE PLAYERS RUSH FOR 100 YARDS:** Leo Hamlett, Pat Williams, and Kai Hebron vs. James Madison, 1995

**SCORED THREE RUSHING TOUCHDOWNS:** Leon Jackson vs. Towson, 2009 (3)

**SCORED FOUR RUSHING TOUCHDOWNS:** Omar Cuff vs. Delaware State, 2007 (4 TDs)

**SCORED FIVE RUSHING TOUCHDOWNS:** Omar Cuff vs. William and Mary, 2007 (6 TDs)

**50-YARD RUN:** Jerry Butler, 50 yards vs. Hofstra, 2009

**75-YARD RUN:** Andy Hall vs. Hofstra, 2003 (85 yards; TD)

**25 CARRIES:** Junior Jabbie, 31 carries vs. Hofstra, 2008

**30 CARRIES:** Junior Jabbie, 31 carries vs. Hofstra, 2008

**40 CARRIES:** Omar Cuff, 48 carries vs. Richmond, 2007

### PASSING

**20 COMPLETIONS:** Pat Devlin vs. Maine, 2009 (21)

**30 COMPLETIONS:** Pat Devlin vs. William & Mary, 2009 (33)

**40 COMPLETIONS:** Joe Flacco vs. Appalachian State, 2007 (48)

**40 ATTEMPTS:** Pat Devlin vs. James Madison, 2008 (42)

**50 ATTEMPTS:** Joe Flacco vs. New Hampshire, 2007 (51)

**300-YARDS:** Pat Devlin vs. Maine, 2009 (329)

**400-YARDS:** Joe Flacco vs. Navy, 2007 (434)

**3 TD PASSES:** Pat Devlin vs. Massachusetts, 2009 (4)

**4 TD PASSES:** Pat Devlin vs. Massachusetts, 2009 (4)

**50-YARD PASS:** Pat Devlin to Phillip Thaxton vs. Hofstra, 2009 (72)

**75-YARD PASS:** Pat Devlin to Mark Duncan vs. Maine, 2009 (79td)

### RECEIVING

**10 RECEPTIONS:** Rob Jones vs. William & Mary, 2009 (10)

**100-YARDS RECEIVING:** Mark Duncan vs. Massachusetts, 2009 (106)

**200-YARDS RECEIVING:** Courtney Batts vs. West Chester, 1994 (204)

**TWO PLAYERS RECEIVING FOR 100 YARDS:** Aaron Love (107) and Mark Duncan (101) vs. New Hampshire, 2007

**100-YARDS RECEIVING BY A RUNNING BACK:** Omar Cuff vs. Hofstra, 2005 (105)

**3 TOUCHDOWN RECEPTIONS:** Eddie Conti vs. William & Mary, 1995 (3)

### INTERCEPTIONS

**3 INTERCEPTIONS:** Dan Mulhern vs. Rhode Island, 1999 (3)

**INTERCEPTION FOR A TD:** Charles Graves vs. Towson, 2009 (90 yards-td)

**OPPONENT INTERCEPTION FOR TD:** Jerome Strums, Delaware State, 2009 (71 yards)

### TACKLES

**10 TACKLES:** Anthony Bratton vs. James Madison, 2009 (11)

**15 TACKLES:** Erik Johnson vs. Navy, 2007 (20)

**20 TACKLES:** Erik Johnson vs. Navy, 2007 (20)

### KICK/PUNT RETURNS

**KICKOFF RETURN FOR A TD:** Jerry Butler vs. Towson, 2009 (89)

**KICKOFF RETURN FOR A TD IN CONSECUTIVE GAMES:** Jerry Butler vs. James Madison (94) and Towson (98), 2008

**RETURNED OPENING KICKOFF FOR TD:** Ricardo Walker vs. William & Mary, 2002 (95) - 1st in school history

**OPPONENT KICKOFF RETURN FOR TD:** Craig Turner, Southern Illinois, 2007 (88)

**PUNT RETURN FOR A TD:** Sidney Haugabrook vs. Navy, 2004 (65)

**PUNT RETURN FOR A TD (BLOCKED PUNT):** Sean Bleiler vs. S. Illinois, 2003

**OPPONENT PUNT RETURN FOR A TD:** Scotty McGee, James Madison, 2008 (64)

**FUMBLE RECOVERY FOR A TD:** Marcus Burley vs. Massachusetts, 2009 (42)

**OPPONENT FUMBLE RECOVERY FOR TD:** Jordan Stevens (Maine), 2008 (35 yards)

### KICKING/PUNTING

**50-YARD FIELD GOAL:** Sean Leach vs. Northeastern, 1995 (50)

**40-YARD FIELD GOAL:** Jon Striefsky vs. Albany, 2008 (43)

**KICKED THREE FIELD GOALS IN A GAME:** Jon Striefsky vs. Massachusetts, 2009 (3)

**60-YARD PUNT:** Ed Wagner vs. James Madison, 2009 (73 yards)

### MISCELLANEOUS

**SAME PLAYER OVER 200 YARDS PASSING AND 100 YARDS RUSHING:**

Dale Fry vs. West Chester, 1993 (259 pass, 116 rush); Bill Vergantino vs. James Madison, 1991 (239 pass, 121 rush); Tom DiMuzio vs. Bucknell, 1969 (205 pass, 118 rush)

**SAME PLAYER OVER 100 YARDS RUSHING AND 100 YARDS RECEIVING:** Nate Beasley vs. Lehigh, 1975 (109 pass, 118 rush)

### TEAM SCORING

**DELAWARE SCORED 50 POINTS:** 56 vs. Richmond, 2007 (5 OT)

**DELAWARE FAILED TO SCORE A POINT:** By Villanova, 1996 (lost 27-0);

Current Streak: 169 games

**DELAWARE FAILED TO SCORE A POINT AT HOME:** By Holy Cross, 1983 (lost 24-0); Current Streak: 173 games

- over for more -

## DELAWARE FOOTBALL GAMES NOTES • DELAWARE VS. NAVY • Nov. 14, 2009

12-12-12-12

**DELAWARE FAILED TO SCORE A TOUCHDOWN:** By James Madison, 2009 (lost 20-8); Current Streak: 1

**DELAWARE SCORED LESS THAN 10 POINTS:** 20-8 loss vs. James Madison, 2009; Current Streak: 1

**DELAWARE RECORDED A SHUTOUT AT HOME:**

West Chester, 2009 (35-0); Current Streak: 4 games

**DELAWARE RECORDED CONSECUTIVE SHUTOUTS AT HOME:** Rhode Island (35-0), The Citadel (38-0), W. Chester (84-0), and Northeastern (42-0), 1999-2000

**DELAWARE RECORDED A SHUTOUT ON ROAD:** Hofstra, 2008 (17-0) Current Streak: 5 games

**DELAWARE RECORDED A SHUTOUT IN THE POST-SEASON:** Note: Colgate, 12/19/03 (40-0) in Chattanooga, Tenn. in NCAA I-AA Championship (Neutral site)

**SHUTOUT ON ROAD:** By Villanova, 1996 (27-0 loss) - ended streak of 145 straight scoring; Streak: 77 games

### SAFETIES

**DELAWARE RECORDED A SAFETY:** vs. Richmond, 2009 (Punter Brian Radford kicked bad snap out of end zone)

**OPPONENT RECORDED A SAFETY:** Rhode Island, 2007 (Joe Flacco intentional grounding penalty in end zone)

### LAST SECOND PLAYS

**DELAWARE WON A GAME ON THE LAST PLAY OF REGULATION:** Delaware def. West Chester 33-31, Sept. 20, 1986 (Fred Singleton 3-yard run)

**DELAWARE WON A GAME ON A LAST SECOND FIELD GOAL IN REGULATION:** Delaware def. Massachusetts 37-34, Oct. 10, 1987 (28-yard FG by Don O'Brien with :07 left); Delaware def. Maine 24-21, Nov. 1, 2003 (36-yard field goal by Brad Shushman in OT)

**DELAWARE LOST A GAME ON A LAST SECOND FIELD GOAL IN REGULATION:** Northeastern def. Delaware 27-24, Oct. 7, 2006 (35-yard FG by Mat Johnson with :00 left)

**DELAWARE LOST A GAME ON A LAST SECOND FIELD GOAL IN REGULATION (POST-SEASON):** McNeese State def. Delaware 23-21 in NCAA I-AA semifinals, Dec. 13, 1997 (31-yard FG by Shonz LaFrenz with :05 left)

## BLUE HEN INDIVIDUAL CAREER STATISTICS / CAREER-HIGHS

### #17 QB PAT DEVLIN • JR.

Career	Category	'09 Season
33 (WM '09)	Completions	33 (WM)
49 (WM '09)	Attempts	49 (WM)
329 (Maine '09)	Passing Yards	329 (Maine)
4 (UMass '09)	TDs	4 (UMass)
2 (JMU '09)	Int.	2 (JMU)
79 (Maine '09)	Long Pass	79 (Maine)
13 (JMU '09)	Carries	13 (JMU)
49 (Towson '09)	Rushing Yards	49 (Towson)
2 (DSU '09)	TDs	2 (DSU)
18 (Towson '09)	Long Run	18 (Towson)

**Career (at Delaware):** 9 games, 9 starts (6-3 W/L), 161 for 260 (.619) for 2,063 yards, 15 TDs, 6 Int., 70 carries, 115 yards, 1.6 avg., 4 TDs

### 10 QB TIM DONNELLY • FR.

Career	Category	'09 Season
-	Completions	-
1 (Towson '09)	Attempts	1 (Towson)
-	Passing Yards	-
-	TDs	-
-	Long Pass	-
3 (Towson '09)	Carries	3 (Towson)
24 (Towson '09)	Rushing Yards	24 (Towson)
-	TDs	-
13 (Towson '09)	Long Run	13 (Towson)

**Career (at Delaware):** 1 games (0), (0-0 W/L), 0 for 1 (.000) for 0 yards, 0 TDs, 0 Int., 3 carries, 24 yards, 8.0 avg., 0 TDs

### #31 RB PHILLIP THAXTON • JR.

Career	Category	'09 Season
12 (WC '07)	Carries	7 (WC)
177 (WC '07)	Rushing Yards	51 (WC)
1 (4 times)	TDs	1 (WC)
63 (WC '07)	Long Run	29 (WC)
5 (JMU '09)	Receptions	5 (JMU)
72 (Hofstra '09)	Yards	72 (Hofstra)
1 (WM '09)	TDs	1 (WM)
72 (Hofstra '09)	Long Rec.	72 (Hofstra)

**Career:** 29 games (0), 123 for 641 yards, 5.2 avg., 4 TDs; 22 rec. for 324 yards, 14.7 avg., 1 TDs; 4 Total TD; 2 KOR, 36 yards, 18.0 avg., Long 27 (WCU '08); 1 PR, -5 yards, -5.0 avg., Long - 5 (Maine); 1 tackle (1 solo)

### #28 RB DAVID HAYES • FR-R.

Career	Category	'09 Season
20 (WC '09)	Carries	20 (WC)
106 (Maine '09)	Rushing Yards	106 (Maine)
1 (WC, Maine '09)	TDs	1 (WC, Maine)
25 (Maine '09)	Long Run	25 (Maine '09)
4 (Maine '09)	Receptions	4 (Maine)
49 (Maine '09)	Rec. Yards	49 (Maine)

**Career:** 9 games (7), 83 for 323 yards, 3.9 avg., 2 TDs; 10 receptions, 81 yards (8.1 avg.), 0 TDs

### #33 RB JERRY BUTLER • SR.

Career	Category	'09 Season
18 (Hofstra '09)	Carries	18 (Hofstra)
92 (WC '08)	Rushing Yards	83 (Hofstra)
2 (Hofstra '09)	TDs	2 (Hofstra)
53 (WC '08)	Long Run	50 (Hofstra)
3 (JMU/Hof. '09)	Receptions	3 (JMU/Hof.)
26 (Hofstra '09)	Yards	26 (Hofstra)
-	TDs	-
17 (JMU '09)	Long Rec.	17 (JMU)
98 (Towson '08)	Long KO Return	89 (Towson)

**Career (at UD):** 21 games (3), 85 carries for 357 yards, 4.2 avg., 4 TDs; 9 rec. for 79 yards, 8.8 avg., 0 TDs; 44 KOR, 1,099 yards, 24.9 avg., 3 TD, Long 98 (td), 1 tackle (1 solo)

### #22 RB LEON JACKSON • FR.

Career	Category	'09 Season
23 (Maine '09)	Carries	23 (Maine)
61 (Maine '09)	Rushing Yards	61 (Maine)
3 (Towson '09)	TDs	3 (Towson)
13 (Maine '09)	Long Run	13 (Maine)
1 (JMU '09)	Receptions	1 (JMU)
- 4 (JMU '09)	Yards	-3 (JMU)
-	TDs	-
-4 (JMU '09)	Long Rec.	-4 (JMU '09)

**Career:** 8 games (0), 99 carries for 316 yards, 3.2 avg., 6 TDs; 3 rec. for 11 yards, 3.7 avg., 2 tackles

### #21 WR MARK DUNCAN • SR.

Career	Category	'09 Season
10 (UNH '07/Mn.'08)	Recpt.	7 (UMass)
157 (Rich. '07)	Rec. Yards	145 (Maine)
2 (3 times)	TDs	2 (UMass/Tow.)
84 (Rich. '07)	Long Rec.	79 (Maine)
75 (App. St. '07)	Long KO Return	-

**Career:** 42 games (36), 169 rec. for 2,101 yards, 12.4 avg., 12 TD; 16 carries for 69 yards, 4.3 avg., 0 TD, Long 11; 24 KOR for 491 yards, 20.4 avg., 1 TD (Long 75 vs. Appalachian St., 2007); 15 tack. (9 solo)

### #8 WR MARK MACKEY • JR.

Career	Category	'09 Season
7 (WM '09)	Recpt.	7 (WM)
83 (WC '09)	Rec. Yards	83 (WC)
1 (URI '07/Mass. '09)	TDs	1 (UMass)
52 (WC '09)	Long Rec.	52 (WC)

**Career:** 32 games (11), 43 receptions for 467 yards, 10.8 avg., 2 TDs

### #2 TE JOSH BAKER • SR.

Career	Category	'09 Season
4 (Towson '07)	Recpt.	3 (WC)
54 (UNH '07)	Rec. Yards	33 (WC)
1 (UNH/VU '07)	TDs	1 (WC)
54 (UNH '07)	Long Rec.	19 (WC)

**Career:** 26 games (9), 24 reception for 377 yards, 14.5 avg., 3 TDs

### #81 WR TOMMY CROSBY • JR.

Career	Category	'09 Season
8 (WM '09)	Recpt.	8 (WM)
63 (WM '09)	Rec. Yards	63 (WM)
1 (WC/Hof. '09)	TDs	1 (WC/Hof.)
38 (DSU '09)	Long Rec.	38 (DSU)

**Career:** 22 games (10), 38 receptions for 464 yards, 12.2 avg., 3 TDs, 1 tackle

### #6 WR MARK SCHENAUER • JR.

Career	Category	'09 Season
5 (DSU '09)	Recpt.	5 (DSU)
72 (WC '09)	Rec. Yards	72 (WC)
-	TDs	-
56 (WC '09)	Long Rec.	56 (WC)

**Career:** 15 games (5), 15 receptions, 200 yards, 0 TDs, 13.3 avg.

## BLUE HEN INDIVIDUAL CAREER STATISTICS / CAREER-HIGHS

### #5 WR ROB JONES • FR.

Career	Category	'09 Season
10 (WM '09)	Recpt.	10 (WM)
113 (WM '09)	Rec. Yards	113 (WM)
1 (DSU/WM '09)	TDs	1 (DSU/WM)
28 (WM '09)	Long Rec.	28 (WM)
9 (WC/WM '09)	Long PR	9 (WC/WM)
-3 (Rich. '09)	Long KR	-3 (Rich.)

**Career:** 6 games (4), 16 rec., 180 yds., 11.2 avg., 2 TD; 5 PR, 18 yds., 3.6 avg.; 1 KOR, -3 yds., -3.0 avg.; 1 tackle (1)

### #83 WR JEFF JAVIER • FR.R

Career	Category	'09 Season
1 (WM '09)	Recpt.	1 (WM)
10 (WM '09)	Rec. Yards	10 (WM)
-	TDs	-
10 (WM '09)	Long Rec.	10 (WM)

**Career:** 6 games (0), 1 rec., 10 yds., 10.0 avg., 0 TD

### #82 WR NIHJA WHITE • FR.R

Career	Category	'09 Season
4 (UMass '09)	Recpt.	4 (UMass)
85 (UMass '09)	Rec. Yards	85 (UMass)
1 (WM '09)	TDs	1 (WM)
39 (UMass '09)	Long Rec.	39 (UMass)

**Career:** 8 g. (0), 11 rec., 150 yds., 13.6 avg., 1 TD

### #84 TE TREVOR MOONEY • JR.

Career	Category	'09 Season
1 (Fur. '08/Mass '09)	Recpt.	1 (UMass)
7 (Furman '08)	Rec. Yards	4 (UMass)
1 (UMass '09)	TDs	1 (UMass)
7 (Furman '08)	Long Rec.	4 (UMass)

**Career (at Delaware):** 20 games (7), 2 rec., 11 yds., 5.5 avg.

### #35 TE COLIN NAUGLE • SO.

Career	Category	'09 Season
2 (WC/UMass '09)	Recpt.	2 (WC/UMass)
23 (Maine/Mass '09)	Rec. Yards	23 (Maine/UMass)
-	TDs	-
23 (Maine '09)	Long Rec.	23 (Maine)

**Career:** 8 games (4), 6 rec., 73 yds., 12.2 avg.; 2 tackles

### #13 P ED WAGNER • SO.

Career	Category	'09 Season
9 (WM '09)	Punts	9 (WM)
311 (JMU '09)	Yards	311 (JMU)
44.4 (JMU '09)	Avg.	44.4 (JMU)
73 (JMU '09)	Long Punt	73 (JMU)
1 (JMU '09)	Carries	1 (JMU)
1 (JMU '09)	Rushing Yards	1 (JMU)
-	TDs	-
1 (JMU '09)	Long Run	1 (JMU)

**Career (at Delaware):** 10 games, 44 punts for 1,763 yards, 40.0 avg., 12 In20, 0 Blk, 5 +50

### #47 K JON STRIEFSKY • SR.

Career	Category	'09 Season
8 (Navy '07)	Extra Points	7 (Towson)
3 (3 times)	Field Goals	3 (UMass)
13 (JM '07/Mass '09)	Points	13 (UMass)
47 (UNI/SIU '07)	Long FG	33 (Rich.)

**Career:** 37 games, 119 of 126 PAT (.944), 35 of 45 FG (.778); 10 tackles; 1 FF, 1 FR; 15 straight FG (broken vs. Richmond, 2007; 53 straight PAT (broken vs. Delaware State, 2007); Current Streaks: 5 FG, 15 PAT

## TOTAL TACKLES

Player	Career-High	'09 Season
--------	-------------	------------

**#59 Chuck Anderson** 1 (WC '08) -  
**Career:** 5 games (0), 1 tackle (1 solo)

**#94 Michael Atunrase** 7 (Hof. '09) 7 (Hof.)  
**Career:** 17 games (1), 32 tackles (13), 2.5 TFL, 1.5 QB Sack; 1 FF, 1 FR (16 yards vs. Delaware State, '09)

**#90 Carl Batson** 7 (Vill. '08) 1 (6 times)  
**Career (at UD):** 14 games (0), 22 tackles (3)

**#4 Anthony Bratton** 13 (NH '07) 11 (JMU)  
**Career:** 29 gp (24), 170 tackles (117), 5 TFL, 8 PB, 3 FF, 1 FR, 5 Int. for 37 yards

**#28 Cody Bristow** 3 (DSU '09) 3 (DSU)  
**Career:** 8 gp (0), 5 tackles (3)

**#15 Marcus Burley** 9 (WM '09) 9 (WM)  
**Career:** 9 gp (4), 47 tackles (36), 0.5 TFL, 1 PB, 1FF, 1 FR (42 yds. for TD vs. UMass '09)

**#95 Ethan Clark** - -  
**Career:** 1 gp (0)

**#26 Kasseim Everett** 5 (Maine '09) 5 (Maine)  
**Career:** 9 gp (0), 20 tackles (11), 1 PB

**#36 Nick Flugrad** - -  
**Career:** 1 gp (0)

**#96 Brandon Gilbeaux** 8 (Maine '09) 8 (Maine)  
**Career (at UD):** 19 gp (11), 67 tackles (28), 11 TFL, 7 QB sacks, 1 PB, 1 FR (28 yds. vs. Towson '08), 1 block PAT, 1 block FG

**#37 Tyrone Grant** 8 (twice '08) 5 (Rich./Hof.)  
**Career:** 31 gp (14), 83 tackles (60), 1.5 TFL, 2 Int. for 117 yards (58.5 avg.), 2 TD (Long 60 vs. Albany '08); 1 FF, 1 FR, 5 PB, 7 PR for 42 yds., 6.0 avg., Long 22 (JMU '08)

**#30 Charles Graves** 14 (Vill. '08) 12 (WM)  
**Career:** 41 gp (35), 213 tackles (124); 5 TFL, 3 QB sacks, 12 PB; 10 Int. for 196 yards (Long 90 vs. Towson '09 - td), 1 TD; 3 FR for 121 yds., 1 TD (Long 45 vs. Richmond '08), 1 FF, 1 KOR for 10 yards, 10.0 avg, Long 10

# BLUE HEN INDIVIDUAL CAREER STATISTICS / CAREER-HIGHS / START CHART

**#40 Andrew Harrison** 14 (Vill. '08) 7 (WM/MN)  
**Career:** 21 gp (16), 119 tackles (56), 10.5 TFL, 2.5 QB Sacks, 2 FF, 6 PB, 1 Bl. FG

**#91 Siddiq Haynes** 5 (Maine '09) 5 (Maine)  
**Career:** 32 gp (10), 41 tackles (15), 2.5 TFL, 1 PB, 1 FR (31 yards vs. Furman '08), 1 FF

**#93 Demetrius Hester** 7 (Vill. '08) 3 (DSU)  
**Career:** 32 gp (10), 50 tackles (18), 7 TFL, 2 FR, 1 PB

**#53 John Higginson** 8 (DSU '09) 8 (DSU)  
**Career:** 42 gp (24), 106 tackles (60), 19 TFL, 13 QB sacks, 3 FF, 4 PD, 2 Bl FG

**#24 Mike Hirt**  
**Career:** 1 gp (0)

**#99 Justin Johnson** 5 (NU '06) 1 (WC)  
**Career:** 17 gp (3), 13 tackles (7)

**#45 Eddie Lugo** 4 (WC '09) 4 (WC)  
**Career:** 19 games (0), 22 tackles (10), 1 FR (31 yards); Lg. 31 vs. West Chester ('09)

**#42 Benard Makumbi** 9 (WM/HU '09) 9 (WM/HU)  
**Career:** 29 gp (9), 87 tackles (52), 1 PB, 3 TFL

**#11 Matt Marcocelle** 10 (NH '07) 1 (WC)  
**Career:** 39 gp (35), 157 tackles, 30.5 TFL, 15.5 QB sacks, 5 PD, 7 FF, 3 FR for 28 yards (vs. JMU '07); 1 Block (punt vs. WCU '08), 1 PR for 43 yards, 43.0 avg., Long 43 vs. WCU '08 (off block)

**#98 Chris Morales** 7 (DSU '09) 7 (DSU)  
**Career:** 23 gp (8), 36 tackles (24), 6.5 TFL, 3 QB sack, 2 FF

**#68 Corey Olsen** 2 (Tow. '09) 2 (Towson)  
**Career:** 1 gp (0), 2 tackles (1) 1 TFL, 1 FF

**#20 Jay Pena** 4 (Hof. '09) 4 (Hof.)  
**Career:** 14 gp (0), 12 tackles (7), 1 FF

**#46 Cazavious Ray** 2 (WM/Tow. '09) 2 (WM/Tow.)  
**Career:** 8 gp (0), 6 tackles (4)

**#44 Zack Reed** 1 (9 times) 1 (DSU, JMU)  
**Career:** 35 gp (0), 9 tackles (1)

**#14 Justin Rodriguez** 1 (Hof. '08)  
**Career:** 12 gp (0), 1 tackle

**#12 Bobby Russo** 1 (Hof. '09) 1 (JMU)  
**Career:** 7 gp (0), 1 tackle (1)

**#7 Sean Scanlon** 9 (Hofstra '08)  
**Career:** 20 gp (1), 14 tackles (9); 1 PB; 4 of 8 passing for 37 yards, 0 TD, 0 Int. (Long pass 17 yards vs. Monmouth '07); 5 carries for -14 yards, 0 TDs (Long run 9 yards vs. Monmouth '07); 1 KOR, 0 Yds., 0.0 avg. (Long 0 vs. Richmond '08)

**#32 Carl Smith**  
**Career:** 1 gp (0)

**#92 Irvin Titre** 2 (WC '09) 2 (WC)  
**Career:** 9 gp (0), tackles (3)

**#38 Ricky Tunstall** 2 (WC/Hof. '09) 2 (WC/Hof.)  
**Career:** 8 gp (0), 7 tackles (3), 1 Int. (0 yards)

**#25 Josh Ulrich**  
**Career (at UD):** 3 gp (0)

**#52 Brian Void** 7 (WC '07) 3 (WC)  
**Career:** 27 gp (1), 54 tackles (30), 2.5 TFL, 0.5 QB sack

**#54 Scott von Duyke** 6 (Rich. '08)  
**Career:** 10 gms. (2), 10 tackles (3 solo), 2 TFL, 1 QB sack

**#9 Anthony Walters** 13 (Md. '08) 9 (Rich.)  
**Career:** 35 gp (35), 178 tackles (124), 8 TFL, 1 QB Sack, 8 Int. for 120 yards, (Long 32 vs. JMU '07), 23 PB, 4 FF, 4 FR for 1 TD (vs. URI '07); 1 PR for -2 yards, -2.0 avg. (Long -2 vs. Richmond, '08)

**#58 Paul Worriow** 9 (WM '09) 9 (WM)  
**Career:** 9 gp (9), 49 tackles (30); 4 TFL; 2 FR, 1 PB

## CAREER START CHART

Player	GP (Consec.)	Starts (Cons.)
OL Shea Allard	16 (3)	7 (2)
LB Chuck Anderson	6 (0)	0 (0)
DL Michael Atunrase	17 (9)	1 (1)
TE Josh Baker	26 (0)	10 (0)
DL Carl Batson	14 (4)	0 (0)
K Jason Bilotti	1 (0)	0 (0)
DB Anthony Bratton	29 (9)	24 (9)
DB Tim Breaker	7 (7)	0 (0)
DB Cody Bristow	9 (9)	0 (0)
DB Marcus Burley	9 (9)	4 (0)
RB Jerry Butler	21 (21)	3 (2)
DL Ethan Clark	1 (0)	0 (0)
WR Tommy Crosby	22 (11)	12 (6)
OL Chad Davis	3 (0)	2 (0)
QB Pat Devlin	9 (9)	9 (9)
QB Tim Donnelly	1 (0)	0 (0)
WR Mark Duncan	43 (5)	23 (2)
DB Kasseim Everett	9 (9)	0 (0)
DL Nick Flugrad	1 (0)	0 (0)
DT Brandon Gilbeaux	19 (19)	11 (6)
OL Gino Gradkowski	9 (9)	9 (9)
DB Tyrone Grant	32 (3)	15 (2)
DB Charles Graves	40 (35)	34 (30)
OL Charles Gushue	1 (0)	0 (0)
QB Sean Hakes	2 (0)	0 (0)
LB Andrew Harrison	21 (21)	16 (9)
RB David Hayes	9 (9)	8 (0)
DT Siddiq Haynes	32 (9)	10 (9)
DT Demetrius Hester	32 (0)	10 (0)
DE John Higginson	42 (32)	24 (12)
LB Mike Hirt	1 (0)	0 (0)
RB Leon Jackson	8 (5)	1 (0)
WR Jeff Javier	6 (1)	0 (0)
DL Justin Johnson	20 (4)	3 (0)
WR Rob Jones	6 (1)	4 (0)
LB Eddie Lugo	20 (20)	1 (1)
WR Mark Mackey	31 (9)	10 (9)
LB Benard Makumbi	29 (9)	8 (0)
DE Matt Marcocelle	39 (0)	35 (0)
OL Rob McDowell	21 (21)	21 (21)
TE Trevor Mooney	20 (17)	9 (3)
DL Chris Morales	23 (8)	8 (0)
OL Will Nagle	15 (0)	0 (0)
TE Colin Naugle	8 (0)	4 (0)
OL Corey Nicholson	42 (36)	40 (22)
DB Jay Pena	14 (7)	0 (0)
LB Cazavious Ray	8 (0)	0 (0)
TE Zack Reed	36 (36)	0 (0)

# BLUE HEN INDIVIDUAL CAREER STATISTICS / CAREER-HIGHS / START CHART

WR Justin Rodriguez	.....12 (1)	.....0 (0)
OL Danny Russell	.....1 (0)	.....0 (0)
WR Bobby Russo	.....6 (5)	.....0 (0)
S Sean Scanlon	.....20 (0)	.....1 (0)
WR Matt Schenauer	.....15 (1)	.....5 (0)
LB Carl Smith	.....1 (0)	.....0 (0)
LB Ryan Stratis	.....4 (0)	.....0 (0)
K Jon Striefsky	.....37 (36)	.....0 (0)
RB Phillip Thaxton	.....29 (15)	.....0 (0)
DL Irvin Titre	.....9 (9)	.....0 (0)
DB Ricky Tunstall	.....9 (9)	.....0 (0)
OL Kevin Uhl	.....36 (36)	.....24 (24)
DB Josh Ulrich	.....3 (0)	.....0 (0)
LB Brian Void	.....27 (2)	.....1 (0)
DT Scott von Duyke	.....10 (0)	.....2 (0)
P Ed Wagner	.....10 (9)	.....0 (0)
DB Anthony Walters	.....35 (13)	.....35 (3)
WR Nihja White	.....8 (6)	.....1 (0)
LB Paul WorriLOW	.....8 (8)	.....8 (8)

## BIG PLAY COUNT

(20+ Yard Plays Run/Pass/Reception  
+30 PR, KR, IR, FR)

### QB Pat Devlin

Career: 17 (17 pass/0 run)  
2009: 17 (17/0)

### RB Phillip Thaxton

Career: 7 (3 runs/4 receptions)  
2009: 5 (1 run/4 receptions)

### RB David Hayes

Career: 1 (1 run)  
2009: 1 (1 run)

### RB Jerry Butler

Career: 7 (5 KOR/2 run)  
2009: 5 (3 KOR/2 run)

### WR Tommy Crosby

Career: 6 (6 receptions)  
2009: 3 (3 receptions)

### WR Mark Duncan

Career: 24 (23 receptions; 1 KOR)  
2009: 4 (4 receptions)

### WR Mark Mackey

Career: 5 (5 receptions)  
2009: 2 (2 receptions)

### WR Mark Schenauer

Career: 2 (2 receptions)  
2009: 2 (2 receptions)

### WR Rob Jones

Career: 1 (1 reception)  
2009: 1 (1 reception)

### TE Colin Naugle

Career: 1 (1 reception)  
2009: 1 (1 receptions)

### WR Nihja White

Career 1 (1 reception)  
2009: 1 (1 receptions)

### DB Tyrone Grant

Career: 3 (2 Int., 1 PR)  
2009: 0

### LB Eddie Lugo

Career: 1 (1 FR)  
2009: 1 (FR)

### DB Anthony Walters

Career: 2 (2 Int.)  
2009: 1 (Int.)

### DE Matt Marcorelle

Career: 1 (1 PR)  
2009: 0

### DB Charles Graves

Career: 5 (2 Int./3 FR)  
2009: 5 (2 Int./3 FR)

### DT Brandon Gilbeaux

Career: 1 (FR)  
2009: 0

### DB Marcus Burley

Career: 1 (FR)  
2009: 1 (FR)

## 2009 LONGEST DRIVES

### DELAWARE

#### Plays

15 vs. Delaware State (1st/TD)  
13 vs. Richmond (1st/FG)  
13 vs. Towson (3rd/TD)  
12 vs. UMass (1st/FG)  
12 vs. Hofstra (1st/TD)

#### Yards

93 vs. Hofstra (3rd/TD)  
80 vs. West Chester (3rd/TD)  
80 vs. Maine (1st/TD)  
80 vs. Towson (1sts/TD)  
79 vs. Maine (3rd/Downs)  
79 vs. Hofstra (1st/TD)

#### Time

8:24 vs. Towson (3rd/TD)  
5:59 vs. UMass (1st/FG)  
5:42 vs. Delaware State (1st/TD)  
5:39 vs. Hofstra (1st/TD)  
5:32 vs. UMass (4th/FG)

**Three (or less) and Outs: 36**

### OPPONENTS

#### Plays

14, West Chester (4th/Fumble)  
14, JMU (3rd/TD)  
13, Richmond (3rd/Downs)  
13, Delaware State (1st/Miss FG)  
13, Hofstra (2nd/TD)

#### Yards

91, Wm. & Mary (1st/TD)  
83, Towson (4th/TD)  
83, JMU (3rd/TD)  
82, Maine (2nd/TD)  
78, Hofstra (3rd/TD)

#### Time

8:12, Richmond (3rd/Downs)  
7:20, JMU (3rd/TD)  
6:26, Hofstra (4th/Downs)  
6:23, Hofstra (2nd/TD)  
6:19, Wm. & Mary (3rd/TD)

**Three and Outs: 32**

## DELAWARE VS. NAVY TENTATIVE 2-DEEP LINEUPS

### DELAWARE OFFENSE

<b>TE</b> 84 Trevor Mooney (Jr., 6-6, 244)	44 Zack Reed (Jr., 6-3, 225)
<b>WR</b> 8 Mark Mackey (Jr., 6-4, 220)	82 Nihja White (Fr.r. 6-2, 200)
<b>WR</b> 21 Mark Duncan (Sr., 5-11, 190)	6 Mark Schenuar (So., 6-3, 205)
<b>WR</b> 81 Tommy Crosby (Jr., 6-5, 200)	31 Phillip Thaxton (Jr., 5-10, 180)
<b>LT</b> 71 Shea Allard (So., 6-5, 270)	75 Chad Davis (Fr.r. 6-4, 285)
<b>LG</b> 69 Corey Nicholson (Sr., 6-3, 285)	76 Erle Ladson (Fr., 6-6, 275)
<b>C</b> 50 Rob McDowell (So., 6-3, 270)	56 Gino Gradkowski (Jr., 6-4, 294)
<b>RG</b> 56 Gino Gradkowski (So., 6-4, 294)	55 Will Nagle (So., 6-4, 265)
<b>RT</b> 74 Kevin Uhl (Jr., 6-4, 265)	73 Brandon Heath (Fr., 6-6, 305)
<b>QB</b> 17 Pat Devlin (Jr., 6-4, 220)	10 Tim Donnelly (Fr., 6-3, 180)
<b>RB</b> 33 Jerry Butler (Sr., 5-9, 185)	28 David Hayes (Fr.r. 5-9, 180)

### DELAWARE DEFENSE

<b>LE</b> 94 Michael Atunrase (So., 6-2, 250)	90 Carl Batson (Sr., 6-3, 260)
<b>LT</b> 91 Siddiq Haynes (Jr., 6-1, 285)	99 Justin Johnson (Jr., 6-4, 285)
<b>RT</b> 96 Brandon Gilbeaux (Sr., 6-3, 271)	92 Irvin Titre (Fr., 6-0, 300)
<b>RE</b> 53 John Higginson (Sr., 6-0, 250)	90 Carl Batson (Sr., 6-3, 260)
<b>OLB</b> 58 Paul WorriLOW (Fr.r. 6-0, 246)	46 Cazavious Ray (Fr., 6-1, 210)
<b>MLB</b> 42 Benard Makumbi (Jr., 6-1, 228)	45 Eddie Lugo (So., 6-4, 220)
<b>OLB</b> 40 Andrew Harrison (So., 6-1, 205)	52 Brian Void (Jr., 6-0, 220)
<b>CB</b> 9 Anthony Walters (Jr., 6-1, 195) or	15 Marcus Burley (Fr.r. 5-10, 160)
<b>SS</b> 4 Anthony Bratton (Jr., 6-2, 196) or	9 Anthony Walters (Jr., 6-1, 195)
<b>FS</b> 30 Charles Graves (Sr., 6-0, 195)	20 Jay Pena (So., 5-11, 190)
<b>CB</b> 1 Tyrone Grant (Jr., 5-9, 170)	26 Kasseim Everett (Fr., 5-11, 175)

### DELAWARE SPECIALISTS

<b>K</b> 47 Jon Striefsky (Sr., 6-1, 205)	49 Jason Bilotti (Fr., 5-11, 170)
<b>KO</b> 47 Jon Striefsky (Sr., 6-1, 205)	13 Ed Wagner (Sr., 6-5, 225)
<b>P</b> 13 Ed Wagner (Jr., 6-5, 225)	89 Jordan Ottinger (Fr.r. 5-10, 180)
<b>H</b> 13 Ed Wagner (Jr., 6-5, 225)	9 Anthony Walters (Jr., 6-1, 195)
<b>LS</b> 44 Zack Reed (Jr., 6-3, 225)	68 Corey Olsen (Fr., 5-11, 210)
<b>SS</b> 44 Zack Reed (Jr., 6-3, 225)	68 Corey Olsen (Fr., 5-11, 210)
<b>KR</b> 33 Jerry Butler (Sr., 5-9, 185)	21 Mark Duncan (Sr., 5-11, 190)
<b>PR</b> 5 Rob Jones (Fr., 5-10, 170)	15 Marcus Burley (Fr.r. 5-10, 160)

### NAVY OFFENSE

<b>WR</b> 84 Greg Jones (Jr., 5-10, 182)	85 MarioWashington (Jr., 6-0, 193)
<b>WR</b> 80 Mike Schupp (Jr., 5-10, 176) or	81 Nick Henderson (Sr., 6-4, 205)
<b>LT</b> 61 Jeff Battipaglia (Jr., 6-4, 256)	60 Austin Milke (Sr., 6-3, 256)
<b>LG</b> 79 Osei Asante (Sr., 6-1, 265)	53 Andy Lark (Sr., 6-0, 267)
<b>C</b> 66 Curtis Bass (Sr., 6-1, 265) or	71 Eric Douglass (So., 6-2, 273)
<b>RG</b> 53 Andy Lark (Sr. 6-0, 267) or	66 Curtis Bass (Sr., 6-1, 265)
<b>RT</b> 70 Matt Molloy (Jr., 6-3, 260)	68 John Dowd (So., 6-4, 260)
<b>QB</b> 4 Ricky Dobbs (Jr., 6-1, 198)	2 Kriss Proctor (So., 6-1, 190)
<b>SB</b> 28 Marcus Curry (So., 5-11, 200) or	21 Gee Gee Greene (Fr., 5-8, 180)
<b>SB</b> 33 Bobby Doyle (Sr., 5-11, 204)	23 Cory Finnerty (Sr., 5-10, 185)
<b>FB</b> 47 Vince Murray (Jr., 6-1, 217)	39 Alexander Teich (So., 6-0, 212)

### NAVY DEFENSE

<b>LE</b> 98 Jabaree Tuani (So., 6-1, 265)	78 Michael Walsh (Sr., 6-2, 251)
<b>NG</b> 93 Chase Burge (Jr., 6-4, 270)	69 Jordan Stephens (Sr., 6-4, 256)
<b>RE</b> 59 Matt Nechak (Sr., 6-4, 252)	90 Billy Yarborough (Jr., 6-5, 240)
<b>OLB</b> 34 Ram Vela (Sr., 5-9, 193)	44 Clint Sovie (Sr., 5-11, 200)
<b>ILB</b> 51 Ross Pospisil (Sr., 6-0, 227)	54 Tyler Simmons (Jr., 6-3, 228)
<b>ILB</b> 50 Tony Haberer (Sr., 6-1, 217)	57 Caleb King (So., 6-0, 223)
<b>OLB</b> 49 Craig Schaefer (Sr., 6-2, 220) or	44 Clint Sovie (Sr., 5-11, 200)
<b>LCB</b> 1 Blake Carter (Sr., 5-11, 187)	11 Kwesi Mitchell (So., 5-10, 189)
<b>ROV</b> 8 Wyatt Middleton (Jr., 6-2, 208)	3 Jesse Iwuji (Sr., 6-1, 182)
<b>FS</b> 7 Emmett Merchant (Jr., 5-9, 186)	11 Kwesi Mitchell (So., 5-10, 189)
<b>RCB</b> 15 Kevin Edwards (Jr., 6-2, 180)	18 David Wright (So., 6-2, 188)

### NAVY SPECIALISTS

<b>PK</b> 16 Joe Buckley (Jr., 5-9, 176)	45 Jon Teague (So., 6-3, 198)
<b>KO</b> 45 Jon Teague (So., 6-3, 198)	16 Joe Buckley (Jr., 5-9, 176)
<b>P</b> 35 Kyle Delahooke (Jr., 6-1, 207)	88 John Charles White (Jr., 6-2, 196)
<b>H</b> 14 Greg Zingler (Sr., 6-0, 187)	33 Bobby Doyle (Sr., 5-11, 204)
<b>LS</b> 96 Brian Ackerman (So., 5-11, 188)	92 William Coats (Fr., 6-4, 225)
<b>SS</b> 96 Brian Ackerman (So., 5-11, 188)	92 William Coats (Fr., 6-4, 225)
<b>KR</b> 41 Bo Snelson (Fr., 5-7, 180)	39 Alexander Teich (So., 6-0, 212)
<b>PR</b> 85 MarioWashington (Jr., 6-0, 193)	22 John Angelo (Jr., 5-9, 174)

# 2009 UNIVERSITY OF DELAWARE FOOTBALL GAME RECAPS

**DELAWARE .....35**  
**#17 (D2) West Chester .....0**  
 September 4, 2009 • Delaware Stadium (22,006)

**NEWARK, Del.** -- The major stories surrounding the pre-season for the University of Delaware football team revolved around the anticipation of watching highly-touted transfer quarterback Pat Devlin and the much-heralded Blue Hen defense.

So it came as little surprise that both stole the show in the Blue Hens' 2009 season-opening 35-0 victory over West Chester Friday night at Delaware Stadium before a sellout crowd.

Devlin, playing his first game after serving as backup at Penn State the last two seasons, completed 12 of 15 passes for 227 yards and two touchdowns and ran for a third score and the UD defense held the Rams to just 176 total yards in pitching its first home shutout since 2000.

The Hens (1-0) won their home opener for the fifth straight season while downing their local rival West Chester for the 16th straight time. The Rams (1-1), ranked No. 17 in NCAA Division II and coming off five straight NCAA playoff appearances, didn't pick up their first down until midway through the second quarter and never got closer than the Delaware 16-yard line.

The Blue Hens, who posted their first shutout since a 42-0 win over Northeastern back on Sept. 30, 2000, allowed just 10 first downs total for the game and held the Rams to just 92 yards on the ground and 84 yards through the air.

Devlin was the difference on the offensive end of the field as he completed 12 of 15 passes for 227 yards and hooked up with tight end Josh Baker on a seven-yard slant for a touchdown to open the scoring six minutes into the game, added a one-yard dive early in the second quarter, and hooked up with Tommy Crosby on a 31-yard bomb down the left sideline with 5:41 left in the second quarter to send the Hens into intermission up 21-0.

The Hens built the lead in the second half as David Hayes scored on a six-yard burst up the middle less than two minutes into the second half and junior running back Phillip Thaxton capped the scoring on a 29-yard run around the left end with 8:12 to go in that same stanza.

Delaware, which scored at home for the 169th straight time at home since 1983, posted its highest single game scoring output since a 38-7 win over Albany last September. The 35-point, 403-total yard was nice to see for the Hens, whose 17.5 points and 275.8 yards per game averages last season were the lowest for the program since the early 1960's.

West Chester.....	0	0	0	0	-	0
Delaware .....	7	14	14	0	-	35

**Delaware** - Baker 7 pass from Devlin (Striefsky kick), 9:08 left (1st Q)

**Delaware** - Devlin 1 run (Striefsky kick), 14:25 (2nd Q)

**Delaware** - Crosby 31 pass from Devlin (Striefsky kick), 5:41 (2nd Q)

**Delaware** - Hayes 6 run (Striefsky kick), 13:18 (3rd Q)

**Delaware** - Thaxton 29 run (Striefsky kick), 8:12 (3rd Q)

WCU	TEAM STATISTICS	UD
10	First Downs	19
34-92	Rushes-Yards	46-163
11-28-1-84	Passing	14-20-0-240
176	Total Offense	403
7-38.7	Punts-Avg.	4-40.5
1-1	Fumbles-lost	1-1
5-55	Penalties-yards	4-35
30:43	Time of Possession	29:17

**INDIVIDUAL LEADERS: Rushing** - WCU, Scott Bradish, 9-39, D'Andre Webb, 11-27, Lee Hopkins, 5-15, Jared Jorgensen, 2-5, Brian McDermott, 1-4, Corey Broyles, 2-4, Steve Miller, 1-4, Joe Wright, 3-(-6); **Delaware**, David Hayes, 20-57, Phillip Thaxton, 7-51, Leon Jackson, 8-41, Pat Devlin, 5-20, Jerry Butler, 4-16, Sean Hakes, 1-(-8), Team, 1-(-14); **Passing** - WCU, Wright, 8-20-1-59, Jorgensen, 3-8-0-25; **Delaware**, Devlin, 12-15-0-227, Hakes, 2-5-0-13; **Receiving** - WCU, Miller, 3-25, Dan DePalma, 3-21, Sean Beahan, 2-19, Bob Sabol, 1-8, Webb, 1-6, Ryan Paulson, 1-5; **Delaware**, Mark Mackey, 5-83, Josh Baker, 3-33, Mark Schenauer, 2-72, Colin Naugle, 2-15, Tommy Crosby, 1-31, Rob Jones, 1-6.

**#1 Richmond .....16**  
**DELAWARE .....15**  
 September 12, 2009 • Delaware Stadium (20,800)

**NEWARK, Del.** -- Delaware had No. 1 ranked and defending national champion Richmond on the ropes in the team's Colonial Athletic Association football battle. The Blue Hens led the entire game until the final minutes, but when they had the opportunity to regain the lead and capture the victory in the final minute, a hand on short field goal attempt proved to be the difference.

Delaware (1-1, 0-1 CAA) had the chance to post the upset win, but Richmond's 6-3 wide receiver Kevin Grayson leaped high to block a 23-yard field goal attempt by the Hens' Jon Striefsky with 38 seconds left to send the Spiders (2-0, 1-0 CAA) to their 11th straight victory.

Richmond, which captured the national title a year ago and opened its 2009 season with a 24-16 win at Duke last week, rallied from a 15-7 fourth-quarter deficit as quarterback Eric Ward scored on a one-yard burst with 12:27 left and Andrew Howard kicked what proved to be the game-winning field goal with a 23-yard kick with 5:54 left to play.

Delaware went three plays and out following Howard's field goal, but the Blue Hens hung tough and forced the Spiders to punt on their next possession. An 18-yard punt by Richmond's Brian Radford handed Delaware the ball on the Spider 42-yard line with 2:15 remaining, and UD quarterback Pat Devlin wasted little time, hitting Mark Schenauer down the middle for a 33-yard gain. The Hens then rushed three times to set up Striefsky's attempt.

Delaware jumped out to an 8-0 lead as the Hens opened the scoring eight minutes into the game with a safety and later added field goals of 33 and 28 yards by Striefsky, the second set up when All-American Charles Graves intercepted the first of two passes on the day when he snared an attempt by Richmond wide receiver Donte Boston on a trick play.

The Hens recorded the safety - the team's first since 2005 - when Richmond's Colin Pehanick sailed the punt snap over the head of Radford, who caught up to the ball in the end zone and wisely kicked it out of play. Richmond then cut the margin to 8-7 at the half when Ward found a wide-open Tre Gray on a six-yard slant in the end zone. with just 23 seconds left before intermission to cap a 12-play, 63-yard drive.

Richmond's score marked the first point allowed by the Hens this season as Delaware had opened the season last week with a 35-0 win over West Chester. The points snapped a streak of 108 minutes without allowing a score by UD dating back to third quarter of last season's final game vs. Villanova.

Richmond .....	0	7	0	9	-	16
Delaware .....	5	3	7	0	-	15

**Delaware** - Safety, Richmond kicked ball out of end zone, 6:26 left (1st Q)

**Delaware** - FG Striefsky 33, 1:22 (1st Q)

**Delaware** - FG Striefsky 28, 5:33 (2nd Q)

**Richmond** - Gray 6 pass from Ward (Howard kick), :23 (2nd Q)

**Delaware** - Devlin 7 run (Striefsky kick), 10:38 (3rd Q)

**Richmond** - Ward 1 run (Ward pass failed), 12:27 (4th Q)

**Richmond** - FG Howard 23, 5:54 (4th Q)

UR	TEAM STATISTICS	UD
19	First Downs	15
36-59	Rushes-Yards	31-87
22-33-2-247	Passing	15-31-1-167
306	Total Offense	254
2-30.5	Punts-Avg.	6-38.3
2-1	Fumbles-lost	1-0
6-45	Penalties-yards	1-15
34:34	Time of Possession	25:26

**INDIVIDUAL LEADERS: Rushing** - Richmond, Eric Ward, 10-46, Garrett Wilkins, 5-21, Justin Forte, 15-21, Tyler Kirchoff, 3-(-1), Team, 3-(-28); **Delaware** - Leon Jackson, 13-45, David Hayes, 5-31, Phillip Thaxton, 3-8, Pat Devlin, 9-5, Team, 1-(-2); **Passing** - Richmond, Ward, 22-32-1-247, Donte Boston, 0-1-1-0; **Delaware**, Devlin, 15-31-1-167; **Receiving** - Richmond, Tre Gray, 6-68, Jordan Mitchell, 4-34, Kevin Grayson, 3-39, Boston, 3-36, Forte, 2-29, Ben Keating, 2-17, William Bischoff, 1-22, Wilkins, 1-2; **Delaware**, Mark Mackey, 6-81, Mark Schenauer, 2-37, Tommy Crosby, 2-29, Mark Duncan, 2-10, Hayes, 2(-4), Rob Jones, 1-14.

**DELAWARE .....27**

**Delaware State .....17**

September 19, 2009 • Delaware Stadium (20,585)

**NEWARK, Del.** -- Delaware holds football bragging rights in the state after posting the victory over Delaware State in the inaugural First State Cup matchup. But it wasn't easy.

Delaware QB Pat Devlin ran for two scores and threw for 227 yards, including a fourth quarter touchdown to Rob Jones, and the stingy Blue Hen defense held the Delaware State offense to just one touchdown on the day as the Hens (2-1) outlasted the Hornets (0-2) in the first-ever regular season matchup between the two teams.

Dubbed The First State Cup in a state-wide naming contest, the game featured the state's only NCAA Division I football programs. The schools met for only the second time following Delaware's 44-7 NCAA first round playoff win over Delaware State in 2007. Delaware was awarded the trophy in a post-game ceremony and will keep possession of the cup until the rivalry resumes in 2012.

This time the game was much closer as the Hens came away with a hard-earned win against the Hornets. Delaware increased its lead to 21-3 after Devlin's 17-yard scoring strike to Jones with 10:56 left to play, but the Hornets kept it close by scoring two touchdowns in the final 5:01. A three-yard touchdown run by Leon Jackson with 3:36 left gave the Blue Hens some much-needed insurance.

Devlin completed 19 of 29 passes for 227 yards and scored on one-yard sneaks with 7:41 left in the first quarter to open the scoring and again with 1:26 left in the third quarter to increase the lead to 14-3. He completed all five of his pass attempts for 47 yards in leading a 59-yard march that culminated with his 17-yard scoring toss to Jones in the back of the left end zone early in the fourth quarter to increase the lead to 21-7.

Both teams struggled all day to mount long drives and each finished with 343 total yards. The game also featured 10 punts, 13 penalties, and three turnovers, including a crucial interception by Delaware safety Anthony Bratton at the Blue Hen 22-yard line with 7:56 left in the third quarter as Delaware was clinging to a 7-3 lead.

Another Delaware State turnover, a fumble by running back Jason Randall that was forced by Siddiq Haynes and picked up by Michael Atunrase at the 41-yard line, set up Devlin's scoring toss to Jones.

Randall led all runners on the day with a career-high 93 yards on 20 carries while Delaware Statequarterback Anthony Glaud connected on 23 of 40 passes for 208 yards. Darius Jackson, who caught seven pass in the Hornet's season-opening 21-12 loss at Florida A&M two weeks ago, caught eight passes for 81 yards on this day.

Delaware's defense, which has allowed just two offensive touchdowns in three games this season, posted three quarterback sacks and six other tackles for loss while also breaking up four passes.

<b>Delaware State</b> .....	3	0	0	14	-	17
<b>Delaware</b> .....	7	0	7	13	-	27

**Delaware** - Devlin 1 run (Striefsky kick), 7:41 left (1st Q)

**DSU** - FG Flickinger 42, 5:04 (1st Q)

**Delaware** - Devlin 1 run (Striefsky kick), 1:26 (2nd Q)

**Delaware** - Jones 17 pass from Devlin (Striefsky kick), 10:56 (3rd Q)

**DSU** - Strums 71 interception return (Flickinger kick), 5:01 (4th Q)

**Delaware** - Jackson 3 run (Striefsky kick failed), 3:36 (4th Q)

**DSU** - Glaud 1 run (Flickinger kick), :31 (4th Q)

DSU	TEAM STATISTICS	UD
20	<b>First Downs</b> .....	21
37-135	<b>Rushes-Yards</b> .....	33-116
23-40-1-208	<b>Passing</b> .....	19-29-1-227
343	<b>Total Offense</b> .....	343
4-30.5	<b>Punts-Avg.</b> .....	6-39.3
3-1	<b>Fumbles-lost</b> .....	0-0
9-53	<b>Penalties-yards</b> .....	4-40
34:29	<b>Time of Possession</b> .....	25:31

**INDIVIDUAL LEADERS: Rushing** - Delaware State, Jason Randall, 20-93, Tahree McQueen, 5-25, Anthony Glaud, 11-17, Darrius Jackson, 1-0; **Delaware**, David Hayes, 14-59, Pat Devlin, 8-27, Leon Jackson, 9-24, Jerry Butler, 1-8, Team, 1-(-2); **Passing** - DSU, Glaud, 23-40-1-208; **Delaware**, Devlin, 19-29-1-227; **Receiving** - DSU, Jackson, 8-81, Larrone Moore, 5-45, Zacchari Charles, 4-35, Erick Jones, 3-18, Randall, 2-25, Donnell Dixon, 1-4; **Delaware**, Mark Schenauer, 5-36, Mark Duncan, 4-39, Phillip Thaxton, 3-45, Rob Jones, 3-29, Mark Mackey, 2-28, Tommy Crosby, 1-38, Colin Naugle, 1-12

**#5 William & Mary.....30**

**DELAWARE .....20**

September 26, 2009 • Zable Stadium (12,259)

**WILLIAMSBURG, Va.** -- William & Mary started the night's scoring with a school-record pass play and Delaware could never quite recover as the Blue Hens fell to the No. 5 ranked Tribe.

The Hens (2-2, 0-2 CAA) managed to move the ball through the air behind Pat Devlin's 302 yards passing and three touchdowns, but Delaware could never find its way on the ground and remained winless in conference play. The Hens rushed 18 times but lost -2 yards on the night, marking the second lowest rushing total in school history.

William & Mary (4-0, 1-0 CAA), which moved to 4-0 for the first time since the 1994 season and defeated the Hens at home for the first time since the 2004 NCAA playoffs, used two big plays from QB R.J. Archer to Chase Hill, including a school-record 91-yard touchdown pass midway through the first quarter, and two rushing touchdowns from Jonathan Grimes to post the win in its CAA opener.

Devlin completed 33 of 49 passes for 302 yards and three touchdowns - all career-highs - while freshman Rob Jones caught 10 passes for 113 yards, Tommy Crosby hauled in eight passes for 63 yards, and Mark Mackey added seven catches for 33 yards. Jones' 10 receptions set a UD single game record for a freshman, surpassing the nine by Justin Long twice in 2002.

Devlin hit Phillip Thaxton in the back of the end zone with a 30-yard scoring strike late in the first half to cut the William & Mary lead to 17-7 at the break and added scoring tosses of 25 yards to Jones and two-yards to Nihja White in the final three minutes but it wasn't enough.

Archer, who led the Tribe to a season-opening 26-14 win over Virginia on Sept. was sharp all night, hitting 23 of 37 passes for 313 yards and two scores while Hill caught six passes for 148 yards and two scores and Grimes led all runners with 98 yards and two scores. The Tribe defense held Delaware to 18 first downs, only two on the ground, sacked Devlin five times for 28 yards, allowed the Hens to convert just 5 of 15 third down opportunities.

After Delaware cut the William & Mary lead to 17-7 at the half, the Tribe controlled the action in the second half, putting together consecutive drives of 70 yards and 52 yards that used up over 11 minutes in the third quarter. Grimes' nine-yard slashing dive into the end zone with 10:03 left in the third quarter capped a 70-yard drive and gave the Tribe the 23-7 cushion.

The Blue Hens battled back, cutting the lead to 23-13 with 2:37 left as Devlin drove Delaware 71 yards on seven plays and hit Jones with a 25-yard scoring toss down the right sidelines.

William & Mary recovered the ensuing on-side kick by the Blue Hens and added some insurance as Grimes scored from four yards out to push the Tribe lead to 30-13. Devlin's last minute two-yard scoring toss to White - the first catch of the redshirt freshman's career - capped the scoring with 31 seconds left but it came too late.

<b>Delaware</b> .....	0	7	0	13	-	20
<b>William &amp; Mary</b> .....	14	3	6	7	-	30

**W&M** - Hill 91 pass from Archer (Pate kick), 7:19 left (1st Q)

**W&M** - Hill 20 pass from Archer (Pate kick), :52 left (1st)

**W&M** - FG Pate 29, 1:45 (2nd)

**Delaware** - Thaxton 30 pass from Devlin (Striefsky kick), :17 (2nd)

**W&M** - Grimes 9 run (run failed), 10:03 (3rd)

**Delaware** - Jones 25 pass from Devlin (pass failed), 2:37 (4th)

**W&M** - Grimes 4 run (Pate kick), 1:47 (4th)

**Delaware** - White 2 pass from Devlin (Striefsky kick), :31 (4th)

WM	TEAM STATISTICS	UD
22	<b>First Downs</b> .....	18
42-145	<b>Rushes-Yards</b> .....	18-(-2)
23-37-0-313	<b>Passing</b> .....	33-49-0-302
458	<b>Total Offense</b> .....	300
4-46.2	<b>Punts-Avg.</b> .....	9-39.4
2-0	<b>Fumbles-lost</b> .....	1-1
5-43	<b>Penalties-yards</b> .....	4-42
35:52	<b>Time of Possession</b> .....	24:08

**INDIVIDUAL LEADERS: Rushing** - Delaware, David Hayes, 5-8, Pat Devlin, 11-(-2), Phillip Thaxton, 1-(-3), Jerry Butler, 1-(-5); **Wm. & Mary**, Jonathan Grimes, 24-98, Courtland Marriner, 7-27, Terrence Riggins, 6-17, R.J. Archer, 3-3, Team, 2-0; **Passing** - Delaware, Devlin, 33-49-0-302; **Wm. & Mary**, Archer, 23-37-0-313; **Receiving** - Delaware, Rob Jones, 10-113, Tommy Crosby, 8-63, Mark Mackey, 7-33, Thaxton, 2-33, Hayes, 2-25, Mark Schenauer, 2-23, Jeff Javier, 1-10, Nihja White, 1-2; **Wm. & Mary**, Chase Hill, 6-148, Rob Varno, 5-40, Cam Dohse, 4-54, D.J. McAulay, 4-33, Grimes, 2-12, Marriner, 1-17, Riggins, 1-9.

**ORONO, Maine** -- Delaware finally revived its struggling running game and in the process picked up its first CAA victory as the Blue Hens ran past host Maine in the rain.

The Hens, who had rushed for negative two yards in a 30-20 loss at William & Mary a week ago and entered the game last in the CAA in rushing offense, picked things up in a big way against Maine as Delaware churned out season-highs of 512 total yards, including 183 on the ground, to improve to 3-2 (1-2 CAA) and move back into the conference race.

Maine (2-3, 1-1 CAA), who had defeated Delaware each of the last two meetings, including the Hens' last trip to Orono in 2005, lost its third straight game as the Black Bears managed just 326 total yards and the Hens picked off QB Warren Smith twice.

David Hayes ignited the running game for the Hens as he ran for a career-high 106 yards and clinched the win with a 25-yard dash for a touchdown on a fourth-down play with 3:57 left to play. Leon Jackson ran for 61 yards and scored two touchdowns.

QB Pat Devlin guided the Hens to their highest yardage total of the year and most since the 2007 season as he completed 21 of 31 passes for 329 yards for his second straight 300-yard effort. The big play was a 79-yard scoring toss to Mark Duncan that opened the scoring midway through the first quarter. Duncan finished the night with four catches for 145 yards.

Delaware put in a solid defensive effort as well as the Blue Hens held Maine to just 326 total yards - 68 on the ground - and allowed 18 first downs. The Black Bears managed just 100 total yards in the second half when they converted only one of six third down attempts. Brandon Gilbeau led the Hens with eight tackles and Anthony Bratton and Ricky Tunstall each recorded interceptions.

Smith completed 23 of 36 passes for 258 yards and two touchdowns with Landis Williams pulling in 10 passes for 104 yards. Derek Session led the Black Bear ground game with 57 yards on 14 carries, well under his average of 88 yards per game entering the game.

After Maine took its only lead of the night at 17-14 on a 35-yard field goal by Jordan Waxman with 9:14 left in the third quarter, Delaware took over and raced to the victory. The Hens went ahead for good at 21-17 when Jackson capped a 71-yard drive with his second score of the night, a two-yard dive with 2:27 remaining in the third quarter.

Delaware then iced the win when Hayes' stormed up the middle on a fourth down play, scoring on a 25-yard jaunt with 3:57 left to play to push the lead to 27-17. A 48-yard pass play from Devlin to Duncan down to the Maine 23-yard line started the drive.

Bratton ended any comeback hopes by the Black Bears on the next possession as he posted his second interception of the season at the Maine 45-yard line. The Hens then ran out the clock, keeping it on the ground with Hayes gaining 16 yards in the drive.

<b>Delaware</b> .....	7	7	7	6	-	27
<b>Maine</b> .....	7	7	3	0	-	17

**Delaware** - Duncan 79 pass from Devlin (Striefsky kick), 6:37 left (1st)

**Maine** - Randall 45 pass from W. Smith (Waxman kick), 1:30 (1st)

**Delaware** - Jackson 8 run (Striefsky kick), 5:12 (2nd)

**Maine** - T. Jones 9 pass from W. Smith (Waxman kick), 1:40 (2nd)

**Maine** - FG Waxman 35, 9:14 left (3rd)

**Delaware** - Jackson 2 run (Striefsky kick), 2:27 (3rd)

**Delaware** - Hayes 25 run (Striefsky kick failed), 3:57 (4th)

ME	TEAM STATISTICS	UD
18	<b>First Downs</b> .....	25
24-68	<b>Rushes-Yards</b> .....	49-183
23-36-2-258	<b>Passing</b> .....	21-31-0-329
326	<b>Total Offense</b> .....	512
5-40.2	<b>Punts-Avg.</b> .....	3-37.0
1-0	<b>Fumbles-lost</b> .....	3-1
4-22	<b>Penalties-yards</b> .....	4-37
27:52	<b>Time of Possession</b> .....	32:08

**INDIVIDUAL LEADERS: Rushing** - Delaware, David Hayes, 17-106, Leon Jackson, 23-61, Pat Devlin, 6-21, Team, 3(-5); **Maine**, Derek Session, 14-57, Roosevelt Boone, 3-17, Warren Smith, 7(-6); **Passing** - Delaware, Devlin, 21-31-0-329; **Maine**, Smith, 23-36-2-258; **Receiving** - Delaware, Hayes, 5-49, Mark Duncan, 4-145, Mark Mackey, 4-46, Tommy Crosby, 2-24, Jackson, 2-15, Nihja White, 2-9, Colin Naugle, 1-23, Rob Jones, 1-18; **Maine**, Landis Williams, 10-104, Tyrell Jones, 4-41, Derek Buttes, 3-31, Mike Brusko, 3-26, Desmond Randall, 2-53, Session, 1-3.

**NEWARK, Del.** -- Delaware came up with a huge performance for the second straight week as the Hens jumped out fast to a 20-0 lead and cruised to the CAA win over No. 12 Massachusetts.

Delaware QB Pat Devlin continued his spectacular play as he hit on 19 of 26 passes for 284 yards and four touchdowns - two to senior wideout Mark Duncan - and the UD defense stifled the UMass running game all night. Duncan caught seven passes for 107 yards on the night.

Delaware (4-2, 2-2 CAA) won its second straight game and snapped an eight-game losing streak to Top 25 opponents as the Hens dominated a Minutemen team (3-2, 1-1 CAA) that had won three straight games by an average of 28 points. The Hens' last win over a Top 25 opponent came in the 2007 NCAA FCS semifinals when Delaware knocked off No. 4 Southern Illinois 20-17 on the road.

The Hens, who scored 20 points in the opening quarter for the first time since 2007, held the CAA's third best rushing team to 143 yards under its average. CAA rushing leader Tony Nelson, who entered the contest averaging 114 yards per game and who piled up 163 yards against the Hens in last season's 17-7 win, was held to just 33 yards on 15 carries.

Jon Striefsky booted field goals of 22, 24, and 23 yards to become Delaware's career field goal leader with 33 and CB Marcus Burley made the biggest defensive play of the night for the Hens when he returned a first-quarter Nelson fumble 42 yards for a touchdown.

WR Mark Mackey made a spectacular one-handed touchdown catch from Devlin from 15 yards out to open the scoring seven minutes in and Delaware added a pair of touchdowns just 54 seconds apart. Devlin hit Duncan in stride down the left sideline on a 22-yard scored for a 14-0 lead and after Massachusetts got the ball back, Burley scooped up a fumble by Nelson and sprinted untouched down the sidelines for a 42-yard return with 4:17 left in the opening stanza. Mackey's touchdown was set up when LB Paul Worriow recovered a fumble by Havens on UMass' first drive of the day.

The lead ballooned to 23-3 at the half on a 22-yard field goal by Striefsky with 9:22 left before the break, and the Hens went up 37-6 with touchdowns 17 seconds apart late in the third quarter as Devlin tossed a four-yard scoring pass to TE Trevor Mooney and then found Duncan for the second time on a 27-yard strike. Duncan's scoring catch was set up when All-American Charles Graves intercepted a pass by Havens on the previous play.

<b>Massachusetts</b> .....	3	0	3	21	-	27
<b>Delaware</b> .....	20	3	14	6	-	43

**Delaware** - Mackey 15 pass from Devlin (Striefsky kick failed), 8:33 left (1st Q)

**Delaware** - Duncan 22 pass from Devlin (Striefsky kick), 5:11 (1st Q)

**Delaware** - Burley 42 fumble return (Striefsky kick), 4:17 (1st Q)

**UMass** - FG Cuko 51, :28 (1st Q)

**Delaware** - FG Striefsky 22, 9:22 (2nd Q)

**UMass** - FG Cuko 37, 6:36 (3rd Q)

**Delaware** - Mooney 4 pass from Devlin (Striefsky kick), 2:07 (3rd Q)

**Delaware** - Duncan 27 pass from Devlin (Striefsky kick), 1:50 (3rd Q)

**UMass** - Krevis 4 pass from Havens (Cuko kick), 11:20 (4th Q)

**Delaware** - FG Striefsky 24, 8:37 (4th Q)

**UMass** - Igwenagu 52 pass from Havens (Cuko kick), 7:43 (4th Q)

**Delaware** - FG Striefsky 23, 2:11 (4th Q)

**UMass** - Fears 20 pass from Woodward (Cuko kick), :55 (4th Q)

UMASS	TEAM STATISTICS	UD
18	<b>First Downs</b> .....	23
21-32	<b>Rushes-Yards</b> .....	38-127
28-44-1-325	<b>Passing</b> .....	19-26-1-284
357	<b>Total Offense</b> .....	411
3-41.0	<b>Punts-Avg.</b> .....	1-39.0
2-2	<b>Fumbles-lost</b> .....	2-1
7-52	<b>Penalties-yards</b> .....	6-60
27:10	<b>Time of Possession</b> .....	32:50

**INDIVIDUAL LEADERS: Rushing** - UMass, Tony Nelson, 15-33, Jon Hernandez, 1-1, Kyle Havens, 5(-2); **Delaware**, David Hayes, 17-55, Leon Jackson, 13-49, Pat Devlin, 5-18, Phillip Thaxton, 3-5; **Passing** - UMass, Havens, 24-36-1-275, Scott Woodward, 4-8-0-50; **Delaware**, Devlin, 19-26-1-284; **Receiving** - UMass, Victor Cruz, 8-118, Emil Igwenagu, 6-85, Julian Talley, 4-35, Jeremy Horne, 2-17, Hernandez, 2-13, Nelson, 2-11, Aaron Fears, 1-20, Matt Silver, 1-11, Joe Sanford, 1-11, Andrew Krevis, 1-4; **Delaware**, Mark Duncan, 7-106, Nihja White, 4-85, Tommy Crosby, 2-28, Mark Mackey, 2-27, Colin Naugle, 2-23, Hayes, 1-11, Trevor Mooney, 1-4.

**#23 DELAWARE .....49**

**Towson .....21**

October 17, 2009 • Johnny Unitas Stadium (6,026)

**TOWSON, Md.** -- Jerry Butler stepped up in a big way, rushing for 82 yards in a backup role and returning a kickoff 89 yards for a touchdown, Leon Jackson scored three touchdowns, and Pat Devlin and Mark Duncan connected on two touchdowns as No. 23 Delaware continued to roll.

The Blue Hens (5-2, 3-2 CAA) stormed out to a 35-0 lead at the half and upped that lead to 49-0 after three quarters before the Tigers (2-4, 1-2 CAA) scored three fourth quarter touchdowns that came much too late.

The win, Delaware's third straight, was the team's largest CAA victory since downing Rhode Island by a 38-9 score on Sept. 15, 2007. It was also the Hens largest margin of victory in a CAA road game since romping over former league member Connecticut 59-17 back on Nov. 7, 1998. The Hens' three straight wins and two straight CAA road wins are the longest streaks since the 2007 season when the Hens advanced to the NCAA championship game.

Butler, a third-year transfer from the University of Wisconsin who has been saddled with injuries and has played sparingly in the backfield, stepped in for hobbling starter David Hayes, and responded with 82 yards rushing on 13 carries to lead a ground attack that piled up a season-high 204 yards. Also one of the nation's top kick returners, he broke loose on an 89-yard return to open the second half, speeding past a slew of Towson defenders to help extend the Delaware lead to 42-0. The return was his third for a touchdown in his career, breaking the school record he held with Bill Hopkins (1962-64). Butler also returned one for a score against Towson in last year's 31-21 triumph over the Tigers.

Devlin completed 9 of 15 passes for 127 yards and rushed for 49 more on just four carries and hooked up with Duncan on two scores in the first half, hitting the speedy senior on a 26-yard pass early in the second quarter and on a 43-yard bomb just before halftime.

Delaware also got the job defensively as the Hens held Towson scoreless for the first three quarters and limited the offense to just 322 total yards. The Hens registered a season-high four sacks on four different Towson signal-callers and All-American Charles Graves enjoyed an outstanding day, posting five tackles, including a sack, and returning an interception 90 yards for a touchdown on the final play of the first half.

The Hens, who have now outscored its last two opponents by a score of 86-6 through the first three quarters, put this game away early. The floodgates opened in the second quarter as the Hens put up 28 points and headed into halftime with 35-0 lead, their biggest halftime lead since going into intermission up 42-0 against Monmouth during the 2007 campaign.

Delaware	.....7	28	14	0	-	49
Towson	.....0	0	0	21	-	21

- Delaware** - Jackson 2 run (Striefsky kick), 6:59 left (1st Q)
- Delaware** - Duncan 26 pass from Devlin (Striefsky kick), 12:57 (2nd Q)
- Delaware** - Jackson 2 run (Striefsky kick), 7:11 (2nd Q)
- Delaware** - Duncan 43 pass from Devlin (Striefsky kick), :42 (2nd Q)
- Delaware** - Graves 90 interception return (Striefsky kick), :00 (2nd Q)
- Delaware** - Butler 89 kickoff return (Striefsky kick), 14:46 (3rd Q)
- Delaware** - Jackson 1 run (Striefsky kick), 1:43 (3rd Q)
- Towson** - Booker 1 run (Magas kick), 10:30 (4th Q)
- Towson** - T. Chroniger 5 run (Magas kick), 5:15 (4th Q)
- Towson** - Dameron 5 run (Magas kick), 2:33 (4th Q)

TOW	TEAM STATISTICS	UD
15	First Downs	17
40-231	Rushes-Yards	39-204
9-26-2-91	Passing	9-16-0-127
322	Total Offense	331
5-35.6	Punts-Avg.	4-39.2
2-0	Fumbles-lost	2-2
8-80	Penalties-yards	7-57
32:20	Time of Possession	27:40

**INDIVIDUAL LEADERS: Rushing - Delaware**, Jerry Butler, 13-82, Leon Jackson, 17-52, Pat Devlin, 4-49, Tim Donnelly, 3-24, David Hayes, 1-2, Team, 1-(-5); **Towson**, Tommy Chroniger, 11-97, Dominique Booker, 10-66, Tremayne Dameron, 11-31, Peter Athens, 2-25, Brian Potts, 3-12, Blair Peterson, 3-0; **Passing - Delaware**, Devlin, 9-15-0-127, Donnelly, 0-1-0-0; **Towson**, Potts, 4-11-2-46, Chroniger, 2-7-0-25, Athens, 2-5-0-16, Peterson, 1-3-0-4; **Receiving - Delaware**, Mark Duncan, 6-99, Mark Mackey, 2-11, Nihja White, 1-17; **Towson**, Hakeem Moore, 3-52, David Newsom, 2-15, Dameron, 2-15, Casey Cegles, 2-9.

**James Madison .....20**

**#16 DELAWARE .....8**

October 31, 2009 • Delaware Stadium (20,641)

**NEWARK, Del.** -- Delaware's three-game win streak came to an abrupt end before a soggy Homecoming crowd as James Madison's struggling offense came to life in the second half and the Dukes defense posted eight sacks on the way to the CAA victory.

The 16th-ranked Blue Hens (5-3, 3-3 CAA), who had put up 92 points over the last two games in posting big CAA wins of 43-27 over Massachusetts and 49-21 over Towson, could manage just two Jon Striefsky field goals and a late safety as the Dukes (2-5, 1-4 CAA) won their first league game of the season and snapped a four-game losing streak.

James Madison redshirt freshman QB Justin Thorpe, who had struggled the last month as the Dukes scored just 27 points during the recent four-game skid, including going 12 straight quarters without a touchdown, was virtually unstoppable in the second half and finished with 262 yards and a touchdown on 11 of 15 passing. He completed just 2 of his 4 passes for 33 yards in the first half before coming alive in the second stanza and leading the Dukes to 386 total yards on the day.

Thorpe scored on a 12-yard burst up the middle early in the second quarter to give James Madison the lead for good at 7-3 and added a seven-yard scoring strike to TE Charlie Newman with 3:18 to go in the third quarter to up the Dukes lead to 13-6.

Delaware was limited to a season-low 224 total yards, including just nine on the ground as Devlin lost 55 yards on sacks. JMU All-American candidate Arthur Moats recorded 2.5 sacks for 19 yards while Sam Daniels collected two and Chase Williams had 1.5 for 10 yards and finished with a game-high 11 tackles.

Devlin connected on 19 of 42 passes for 215 yards but was intercepted twice. Delaware got its only points on field goals of 34 and 31 yards by Striefsky, who increased his school record total to 35, and on a safety with 42 seconds left when JMU punter Matt Goff ran out of the end zone.

Mark Duncan caught five passes for 72 yards and became just the fifth player in UD history to reach the 2,000-yard mark while Phillip Thaxton hauled in five passes for 68 yards. Defensively for the Hens, Anthony Bratton intercepted a pass and recorded a team-high nine tackles, Anthony Walters had seven tackles, forced a fumble, and recovered a fumble, and Charles Graves returned a fumble 43 yards.

The Hens, whose three game win streak was its longest since opening the 2007 national runner-up season with five straight wins, had defeated James Madison six straight times at Delaware Stadium and the Dukes hadn't won at Delaware Stadium since a 30-10 win in 1994. Delaware head coach K.C. Keeler was denied his 150th career college coaching victory.

Neither team could muster much offense in the first 30 minutes as the 34-yard field goal by Striefsky with 13:14 left in the half was the lone score and helped the Hens take a 3-0 lead into intermission. The teams combined for just 10 first downs and 116 total yards in the first half.

James Madison	.....0	0	13	7	-	20
Delaware	.....0	3	0	2	-	8

- Delaware** - FG Striefsky 34, 13:14 left (2nd Q)
- JMU** - Thorpe 12 run (Wright kick), 12:54 (3rd Q)
- Delaware** - FG Striefsky 21, 9:36 (3rd Q)
- JMU** - Newman 7 pass from Thorpe (Wright kick failed), 3:18 (3rd Q)
- JMU** - Sullivan 3 run (Wright kick), 9:57 (4th Q)
- Delaware** - Team Safety (punter ran out of end zone), :42 (4th Q)

JMU	TEAM STATISTICS	UD
13	First Downs	16
49-124	Rushes-Yards	29-9
11-15-1-262	Passing	19-42-2-215
386	Total Offense	224
5-40.6	Punts-Avg.	7-44.4
2-2	Fumbles-lost	0-0
5-45	Penalties-yards	3-30
30:57	Time of Possession	29:03

**INDIVIDUAL LEADERS: Rushing - JMU**, Jamal Sullivan, 19-44, Justin Thorpe, 11-42, Griff Yancey, 10-33, Jakarie Jackson, 1-12, Lee Reynolds, 2-9, Marcus Turner, 1-5, Team, 1-(-21); **Delaware**, Leon Jackson, 8-28, Jerry Butler, 6-11, Ed Wagner, 1-1, David Hayes, 1-1, Pat Devlin, 13-(-32); **Passing - JMU**, Thorpe, 11-15-1-262; **Delaware**, Devlin, 19-42-2-215; **Receiving - JMU**, Rockeed McCarter, 3-125, Mike Caussin, 3-71, Turner, 2-16, Scott Noble, 1-31, Bosco Williams, 1-12, Charlie Newman, 1-7; **Delaware**, Mark Duncan, 5-72, Phillip Thaxton, 5-68, Butler, 3-24, Tommy Crosby, 3-23, Nihja White, 2-32, Jackson, 1-(-4).

**#23 DELAWARE .....28**

**Hofstra .....24**

**November 7, 2009 • Delaware Stadium (18,433)**

**NEWARK, Del.** -- Jerry Butler highlighted Senior Day by scoring two touchdowns, including the game-winner early in the fourth quarter, and Benard Makumbi came up with a big stop on a fourth down play inside Delaware territory in the final minute as the No. 23 ranked Blue Hens got by Hofstra.

Playing their final regular season game of the season, the Blue Hens (6-3, 4-3 CAA) bounced back from last week's tough 20-8 loss to James Madison and kept their post-season hopes alive as they jumped out to a 21-7 lead, fell behind in the second half, and rallied to down the Pride (4-5, 2-4 CAA) for the third straight time. The win gave Delaware head coach K.C. Keeler his 150th career college coaching victory as he became only the 11th active NCAA Division I Football Championship Subdivision coach to reach the milestone.

Butler took over the running chores and led the Hens to the victory. He rushed 18 times for a season-high 83 yards and scored two touchdowns, the second with 11:48 left in the fourth quarter that proved to be the game-winner. The Hens came up with one of their biggest stops of the season in the final minute on Hofstra's final drive of the day. On a fourth and one play at the Delaware 20-yard line with just 42 seconds left in the game, Hofstra QB Cory Christopher rolled to his right but was met hard by Makumbi, who drove him back five yards for a loss to preserve the win.

Delaware, which clinched a .500 or better record for the 19th time in the last 23 years with the victory, overcame three turnovers and a sluggish second half to win for the fourth time in the last five outings.

Blue Hen QB Pat Devlin connected on 14 of 22 passes for 185 yards and two touchdowns and was intercepted once. Hofstra's Christopher hit on 16 of 24 passes for 157 yards and a touchdown while backup Steve Probst was 5 of 11 for 83 yards and a touchdown.

Hofstra outgained Delaware 351-305 and did not have a turnover during the game but committed 12 penalties for 90 yards.

Delaware jumped out to a quick 14-0 lead on a two-yard run by Butler and Devlin's 16-yard scoring pass to Tommy Crosby before Hofstra came back on a three-yard touchdown pass from Probst to Weaver early in the second quarter. The Hens went up 21-7 on Devlin's 10-yard pass to Duncan with 31 seconds left before Hofstra scored just before the half to narrow the margin to 21-14 as the Pride returned a short kickoff to the Delaware 37-yard line and scored three plays later on a one-yard drive by Everette Benjamin with three seconds left.

<b>Hofstra</b> .....	0	14	10	0	-	24
<b>Delaware</b> .....	14	7	0	7	-	28

- Delaware** - Butler 2 run (Striefsky kick), 8:18 left (1st Q)
- Delaware** - Crosby 16 pass from Devlin (Striefsky kick), 1:30 (1st Q)
- Hofstra** - Weaver 3 pass from Probst (Greco kick), 7:14 (2nd Q)
- Delaware** - Duncan 10 pass from Devlin (Striefsky kick), :31 (2nd Q)
- Hofstra** - Benjamin 1 run (Greco kick), :03 (2nd Q)
- Hofstra** - FG Greco 29, 12:09 (3rd Q)
- Hofstra** - Nelson 14 pass from Christopher (Greco kick), 4:55 (3rd Q)
- Delaware** - Butler 1 run (Striefsky kick), 11:48 (4th Q)

HOF	TEAM STATISTICS	UD
18 .....	<b>First Downs</b> .....	14
33-111 .....	<b>Rushes-Yards</b> .....	40-120
21-35-0-240 .....	<b>Passing</b> .....	14-22-1-185
351 .....	<b>Total Offense</b> .....	305
5-35.2 .....	<b>Punts-Avg.</b> .....	3-42.7
1-0 .....	<b>Fumbles-lost</b> .....	2-2
12-90 .....	<b>Penalties-yards</b> .....	4-29
33:51 .....	<b>Time of Possession</b> .....	26:09

**INDIVIDUAL LEADERS: Rushing** - Hofstra, Miguel Maysonet, 7-41, Steve Probst, 13-38, Kwabena Asante, 4-38, Everett Benjamin, 5-14, Cory Christopher, 4-(-20); Delaware, Jerry Butler, 18-83, Leon Jackson, 8-16, Pat Devlin, 9-9, Phillip Thaxton, 1-9, David Hayes, 3-4, Team, 1-(-1); **Passing, Hofstra**, Christopher, 16-24-0-157, Probst, 5-11-0-83; Delaware, Devlin, 14-22-1-185; **Receiving** - Hofstra, Aaron Weaver, 8-115, Benjamin, 3-40, Anthony Nelson, 3-32, Christian Dennis, 3-26, Jose Cruz, 2-18, Maysonet, 2-9; Delaware, Mark Duncan, 4-36, Butler, 3-26, Tommy Crosby, 2-23, Mark Mackey, 2-13, Thaxton, 1-72, Mark Schenauer, 1-10, Nihja White, 1-5.

## 2009 GAME BY GAME STATISTICS / GAME BY GAME STARTERS

GAME STATISTICS	1ST D	RUSH-YDS.	PASS YDS.	PASSES	TOT. YDS.	PUNT-AVG.	FUM-LST	PEN.-YDS	POSS.	3RD DWN.
<b>DELAWARE</b> (35) W .....	19	46-163	240	14-20-0	403	4-40.5	1-1	4-35	29:17	4-12
West Chester (0) .....	10	34-92	84	11-28-1	176	7-38.7	1-1	5-55	30:43	3-16
<b>DELAWARE</b> (15) L .....	15	31-87	167	15-31-1	254	6-38.3	1-0	1-15	25:26	4-14
#1 Richmond (16) .....	19	36-59	247	22-33-2	306	2-30.5	2-1	6-45	34:34	6-12
<b>DELAWARE</b> (27) L .....	21	33-116	227	19-29-1	343	6-39.3	0-0	4-40	25:31	3-11
Delaware State (17) .....	20	37-135	208	23-40-1	343	4-30.5	3-1	9-53	34:29	8-19
<b>DELAWARE</b> (20) L .....	18	18-(-2)	302	33-49-0	300	9-39.4	1-1	4-42	24:08	5-15
#5 William & Mary (30) .....	22	42-145	313	23-37-0	458	4-46.2	2-0	5-43	35:52	8-17
<b>Delaware</b> (27) W .....	25	49-183	329	21-31-0	512	3-37.0	3-1	4-37	32:08	6-14
Maine (17) .....	18	24-68	258	23-36-2	326	5-40.2	1-0	4-22	27:52	3-11
<b>Delaware</b> (43) W .....	23	38-127	284	19-26-1	411	1-39.0	2-1	6-60	32:50	6-11
#12 Massachusetts (27) .....	18	21-32	325	28-44-1	357	3-41.0	2-2	7-52	27:10	6-14
<b>#23 Delaware</b> (49) W .....	17	39-204	127	9-16-0	331	4-39.2	2-2	8-72	27:40	4-11
Towson (21) .....	15	40-231	91	9-26-2	322	5-35.6	2-0	8-80	32:20	2-13
<b>#16 Delaware</b> (8) L .....	16	29-9	215	19-42-2	224	7-44.4	0-0	3-30	29:03	4-17
James Madison (20) .....	13	49-124	262	11-15-1	386	5-40.6	2-2	5-45	30:57	3-13
<b>#23 Delaware</b> (28) W .....	14	40-120	185	14-22-1	305	3-42.7	2-2	4-29	26:09	9-16
Hofstra (24) .....	18	33-111	240	21-35-0	351	5-35.2	0-0	12-90	33:51	6-15

### GAME BY GAME STARTERS

OFFENSE	QB	RB	WR	WR	WR	TE	LT	LG	C	RG	RT
West Chester .....	Devlin	Hayes	Schenauer	Jones	Mackey	Baker	Allard	Nicholson	McDowell	Gradkowski	Uhl
Richmond .....	Devlin	Hayes	Schenauer	Jones	Mackey	Naugle	Allard	Nicholson	McDowell	Gradkowski	Uhl
Delaware State .....	Devlin	Hayes	Schenauer	Jones	Mackey	Naugle	Allard	Nicholson	McDowell	Gradkowski	Uhl
William & Mary .....	Devlin	Hayes	Schenauer	Jones	Mackey	Crosby (WR)	Allard	Nicholson	McDowell	Gradkowski	Uhl
Maine .....	Devlin	Hayes	Crosby	Mooney (TE)	Mackey	Naugle	Allard	Nicholson	McDowell	Gradkowski	Uhl
Massachusetts .....	Devlin	Hayes	Crosby	Duncan	Mackey	Naugle	C. Davis	Nicholson	McDowell	Gradkowski	Uhl
Towson .....	Devlin	Jackson	Crosby	Hayes	Mackey	Mooney	C. Davis	Nicholson	McDowell	Gradkowski	Uhl
James Madison .....	Devlin	Butler	Crosby	Duncan	Mackey	Mooney	Allard	Nicholson	McDowell	Gradkowski	Uhl
Hofstra .....	Devlin	Butler	Crosby	Duncan	Mackey	Mooney	Allard	Nicholson	McDowell	Gradkowski	Uhl
DEFENSE	LE	LT	RT	RE	LLB	MLB	RLB	LCB	FS	SS	RCB
West Chester .....	Morales	Haynes	Gilbeaux	Higginson	Worrilow	Makumbi	Harrison	Walters	Graves	Bratton	Grant
Richmond .....	Morales	Haynes	Gilbeaux	Higginson	Worrilow	Makumbi	Harrison	Walters	Graves	Bratton	Grant
Delaware State .....	Morales	Haynes	Hester	Higginson	Worrilow	Makumbi	Harrison	Walters	Graves	Bratton	Grant
William & Mary .....	Morales	Haynes	Gilbeaux	Higginson	Worrilow	Makumbi	Harrison	Walters	Graves	Bratton	Burley
Maine .....	Morales	Haynes	Gilbeaux	Higginson	Worrilow	Makumbi	Harrison	Walters	Graves	Bratton	Burley
Massachusetts .....	Morales	Haynes	Gilbeaux	Higginson	Worrilow	Makumbi	Harrison	Walters	Graves	Bratton	Burley
Towson .....	Morales	Haynes	Gilbeaux	Higginson	Worrilow	Makumbi	Harrison	Walters	Graves	Bratton	Burley
James Madison .....	Morales	Haynes	Gilbeaux	Higginson	Worrilow	Makumbi	Harrison	Walters	Graves	Bratton	Grant
Hofstra .....	Atunrase	Haynes	Gilbeaux	Higginson	Worrilow	Lugo	Harrison	Walters	Graves	Bratton	Grant

2009 University of Delaware Football  
 Delaware Overall Team Statistics (as of Nov 07, 2009)  
 All games

Team Statistics	DELAWARE	OPP
SCORING	252	172
Points Per Game	28.0	19.1
FIRST DOWNS	168	153
Rushing	65	52
Passing	89	85
Penalty	14	16
RUSHING YARDAGE	1007	997
Yards gained rushing	1223	1188
Yards lost rushing	216	191
Rushing Attempts	323	316
Average Per Rush	3.1	3.2
Average Per Game	111.9	110.8
TDs Rushing	15	10
PASSING YARDAGE	2076	2028
Comp-Att-Int	163-266-6	171-294-10
Average Per Pass	7.8	6.9
Average Per Catch	12.7	11.9
Average Per Game	230.7	225.3
TDs Passing	15	11
TOTAL OFFENSE	3083	3025
Total Plays	589	610
Average Per Play	5.2	5.0
Average Per Game	342.6	336.1
KICK RETURNS: #-Yards	33-717	45-951
PUNT RETURNS: #-Yards	11-48	21-108
INT RETURNS: #-Yards	10-201	6-152
KICK RETURN AVERAGE	21.7	21.1
PUNT RETURN AVERAGE	4.4	5.1
INT RETURN AVERAGE	20.1	25.3
FUMBLES-LOST	12-8	16-7
PENALTIES-Yards	38-360	61-485
Average Per Game	40.0	53.9
PUNTS-Yards	43-1729	40-1520
Average Per Punt	40.2	38.0
Net punt average	35.8	33.3
TIME OF POSSESSION/Game	28:01	31:59
3RD-DOWN Conversions	45/121	45/130
3rd-Down Pct	37%	35%
4TH-DOWN Conversions	10/18	9/24
4th-Down Pct	56%	38%
SACKS BY-Yards	15-90	22-148
MISC YARDS	19	0
TOUCHDOWNS SCORED	33	22
FIELD GOALS-ATTEMPTS	7-8	7-14
ON-SIDE KICKS	0-2	0-2
RED-ZONE SCORES	27-35 77%	21-26 81%
RED-ZONE TOUCHDOWNS	20-35 57%	16-26 62%
PAT-ATTEMPTS	29-32 91%	19-20 95%
ATTENDANCE	124497	22599
Games/Avg Per Game	6/20750	3/7533
Neutral Site Games		0/0

Score by Quarters	1st	2nd	3rd	4th	oT	Total
Delaware	67	72	66	47	0	252
Opponents	27	31	35	79	0	172

2009 University of Delaware Football  
 Delaware Overall Individual Statistics (as of Nov 07, 2009)  
 All games

Rushing	gp	att	gain	loss	net	avg	td	lg	avg/g
David Hayes	9	83	334	11	323	3.9	2	25	35.9
Leon Jackson	8	99	325	9	316	3.2	6	14	39.5
Jerry Butler	9	43	206	11	195	4.5	2	50	21.7
Pat Devlin	9	70	259	144	115	1.6	4	18	12.8
Phillip Thaxton	9	15	74	4	70	4.7	1	29	7.8
Tim Donnelly	1	3	24	0	24	8.0	0	13	24.0
Ed Wagner	9	1	1	0	1	1.0	0	1	0.1
Sean Hakes	1	1	0	8	-8	-8.0	0	0	-8.0
TEAM	7	8	0	29	-29	-3.6	0	0	-4.1
Total	9	323	1223	216	1007	3.1	15	50	111.9
Opponents	9	316	1188	191	997	3.2	10	71	110.8

Passing	gp	effic	comp-att-int	pct	yds	td	lg	avg/g
Pat Devlin	9	143.00	161-260-6	61.9	2063	15	79	229.2
Sean Hakes	1	61.84	2-5-0	40.0	13	0	7	13.0
Tim Donnelly	1	0.00	0-1-0	0.0	0	0	0	0.0
Total	9	140.93	163-266-6	61.3	2076	15	79	230.7
Opponents	9	121.65	171-294-10	58.2	2028	11	91	225.3

Receiving	gp	no.	yds	avg	td	lg	avg/g
Mark Duncan	7	32	507	15.8	6	79	72.4
Mark Mackey	9	30	322	10.7	1	52	35.8
Tommy Crosby	9	21	259	12.3	2	38	28.8
Rob Jones	6	16	180	11.2	2	28	30.0
Mark Schenauer	5	12	178	14.8	0	56	35.6
Phillip Thaxton	9	11	218	19.8	1	72	24.2
Nihja White	8	11	150	13.6	1	39	18.8
David Hayes	9	10	81	8.1	0	18	9.0
Colin Naugle	6	6	73	12.2	0	23	12.2
Jerry Butler	9	6	50	8.3	0	17	5.6
Josh Baker	1	3	33	11.0	1	19	33.0
Leon Jackson	8	3	11	3.7	0	8	1.4
Jeff Javier	6	1	10	10.0	0	10	1.7
Trevor Mooney	9	1	4	4.0	1	4	0.4
Total	9	163	2076	12.7	15	79	230.7
Opponents	9	171	2028	11.9	11	91	225.3

Punt Returns	no.	yds	avg	td	lg
Rob Jones	5	18	3.6	0	9
Marcus Burley	5	35	7.0	0	20
Phillip Thaxton	1	-5	-5.0	0	0
Total	11	48	4.4	0	20
Opponents	21	108	5.1	0	20

Interceptions	no.	yds	avg	td	lg
Charles Graves	4	131	32.8	1	90
Anthony Bratton	4	37	9.2	0	37
Ricky Tunstall	1	0	0.0	0	0
Anthony Walters	1	33	33.0	0	33
Total	10	201	20.1	1	90
Opponents	6	152	25.3	1	71

Kick Returns	no.	yds	avg	td	lg
Jerry Butler	28	684	24.4	1	89
Marcus Burley	2	26	13.0	0	22
Ricky Tunstall	1	-3	-3.0	0	0
Rob Jones	1	-3	-3.0	0	0
Tyrone Grant	1	13	13.0	0	13
Total	33	717	21.7	1	89
Opponents	45	951	21.1	0	43

Fumble Returns	no.	yds	avg	td	lg
Eddie Lugo	1	31	31.0	0	31
Charles Graves	1	43	43.0	0	43
Marcus Burley	1	42	42.0	1	42
Michael Atunrase	1	16	16.0	0	16
Total	4	132	33.0	1	43
Opponents	0	0	0.0	0	0

2009 University of Delaware Football  
 Delaware Overall Individual Statistics (as of Nov 07, 2009)  
 All games

Scoring	td	fg	PAT				dpx	saf	pts
			kick	rush	rcv	pass			
Jon Striefsky	-	7-8	29-32	-	-	-	-	-	50
Leon Jackson	6	-	-	-	-	-	-	-	36
Mark Duncan	6	-	-	-	-	-	-	-	36
Pat Devlin	4	-	-	-	-	0-1	-	-	24
Jerry Butler	3	-	-	-	-	-	-	-	18
Phillip Thaxton	2	-	-	-	-	-	-	-	12
Tommy Crosby	2	-	-	-	-	-	-	-	12
Rob Jones	2	-	-	-	-	-	-	-	12
David Hayes	2	-	-	-	-	-	-	-	12
Nihja White	1	-	-	-	-	-	-	-	6
Charles Graves	1	-	-	-	-	-	-	-	6
Trevor Mooney	1	-	-	-	-	-	-	-	6
Marcus Burley	1	-	-	-	-	-	-	-	6
Mark Mackey	1	-	-	-	-	-	-	-	6
Josh Baker	1	-	-	-	-	-	-	-	6
TEAM	-	-	-	-	-	-	-	2	4
Total	33	7-8	29-32	-	-	0-1	-	2	252
Opponents	22	7-14	19-20	0-1	-	0-1	-	-	172

Total Offense	g	plays	rush	pass	total	avg/g
Pat Devlin	9	330	115	2063	2178	242.0
David Hayes	9	83	323	0	323	35.9
Leon Jackson	8	99	316	0	316	39.5
Jerry Butler	9	43	195	0	195	21.7
Phillip Thaxton	9	15	70	0	70	7.8
Tim Donnelly	1	4	24	0	24	24.0
Sean Hakes	1	6	-8	13	5	5.0
Ed Wagner	9	1	1	0	1	0.1
TEAM	7	8	-29	0	-29	-4.1
Total	9	589	1007	2076	3083	342.6
Opponents	9	610	997	2028	3025	336.1

Field Goals	fg	pct.	01-19	20-29	30-39	40-49	50-99	lg	blk
Jon Striefsky	7-8	87.5	0-0	4-5	3-3	0-0	0-0	34	1

FG Sequence	Delaware	Opponents
West Chester	-	32
Richmond	(33),(28),23	(23)
Delaware State	-	(42),44,35
William and Mary	-	37,(29)
Maine	-	31,(35)
UMASS	(22),(24),(23)	(51),52,(37)
Towson	-	-
James Madison	(34),(31)	-
Hofstra	-	49,(29)

Punting	no.	yds	avg	lg	tb	fc	i20	50+	blk
Ed Wagner	43	1729	40.2	73	4	5	12	5	0
Total	43	1729	40.2	73	4	5	12	5	0
Opponents	40	1520	38.0	59	7	5	8	3	0

Kickoffs	no.	yds	avg	tb	ob	retn	net	ydln
Jon Striefsky	37	2191	59.2	0	1			
Ed Wagner	8	418	52.2	1	0			
Jason Bilotti	1	56	56.0	0	0			
Total	46	2665	57.9	1	1	21.1	36.8	33
Opponents	38	2162	56.9	3	1	21.7	36.4	33

Numbers in (parentheses) indicate field goal was made.

2009 University of Delaware Football  
 Delaware Overall Individual Statistics (as of Nov 07, 2009)  
 All games

All Purpose	g	rush	rcv	pr	kr	ir	total	avg/g
Jerry Butler	9	195	50	0	684	0	929	103.2
Mark Duncan	7	0	507	0	0	0	507	72.4
David Hayes	9	323	81	0	0	0	404	44.9
Leon Jackson	8	316	11	0	0	0	327	40.9
Mark Mackey	9	0	322	0	0	0	322	35.8
Phillip Thaxton	9	70	218	-5	0	0	283	31.4
Tommy Crosby	9	0	259	0	0	0	259	28.8
Rob Jones	6	0	180	18	-3	0	195	32.5
Mark Schenauer	5	0	178	0	0	0	178	35.6
Nihja White	8	0	150	0	0	0	150	18.8
Charles Graves	9	0	0	0	0	131	131	14.6
Pat Devlin	9	115	0	0	0	0	115	12.8
Colin Naugle	6	0	73	0	0	0	73	12.2
Marcus Burley	9	0	0	35	26	0	61	6.8
Anthony Bratton	9	0	0	0	0	37	37	4.1
Josh Baker	1	0	33	0	0	0	33	33.0
Anthony Walters	9	0	0	0	0	33	33	3.7
Tim Donnelly	1	24	0	0	0	0	24	24.0
Tyrone Grant	6	0	0	0	13	0	13	2.2
Jeff Javier	6	0	10	0	0	0	10	1.7
Trevor Mooney	9	0	4	0	0	0	4	0.4
Ed Wagner	9	1	0	0	0	0	1	0.1
Ricky Tunstall	9	0	0	0	-3	0	-3	-0.3
Sean Hakes	1	-8	0	0	0	0	-8	-8.0
TEAM	7	-29	0	0	0	0	-29	-4.1
Total	9	1007	2076	48	717	201	4049	449.9
Opponents	9	997	2028	108	951	152	4236	470.7

2009 University of Delaware Football  
Delaware Overall Defensive Statistics (as of Nov 07, 2009)  
All games

##	Defensive Leaders	gp	Tackles				tfl/yds	Sacks no-yds	Pass defense			Fumbles		blkd	
			ua	a	tot				int-yds	brup	qbh	rcv-yds	ff	kick	saf
42	Benard Makumbi	9	31	25	56	2.0-6	.	.	1	1	.	.	.	.	
9	Anthony Walters	9	37	13	50	1.5-9	.	1-33	10	.	1-0	2	.	.	
30	Charles Graves	9	33	17	50	2.5-7	1.0-5	4-131	3	.	1-43	.	.	.	
4	Anthony Bratton	9	32	17	49	2.5-3	.	4-37	2	.	.	1	.	.	
58	Paul WorriLOW	9	30	19	49	4.0-8	.	.	1	1	2-0	.	.	.	
15	Marcus Burley	9	36	11	47	0.5-1	.	.	1	.	1-42	1	.	.	
40	Andrew Harrison	9	23	21	44	6.0-12	.	.	1	.	.	.	1	.	
96	Brandon Gilbeaux	9	17	24	41	7.0-35	5.5-31	.	1	2	.	.	1	.	
53	John Higginson	9	13	17	30	6.0-27	4.0-23	.	.	1	.	1	1	.	
91	Siddiq Haynes	9	7	18	25	1.0-3	.	.	1	.	.	1	.	.	
98	Chris Morales	8	16	7	23	5.0-29	3.0-24	.	.	.	.	1	.	.	
94	Michael Atunrase	9	8	15	23	1.5-7	1.5-7	.	.	.	1-16	1	.	.	
26	Kasseim Everett	9	15	5	20	.	.	.	1	.	.	.	.	.	
1	Tyrone Grant	6	12	8	20	0.5-1	.	.	.	.	.	.	.	.	
45	Eddie Lugo	9	7	7	14	.	.	.	.	.	1-31	.	.	.	
20	Jay Pena	8	5	6	11	.	.	.	.	.	.	.	.	.	
52	Brian Void	7	2	8	10	.	.	.	.	.	.	.	.	.	
93	Demitrius Hester	6	3	7	10	.	.	.	.	.	.	.	.	.	
38	Ricky Tunstall	9	3	4	7	.	.	1-0	.	.	.	.	.	.	
21	Mark Duncan	7	1	5	6	.	.	.	.	.	.	.	.	.	
47	Jon Striefsky	9	4	2	6	.	.	.	.	.	.	.	.	.	
46	Cazavious Ray	8	3	3	6	.	.	.	.	.	.	.	.	.	
92	Irvin Titre	8	2	4	6	.	.	.	.	.	.	.	.	.	
90	Carl Batson	8	1	5	6	.	.	.	.	.	.	.	.	.	
23	Cody Bristow	9	3	2	5	.	.	.	.	.	.	.	.	.	
37	Tim Breaker	7	1	3	4	.	.	.	1	.	.	.	.	.	
68	Corey Olsen	1	1	1	2	1.0-1	.	.	.	.	.	1	.	.	
44	Zack Reed	9	1	1	2	.	.	.	.	.	.	.	.	.	
99	Justin Johnson	7	.	2	2	.	.	.	.	.	.	.	.	.	
22	Leon Jackson	8	1	1	2	.	.	.	.	.	.	.	.	.	
35	Colin Naugle	6	1	1	2	.	.	.	.	.	.	.	.	.	
56	Gino Gradkowski	9	.	1	1	.	.	.	.	.	.	.	.	.	
12	Bobby Russo	7	1	.	1	.	.	.	.	.	.	.	.	.	
84	Trevor Mooney	9	1	.	1	.	.	.	.	.	.	.	.	.	
5	Rob Jones	6	1	.	1	.	.	.	.	.	.	.	.	.	
81	Tommy Crosby	9	1	.	1	.	.	.	.	.	.	.	.	.	
11	Matt Marcocelle	3	1	.	1	1.0-2	.	.	.	.	.	.	.	.	
TM	TEAM	7	.	.	.	.	.	.	.	.	.	.	.	2	
7	Sean Scanlon	2	.	.	.	.	.	.	1	.	.	.	.	.	
Total		9	354	280	634	42-151	15-90	10-201	24	5	7-132	9	3	2	
Opponents		9	354	246	600	47-195	22-148	6-152	34	4	8-0	10	2	.	

2009 University of Delaware Football  
 Delaware Combined Team Statistics (as of Nov 07, 2009)  
 All games

Date	Opponent	Score	Att.
Sep 04, 2009	WEST CHESTER	W 35-0	22006
* Sep 12, 2009	#1 RICHMOND	L 15-16	20800
Sep 19, 2009	DELAWARE STATE	W 27-17	20585
* Sep 26, 2009	at #5 William and Mary	L 20-30	12259
* Oct 03, 2009	at Maine	W 27-17	4314
* Oct 10, 2009	#12 UMASS	W 43-27	22034
* Oct 17, 2009	at Towson	W 49-21	6026
* Oct 31, 2009	JAMES MADISON	L 8-20	20639
* Nov 07, 2009	HOFSTRA	W 28-24	18433

Record:	Overall	Home	Away	Neutral
All games	6-3	4-2	2-1	0-0
Conference	4-3	2-2	2-1	0-0
Non-Conference	2-0	2-0	0-0	0-0

Team Statistics	DELAWARE	OPP
FIRST DOWNS	168	153
Rushing	65	52
Passing	89	85
Penalty	14	16
RUSHING YARDAGE	1007	997
Rushing Attempts	323	316
Average Per Rush	3.1	3.2
Average Per Game	111.9	110.8
TDs Rushing	15	10
PASSING YARDAGE	2076	2028
Comp-Att-Int	163-266-6	171-294-10
Average Per Pass	7.8	6.9
Average Per Catch	12.7	11.9
Average Per Game	230.7	225.3
TDs Passing	15	11
TOTAL OFFENSE	3083	3025
Average Per Play	5.2	5.0
Average Per Game	342.6	336.1
KICK RETURNS: #-Yards	33-717	45-951
PUNT RETURNS: #-Yards	11-48	21-108
INT RETURNS: #-Yards	10-201	6-152
FUMBLES-LOST	12-8	16-7
PENALTIES-Yards	38-360	61-485
PUNTS-AVG	43-40.2	40-38.0
TIME OF POSSESSION/Game	28:01	31:59
3RD-DOWN Conversions	45/121	45/130
4TH-DOWN Conversions	10/18	9/24

Rushing	gp	att	gain	loss	net	avg	td	lg	avg/g
David Hayes	9	83	334	11	323	3.9	2	25	35.9
Leon Jackson	8	99	325	9	316	3.2	6	14	39.5
Jerry Butler	9	43	206	11	195	4.5	2	50	21.7
Pat Devlin	9	70	259	144	115	1.6	4	18	12.8
Phillip Thaxton	9	15	74	4	70	4.7	1	29	7.8
Tim Donnelly	1	3	24	0	24	8.0	0	13	24.0
Ed Wagner	9	1	1	0	1	1.0	0	1	0.1
Sean Hakes	1	1	0	8	-8	-8.0	0	0	-8.0
TEAM	7	8	0	29	-29	-3.6	0	0	-4.1
Total	9	323	1223	216	1007	3.1	15	50	111.9
Opponents	9	316	1188	191	997	3.2	10	71	110.8

Passing	gp	effic	comp-att-int	pct	yds	td	lg	avg/g
Pat Devlin	9	143.00	161-260-6	61.9	2063	15	79	229.2
Sean Hakes	1	61.84	2-5-0	40.0	13	0	7	13.0
Tim Donnelly	1	0.00	0-1-0	0.0	0	0	0	0.0
Total	9	140.93	163-266-6	61.3	2076	15	79	230.7
Opponents	9	121.65	171-294-10	58.2	2028	11	91	225.3

Receiving	gp	no.	yds	avg	td	lg	avg/g
Mark Duncan	7	32	507	15.8	6	79	72.4
Mark Mackey	9	30	322	10.7	1	52	35.8
Tommy Crosby	9	21	259	12.3	2	38	28.8
Rob Jones	6	16	180	11.2	2	28	30.0
Mark Schenauer	5	12	178	14.8	0	56	35.6
Phillip Thaxton	9	11	218	19.8	1	72	24.2
Nihja White	8	11	150	13.6	1	39	18.8
David Hayes	9	10	81	8.1	0	18	9.0
Colin Naugle	6	6	73	12.2	0	23	12.2
Jerry Butler	9	6	50	8.3	0	17	5.6
Josh Baker	1	3	33	11.0	1	19	33.0
Leon Jackson	8	3	11	3.7	0	8	1.4
Jeff Javier	6	1	10	10.0	0	10	1.7
Trevor Mooney	9	1	4	4.0	1	4	0.4
Total	9	163	2076	12.7	15	79	230.7
Opponents	9	171	2028	11.9	11	91	225.3

Interceptions	no.	yds	avg	td	lg
Anthony Bratton	4	37	9.2	0	37
Charles Graves	4	131	32.8	1	90
Ricky Tunstall	1	0	0.0	0	0
Anthony Walters	1	33	33.0	0	33

Punting	no.	yds	avg	lg	tb	fc	i20	50+	blk
Ed Wagner	43	1729	40.2	73	4	5	12	5	0

Punt Returns	no.	yds	avg	td	lg
Marcus Burley	5	35	7.0	0	20
Rob Jones	5	18	3.6	0	9
Phillip Thaxton	1	-5	-5.0	0	0
Total	11	48	4.4	0	20
Opponents	21	108	5.1	0	20

Field Goals	fg	pct.	01-19	20-29	30-39	40-49	50-99	lg	blk
Jon Striefsky	7-8	87.5	0-0	4-5	3-3	0-0	0-0	34	1

Kick Returns	no.	yds	avg	td	lg
Jerry Butler	28	684	24.4	1	89
Marcus Burley	2	26	13.0	0	22
Tyrone Grant	1	13	13.0	0	13
Rob Jones	1	-3	-3.0	0	0
Ricky Tunstall	1	-3	-3.0	0	0
Total	33	717	21.7	1	89
Opponents	45	951	21.1	0	43

Scoring	td	fg	PAT				dxp	saf	pts
			kick	rush	rcv	pass			
Jon Striefsky	-	7-8	29-32	-	-	-	-	50	
Leon Jackson	6	-	-	-	-	-	-	36	
Mark Duncan	6	-	-	-	-	-	-	36	
Pat Devlin	4	-	-	-	0-1	-	-	24	
Jerry Butler	3	-	-	-	-	-	-	18	
Tommy Crosby	2	-	-	-	-	-	-	12	
Phillip Thaxton	2	-	-	-	-	-	-	12	
Rob Jones	2	-	-	-	-	-	-	12	
David Hayes	2	-	-	-	-	-	-	12	
Trevor Mooney	1	-	-	-	-	-	-	6	
Marcus Burley	1	-	-	-	-	-	-	6	
Mark Mackey	1	-	-	-	-	-	-	6	
Nihja White	1	-	-	-	-	-	-	6	
Josh Baker	1	-	-	-	-	-	-	6	
Charles Graves	1	-	-	-	-	-	-	6	
TEAM	-	-	-	-	-	-	2	4	
Total	33	7-8	29-32	-	0-1	-	2	252	
Opponents	22	7-14	19-20	0-1	0-1	-	-	172	

All Purpose	g	rush	rcv	pr	kr	ir	total	avg/g
Jerry Butler	9	195	50	0	684	0	929	103.2
Mark Duncan	7	0	507	0	0	0	507	72.4
David Hayes	9	323	81	0	0	0	404	44.9
Leon Jackson	8	316	11	0	0	0	327	40.9
Mark Mackey	9	0	322	0	0	0	322	35.8
Total	9	1007	2076	48	717	201	4049	449.9
Opponents	9	997	2028	108	951	152	4236	470.7

Total Offense	g	plays	rush	pass	total	avg/g
Pat Devlin	9	330	115	2063	2178	242.0
David Hayes	9	83	323	0	323	35.9
Leon Jackson	8	99	316	0	316	39.5
Jerry Butler	9	43	195	0	195	21.7
Phillip Thaxton	9	15	70	0	70	7.8
Total	9	589	1007	2076	3083	342.6
Opponents	9	610	997	2028	3025	336.1

#	Defensive Leaders	no	yds	blk	tackles	tot	fumbles	sacks	pass defense	int yds	blkd	kick	saf

2009 University of Delaware Football  
 Delaware Game Results (as of Nov 07, 2009)  
 All games

Date	Opponent		Score	Overall	Conference	Time	Attend
Sep 04, 2009	WEST CHESTER	W	35-0	1-0	0-0	2:53	22006
* Sep 12, 2009	#1 RICHMOND	L	15-16	1-1	0-1	3:01	20800
Sep 19, 2009	DELAWARE STATE	W	27-17	2-1	0-1	3:08	20585
* Sep 26, 2009	at #5 William and Mary	L	20-30	2-2	0-2	2:52	12259
* Oct 03, 2009	at Maine	W	27-17	3-2	1-2	3:18	4314
* Oct 10, 2009	#12 UMASS	W	43-27	4-2	2-2	2:51	22034
* Oct 17, 2009	at Towson	W	49-21	5-2	3-2	2:49	6026
* Oct 31, 2009	JAMES MADISON	L	8-20	5-3	3-3	2:50	20639
* Nov 07, 2009	HOFSTRA	W	28-24	6-3	4-3	2:48	18433

2009 University of Delaware Football  
 Delaware Team Game-by-Game (as of Nov 07, 2009)  
 All games

TEAM STATISTICS

Date	Opponent	Rushing				Receiving				Passing				Kick Returns				Punt Returns				tot off		
		no.	yds	td	lg	no.	yds	td	lg	cmp	att	int	yds	td	lg	no.	yds	td	lg	no.	yds		td	lg
Sep 04	WEST CHESTER	46	163	3	29	14	240	2	56	14	20	0	240	2	56	1	13	0	13	1	9	0	9	403
Sep 12	RICHMOND	31	87	1	19	15	167	0	33	15	31	1	167	0	33	5	82	0	29	0	0	0	0	254
Sep 19	DELAWARE STATE	33	116	3	12	19	227	1	38	19	29	1	227	1	38	2	78	0	56	2	0	0	0	343
Sep 26	at William and Mary	18	-2	0	9	33	302	3	30	33	49	0	302	3	30	5	102	0	25	1	9	0	9	300
Oct 03	at Maine	49	183	3	25	21	329	1	79	21	31	0	329	1	79	4	66	0	35	2	-5	0	0	512
Oct 10	UMASS	38	127	0	14	19	284	4	39	19	26	1	284	4	39	4	88	0	24	1	12	0	12	411
Oct 17	at Towson	39	204	3	22	9	127	2	43	9	16	0	127	2	43	4	156	1	89	2	1	0	1	331
Oct 31	JAMES MADISON	29	9	0	12	19	215	0	26	19	42	2	215	0	26	4	69	0	25	2	22	0	20	224
Nov 07	HOFSTRA	40	120	2	50	14	185	2	72	14	22	1	185	2	72	4	63	0	28	0	0	0	0	305
Opponents		323	1007	15	50	163	2076	15	79	163	266	6	2076	15	79	33	717	1	89	11	48	0	20	3083
Opponents		316	997	10	71	171	2028	11	91	171	294	10	2028	11	91	45	951	0	43	21	108	0	20	3025

Games played: 9  
 Avg per rush: 3.1  
 Avg per catch: 12.7  
 Pass efficiency: 140.93  
 Kick ret avg: 21.7  
 Punt ret avg: 4.4  
 All purpose avg/game: 449.9  
 Total offense avg/gm: 342.6

Date	Opponent	Tackles				Sacks no-yds	Fumble		Pass Defense			Blkd kick	PAT Attempts				saf	pts			
		ua	a	total	tfl-yds		ff	fr-yds	int-yds	qbh	brup		kick	rush	rcv						
Sep 04	WEST CHESTER	40	24	64	5.0-17	3.0-10	1	1-31	1	33	0	2	1	5	5	0	0	0	0	0	35
Sep 12	RICHMOND	47	22	69	5.0-10	0.0-0	1	1-0	2	33	0	3	0	1	1	0	0	0	1	15	
Sep 19	DELAWARE STATE	51	30	81	9.0-39	3.0-19	2	1-16	1	0	0	3	1	3	4	0	0	0	0	27	
Sep 26	at William and Mary	46	34	80	1.0-1	0.0-0	1	0-0	0	0	0	3	0	2	2	0	0	0	0	20	
Oct 03	at Maine	25	44	69	1.0-5	1.0-5	0	0-0	2	0	0	4	0	3	4	0	0	0	0	27	
Oct 10	UMASS	40	14	54	3.0-13	1.0-11	1	2-42	1	8	0	2	0	4	5	0	0	0	0	43	
Oct 17	at Towson	28	50	78	8.0-30	4.0-24	1	0-0	2	127	1	6	0	7	7	0	0	0	0	49	
Oct 31	JAMES MADISON	47	20	67	4.0-7	0.0-0	1	2-43	1	0	0	0	0	0	0	0	0	0	1	8	
Nov 07	HOFSTRA	30	42	72	6.0-29	3.0-21	1	0-0	0	0	0	1	1	4	4	0	0	0	0	28	
Opponents		354	280	634	42.0-151	15.0-90	9	7-132	10	201	5	24	3	29	32	0	0	0	2	252	
Opponents		354	246	600	47.0-195	22.0-148	10	8-0	6	152	4	34	2	19	20	0	0	0	0	172	

Date	Opponent	Punting								Field Goals			Kickoffs						
		no.	yds	avg	long	blkd	tb	fc	50+	i20	md-att	long	blkd	no.	yds	avg	tb	ob	
Sep 04	WEST CHESTER	4	162	40.5	41	0	1	0	0	0	0	0	0	6	348	58.0	0	0	
Sep 12	RICHMOND	6	230	38.3	48	0	2	0	0	2	2	33	1	4	232	58.0	0	0	
Sep 19	DELAWARE STATE	6	236	39.3	50	0	1	0	1	0	0	0	0	5	293	58.6	0	0	
Sep 26	at William and Mary	9	355	39.4	51	0	0	2	1	4	0	0	0	2	108	54.0	0	0	
Oct 03	at Maine	3	111	37.0	43	0	0	1	0	0	0	0	0	5	292	58.4	0	0	
Oct 10	UMASS	1	39	39.0	39	0	0	1	0	1	3	24	0	9	529	58.8	1	0	
Oct 17	at Towson	4	157	39.2	47	0	0	0	0	2	0	0	0	7	381	54.4	0	0	
Oct 31	JAMES MADISON	7	311	44.4	73	0	0	1	2	2	2	34	0	3	188	62.7	0	0	
Nov 07	HOFSTRA	3	128	42.7	50	0	0	0	1	1	0	0	0	5	294	58.8	0	1	
Opponents		43	1729	40.2	73	0	4	5	5	12	7	8	34	1	46	2665	57.9	1	1
Opponents		40	1520	38.0	59	0	7	5	3	8	7	14	51	3	38	2162	56.9	3	1

2009 University of Delaware Football  
 Delaware Opponent Game-by-Game (as of Nov 07, 2009)  
 All games

OPPONENT STATISTICS

Date	Opponent	Rushing				Receiving				Passing				Kick Returns				Punt Returns				tot off
		no.	yds	td	lg	no.	yds	td	lg	cmp-att-int	yds	td	lg	no.	yds	td	lg	no.	yds	td	lg	
Sep 04	WEST CHESTER	34	92	0	11	11	84	0	12	11-28-1	84	0	12	6	143	0	39	3	23	0	20	176
Sep 12	RICHMOND	36	59	1	11	22	247	1	25	22-33-2	247	1	25	4	82	0	23	3	13	0	6	306
Sep 19	DELAWARE STATE	37	135	1	31	23	208	0	23	23-40-1	208	0	23	5	98	0	25	3	20	0	10	343
Sep 26	at William and Mary	42	145	2	18	23	313	2	91	23-37-0	313	2	91	3	40	0	16	4	24	0	12	458
Oct 03	at Maine	24	68	0	14	23	258	2	45	23-36-2	258	2	45	5	95	0	30	2	12	0	7	326
Oct 10	UMASS	21	32	0	7	28	325	3	52	28-44-1	325	3	52	8	162	0	30	0	0	0	0	357
Oct 17	at Towson	40	231	3	71	9	91	0	37	9-26-2	91	0	37	7	136	0	29	1	-4	0	0	322
Oct 31	JAMES MADISON	49	124	2	12	11	262	1	53	11-15-1	262	1	53	3	89	0	43	3	11	0	12	386
Nov 07	HOFSTRA	33	111	1	24	21	240	2	51	21-35-0	240	2	51	4	106	0	32	2	9	0	8	351
Delaware		316	997	10	71	171	2028	11	91	171-294-10	2028	11	91	45	951	0	43	21	108	0	20	3025
Delaware		323	1007	15	50	163	2076	15	79	163-266-6	2076	15	79	33	717	1	89	11	48	0	20	3083

Games played: 9  
 Avg per rush: 3.2  
 Avg per catch: 11.9  
 Pass efficiency: 121.65  
 Kick ret avg: 21.1  
 Punt ret avg: 5.1  
 All purpose avg/game: 470.7  
 Total offense avg/gm: 336.1

Date	Opponent	Tackles				Sacks no-yds	Fumble		Pass Defense			Blkd kick	PAT Attempts				pts				
		ua	a	total	tfl-yds		ff	fr-yds	int-yds	qbh	brup		kick	rush	rcv	saf					
Sep 04	WEST CHESTER	47	16	63	4.0-12	1.0-8	1	1-0	0-0	0	2	0	0-0	0	0	0	0	0	0	0	0
Sep 12	RICHMOND	40	16	56	2.0-20	2.0-20	1	0-0	1-33	0	5	1	1-1	0	0	0	0	0	0	0	16
Sep 19	DELAWARE STATE	41	18	59	2.0-12	2.0-12	0	0-0	1-71	0	1	0	2-2	0	0	0	0	0	0	0	17
Sep 26	at William and Mary	38	28	66	12.0-46	5.0-28	1	1-0	0-0	4	5	0	3-3	0	0	0	0	0	0	0	30
Oct 03	at Maine	36	58	94	3.0-11	1.0-9	1	1-0	0-0	0	1	0	2-2	0	0	0	0	0	0	0	17
Oct 10	UMASS	49	14	63	6.0-12	1.0-3	2	1-0	1-0	0	3	1	3-3	0	0	0	0	0	0	0	27
Oct 17	at Towson	24	44	68	2.0-4	0.0-0	2	2-0	0-0	0	4	0	3-3	0	0	0	0	0	0	0	21
Oct 31	JAMES MADISON	48	8	56	8.0-55	8.0-55	0	0-0	2-22	0	10	0	2-3	0	0	0	0	0	0	0	20
Nov 07	HOFSTRA	31	44	75	8.0-23	2.0-13	2	2-0	1-26	0	3	0	3-3	0	0	0	0	0	0	0	24
Delaware		354	246	600	47.0-195	22.0-148	10	8-0	6-152	4	34	2	19-20	0	0	0	0	0	0	0	172
Delaware		354	280	634	42.0-151	15.0-90	9	7-132	10-201	5	24	3	29-32	0	0	0	0	0	0	2	252

Date	Opponent	Punting								Field Goals			Kickoffs					
		no.	yds	avg	long	blkd	tb	fc	50+	i20	md-att	long	blkd	no.	yds	avg	tb	ob
Sep 04	WEST CHESTER	7	271	38.7	49	0	1	0	0	2	0-1	0	1	1	46	46.0	0	0
Sep 12	RICHMOND	2	61	30.5	43	0	0	1	0	1	1-1	23	0	5	296	59.2	0	0
Sep 19	DELAWARE STATE	4	122	30.5	49	0	0	0	0	1	1-3	42	1	4	235	58.8	1	1
Sep 26	at William and Mary	4	185	46.2	58	0	3	0	1	0	1-2	29	0	6	380	63.3	1	0
Oct 03	at Maine	5	201	40.2	59	0	0	1	1	1	1-2	35	0	4	230	57.5	0	0
Oct 10	UMASS	3	123	41.0	47	0	1	0	0	1	2-3	51	0	4	235	58.8	0	0
Oct 17	at Towson	5	178	35.6	44	0	1	1	0	0	0-0	0	0	4	228	57.0	0	0
Oct 31	JAMES MADISON	5	203	40.6	52	0	1	0	1	0	0-0	0	0	5	283	56.6	1	0
Nov 07	HOFSTRA	5	176	35.2	46	0	0	2	0	2	1-2	29	1	5	229	45.8	0	0
Delaware		40	1520	38.0	59	0	7	5	3	8	7-14	51	3	38	2162	56.9	3	1
Delaware		43	1729	40.2	73	0	4	5	5	12	7-8	34	1	46	2665	57.9	1	1

2009 University of Delaware Football  
 Delaware Game Superlatives (as of Nov 07, 2009)  
 All games

INDIVIDUAL GAME HIGHS

Rushes	23	Leon Jackson at Maine (Oct 03, 2009)
Yards Rushing	106	David Hayes at Maine (Oct 03, 2009)
TD Rushes	3	Leon Jackson at Towson (Oct 17, 2009)
Long Rush	50	Jerry Butler vs Hofstra (Nov 07, 2009)
Pass attempts	49	Pat Devlin at William and Mary (Sep 26, 2009)
Pass completions	33	Pat Devlin at William and Mary (Sep 26, 2009)
Yards Passing	329	Pat Devlin at Maine (Oct 03, 2009)
TD Passes	4	Pat Devlin vs UMASS (Oct 10, 2009)
Long Pass	79	Pat Devlin at Maine (Oct 03, 2009)
Receptions	10	Rob Jones at William and Mary (Sep 26, 2009)
Yards Receiving	145	Mark Duncan at Maine (Oct 03, 2009)
TD Receptions	2	Mark Duncan vs UMASS (Oct 10, 2009)
	2	Mark Duncan at Towson (Oct 17, 2009)
Long Reception	79	Mark Duncan at Maine (Oct 03, 2009)
Field Goals	3	Jon Striefsky vs UMASS (Oct 10, 2009)
Long Field Goal	34	Jon Striefsky vs James Madison (Oct 31, 2009)
Punts	9	Ed Wagner at William and Mary (Sep 26, 2009)
Punting Avg	44.4	Ed Wagner vs James Madison (Oct 31, 2009)
Long Punt	73	Ed Wagner vs James Madison (Oct 31, 2009)
Long Punt Return	20	Marcus Burley vs James Madison (Oct 31, 2009)
Long Kickoff Return	89	Jerry Butler at Towson (Oct 17, 2009)
Tackles	12	Charles Graves at William and Mary (Sep 26, 2009)
Sacks	2.0	Brandon Gilbeaux vs Hofstra (Nov 07, 2009)
Tackles For Loss	2.0	Paul Worrilow vs Richmond (Sep 12, 2009)
	2.0	Andrew Harrison vs Richmond (Sep 12, 2009)
	2.0	John Higginson vs Delaware State (Sep 19, 2009)
	2.0	Chris Morales vs Delaware State (Sep 19, 2009)
	2.0	Chris Morales vs UMASS (Oct 10, 2009)
	2.0	Charles Graves at Towson (Oct 17, 2009)
	2.0	Benard Makumbi vs Hofstra (Nov 07, 2009)
	2.0	Brandon Gilbeaux vs Hofstra (Nov 07, 2009)
Interceptions	2	Charles Graves vs Richmond (Sep 12, 2009)

2009 University of Delaware Football  
 Delaware Game Superlatives (as of Nov 07, 2009)  
 All games

TEAM GAME HIGHS

Rushes	49	at Maine (Oct 03, 2009)
Yards Rushing	204	at Towson (Oct 17, 2009)
Yards Per Rush	5.2	at Towson (Oct 17, 2009)
TD Rushes	3	vs West Chester (Sep 04, 2009)
	3	vs Delaware State (Sep 19, 2009)
	3	at Maine (Oct 03, 2009)
	3	at Towson (Oct 17, 2009)
Pass attempts	49	at William and Mary (Sep 26, 2009)
Pass completions	33	at William and Mary (Sep 26, 2009)
Yards Passing	329	at Maine (Oct 03, 2009)
Yards Per Pass	12.0	vs West Chester (Sep 04, 2009)
TD Passes	4	vs UMASS (Oct 10, 2009)
Total Plays	80	at Maine (Oct 03, 2009)
Total Offense	512	at Maine (Oct 03, 2009)
Yards Per Play	6.4	vs UMASS (Oct 10, 2009)
Points	49	at Towson (Oct 17, 2009)
Sacks By	4	at Towson (Oct 17, 2009)
First Downs	25	at Maine (Oct 03, 2009)
Penalties	8	at Towson (Oct 17, 2009)
Penalty Yards	72	at Towson (Oct 17, 2009)
Turnovers	3	vs Hofstra (Nov 07, 2009)
Interceptions By	2	vs Richmond (Sep 12, 2009)
	2	at Maine (Oct 03, 2009)
	2	at Towson (Oct 17, 2009)

2009 University of Delaware Football  
 Delaware Game Superlatives (as of Nov 07, 2009)  
 All games

OPPONENT INDIVIDUAL GAME HIGHS

Rushes	24	Jonathan Grimes, at William and Mary (Sep 26, 2009)
Yards Rushing	98	Jonathan Grimes, at William and Mary (Sep 26, 2009)
TD Rushes	2	Jonathan Grimes, at William and Mary (Sep 26, 2009)
Long Rush	71	T. Chroniger, at Towson (Oct 17, 2009)
Pass attempts	40	GLAUD,A., vs Delaware State (Sep 19, 2009)
Pass completions	24	Kyle Havens, vs UMASS (Oct 10, 2009)
Yards Passing	313	R.J. Archer, at William and Mary (Sep 26, 2009)
TD Passes	2	R.J. Archer, at William and Mary (Sep 26, 2009)
	2	Smith, at Maine (Oct 03, 2009)
	2	Kyle Havens, vs UMASS (Oct 10, 2009)
Long Pass	91	R.J. Archer, at William and Mary (Sep 26, 2009)
Receptions	10	Williams, at Maine (Oct 03, 2009)
Yards Receiving	148	Chase Hill, at William and Mary (Sep 26, 2009)
TD Receptions	2	Chase Hill, at William and Mary (Sep 26, 2009)
Long Reception	91	Chase Hill, at William and Mary (Sep 26, 2009)
Field Goals	2	Armando Cuko, vs UMASS (Oct 10, 2009)
Long Field Goal	51	Armando Cuko, vs UMASS (Oct 10, 2009)
Punts	7	Chris Hill, vs West Chester (Sep 04, 2009)
Punting Avg	46.2	David Miller, at William and Mary (Sep 26, 2009)
Long Punt	59	Waxman, at Maine (Oct 03, 2009)
Long Punt Return	20	Jackson Fagan, vs West Chester (Sep 04, 2009)
Long Kickoff Return	43	McGee, vs James Madison (Oct 31, 2009)
Tackles	23	Dennis, at Maine (Oct 03, 2009)
Sacks	2.5	Moats, vs James Madison (Oct 31, 2009)
Tackles For Loss	3.5	Adrian Tracy, at William and Mary (Sep 26, 2009)
Interceptions	1	Darryl Hamilton, vs Richmond (Sep 12, 2009)
	1	STRUMS,J., vs Delaware State (Sep 19, 2009)
	1	Jeromy Miles, vs UMASS (Oct 10, 2009)
	1	Jackson, vs James Madison (Oct 31, 2009)
	1	J. Williams, vs James Madison (Oct 31, 2009)
	1	J. Dangerfield, vs Hofstra (Nov 07, 2009)

2009 University of Delaware Football  
 Delaware Game Superlatives (as of Nov 07, 2009)  
 All games

OPPONENT TEAM GAME HIGHS

Rushes	49	vs James Madison (Oct 31, 2009)
Yards Rushing	231	at Towson (Oct 17, 2009)
Yards Per Rush	5.8	at Towson (Oct 17, 2009)
TD Rushes	3	at Towson (Oct 17, 2009)
Pass attempts	44	vs UMASS (Oct 10, 2009)
Pass completions	28	vs UMASS (Oct 10, 2009)
Yards Passing	325	vs UMASS (Oct 10, 2009)
Yards Per Pass	17.5	vs James Madison (Oct 31, 2009)
TD Passes	3	vs UMASS (Oct 10, 2009)
Total Plays	79	at William and Mary (Sep 26, 2009)
Total Offense	458	at William and Mary (Sep 26, 2009)
Yards Per Play	6.0	vs James Madison (Oct 31, 2009)
Points	30	at William and Mary (Sep 26, 2009)
Sacks By	8	vs James Madison (Oct 31, 2009)
First Downs	22	at William and Mary (Sep 26, 2009)
Penalties	12	vs Hofstra (Nov 07, 2009)
Penalty Yards	90	vs Hofstra (Nov 07, 2009)
Turnovers	3	vs Richmond (Sep 12, 2009)
	3	vs UMASS (Oct 10, 2009)
	3	vs James Madison (Oct 31, 2009)
Interceptions By	2	vs James Madison (Oct 31, 2009)

2009 University of Delaware Football  
 Delaware Red-Zone Results (as of Nov 07, 2009)  
 All games

Delaware Inside Opponent Red-Zone

Date	Opponent	Score	Times In RZ	Times Scored	Total Pts	Rush TDs	Pass TDs	FGs Made	Failed to score inside RZ							
									FGA	Down	Int	Fumb	Half	Game		
Sep 04, 2009	WEST CHESTER	W 35-0	5	3	21	3	2	1	0	0	1	0	0	0	1	0
Sep 12, 2009	RICHMOND	L 15-16	4	3	13	1	1	0	2	1	0	0	0	0	0	0
Sep 19, 2009	DELAWARE STATE	W 27-17	5	4	27	4	3	1	0	0	0	0	0	0	1	0
Sep 26, 2009	at William and Mary	L 20-30	1	1	7	1	0	1	0	0	0	0	0	0	0	0
Oct 03, 2009	at Maine	W 27-17	4	2	14	2	2	0	0	0	2	0	0	0	0	0
Oct 10, 2009	UMASS	W 43-27	5	5	22	2	0	2	3	0	0	0	0	0	0	0
Oct 17, 2009	at Towson	W 49-21	3	3	21	3	3	0	0	0	0	0	0	0	0	0
Oct 31, 2009	JAMES MADISON	L 8-20	4	2	6	0	0	0	2	0	1	1	0	0	0	0
Nov 07, 2009	HOFSTRA	W 28-24	4	4	28	4	2	2	0	0	0	0	0	0	0	0
Totals			35	27	159	20	13	7	7	1	4	1	0	2	0	0

27 of 35 (77.1%)

Opponents Inside Delaware Red-Zone

Date	Opponent	Score	Times In RZ	Times Scored	Total Pts	Rush TDs	Pass TDs	FGs Made	Failed to score inside RZ							
									FGA	Down	Int	Fumb	Half	Game		
Sep 04, 2009	WEST CHESTER	W 35-0	1	0	0	0	0	0	0	1	0	0	0	0	0	0
Sep 12, 2009	RICHMOND	L 15-16	4	3	16	2	1	1	1	0	1	0	0	0	0	0
Sep 19, 2009	DELAWARE STATE	W 27-17	3	1	7	1	1	0	0	1	0	1	0	0	0	0
Sep 26, 2009	at William and Mary	L 20-30	3	3	16	2	2	0	1	0	0	0	0	0	0	0
Oct 03, 2009	at Maine	W 27-17	3	2	10	1	0	1	1	1	0	0	0	0	0	0
Oct 10, 2009	UMASS	W 43-27	2	2	10	1	0	1	1	0	0	0	0	0	0	0
Oct 17, 2009	at Towson	W 49-21	3	3	21	3	3	0	0	0	0	0	0	0	0	0
Oct 31, 2009	JAMES MADISON	L 8-20	3	3	20	3	2	1	0	0	0	0	0	0	0	0
Nov 07, 2009	HOFSTRA	W 28-24	4	4	24	3	1	2	1	0	0	0	0	0	0	0
Totals			26	21	124	16	10	6	5	3	1	1	0	0	0	0

21 of 26 (80.8%)

2009 University of Delaware Football  
 Delaware By-Quarter Statistics (as of Nov 07, 2009)  
 All games

3rd-Down Conversions

Date	Opponent	Score	Overall	1st Qtr	2nd Qtr	3rd Qtr	4th Qtr	Overtime
Sep 04, 2009	WEST CHESTER	W 35-0	4-12 33.3	1-4 25.0	1-3 33.3	1-2 50.0	1-3 33.3	
Sep 12, 2009	RICHMOND	L 15-16	4-14 28.6	3-5 60.0	1-3 33.3	0-2 0.0	0-4 0.0	
Sep 19, 2009	DELAWARE STATE	W 27-17	3-11 27.3	2-5 40.0	1-4 25.0	0-2 0.0	0-0 0.0	
Sep 26, 2009	at William and Mary	L 20-30	5-15 33.3	1-5 20.0	1-3 33.3	2-3 66.7	1-4 25.0	
Oct 03, 2009	at Maine	W 27-17	6-14 42.9	0-3 0.0	1-3 33.3	2-2 100.0	3-6 50.0	
Oct 10, 2009	UMASS	W 43-27	6-11 54.5	1-1 100.0	2-4 50.0	2-3 66.7	1-3 33.3	
Oct 17, 2009	at Towson	W 49-21	4-11 36.4	1-2 50.0	1-3 33.3	2-3 66.7	0-3 0.0	
Oct 31, 2009	JAMES MADISON	L 8-20	4-17 23.5	2-5 40.0	1-5 20.0	1-4 25.0	0-3 0.0	
Nov 07, 2009	HOFSTRA	W 28-24	9-16 56.2	3-5 60.0	1-3 33.3	2-4 50.0	3-4 75.0	
	Delaware		45-121 37.2	14-35 40.0	10-31 32.3	12-25 48.0	9-30 30.0	0-0 0.0
	Opponents		45-130 34.6	4-26 15.4	11-37 29.7	17-35 48.6	13-32 40.6	0-0 0.0

4th-Down Conversions

Date	Opponent	Score	Overall	1st Qtr	2nd Qtr	3rd Qtr	4th Qtr	Overtime
Sep 04, 2009	WEST CHESTER	W 35-0	3-4 75.0	1-1 100.0	1-2 50.0	0-0 0.0	1-1 100.0	
Sep 12, 2009	RICHMOND	L 15-16	0-0 0.0	0-0 0.0	0-0 0.0	0-0 0.0	0-0 0.0	
Sep 19, 2009	DELAWARE STATE	W 27-17	1-1 100.0	1-1 100.0	0-0 0.0	0-0 0.0	0-0 0.0	
Sep 26, 2009	at William and Mary	L 20-30	0-0 0.0	0-0 0.0	0-0 0.0	0-0 0.0	0-0 0.0	
Oct 03, 2009	at Maine	W 27-17	2-4 50.0	0-0 0.0	1-2 50.0	0-0 0.0	1-2 50.0	
Oct 10, 2009	UMASS	W 43-27	0-0 0.0	0-0 0.0	0-0 0.0	0-0 0.0	0-0 0.0	
Oct 17, 2009	at Towson	W 49-21	2-2 100.0	1-1 100.0	0-0 0.0	1-1 100.0	0-0 0.0	
Oct 31, 2009	JAMES MADISON	L 8-20	0-4 0.0	0-1 0.0	0-0 0.0	0-1 0.0	0-2 0.0	
Nov 07, 2009	HOFSTRA	W 28-24	2-3 66.7	2-2 100.0	0-0 0.0	0-1 0.0	0-0 0.0	
	Delaware		10-18 55.6	5-6 83.3	2-4 50.0	1-3 33.3	2-5 40.0	0-0 0.0
	Opponents		9-24 37.5	1-5 20.0	1-5 20.0	2-5 40.0	5-9 55.6	0-0 0.0

Time of Possession

Date	Opponent	Score	Overall	1st Qtr	2nd Qtr	3rd Qtr	4th Qtr	Overtime
Sep 04, 2009	WEST CHESTER	W 35-0	29:17	8:19	7:40	6:19	6:59	
Sep 12, 2009	RICHMOND	L 15-16	25:26	8:30	6:07	5:49	5:00	
Sep 19, 2009	DELAWARE STATE	W 27-17	25:31	7:53	7:15	4:48	5:35	
Sep 26, 2009	at William and Mary	L 20-30	24:08	9:03	5:05	3:44	6:16	
Oct 03, 2009	at Maine	W 27-17	32:08	6:46	7:24	6:24	11:34	
Oct 10, 2009	UMASS	W 43-27	32:50	6:15	10:04	7:12	9:19	
Oct 17, 2009	at Towson	W 49-21	27:40	6:15	5:58	8:38	6:49	
Oct 31, 2009	JAMES MADISON	L 8-20	29:03	8:22	7:54	7:15	5:32	
Nov 07, 2009	HOFSTRA	W 28-24	26:09	9:10	4:45	6:33	5:41	
	Delaware	Total	252:12	70:33	62:12	56:42	62:45	0:00
		Avg.	28:01	7:50	6:54	6:18	6:58	0:00
	Opponents	Total	287:48	64:27	72:48	78:18	72:15	0:00
		Avg.	31:58	7:09	8:05	8:42	8:01	0:00

2009 University of Delaware Football  
 Delaware Games Played (as of Nov 07, 2009)  
 All games

##	PLAYER	GP-GS	WCU	RICHMO	DSU	W&M	MAINE	UMASS	TOWSON	JMU	HOFSTR
71	Allard	8/7	START	START	START	START	START	...	XXX	START	START
59	Anderson	4/-	XXX	XXX	XXX	...	...	...	XXX	...	...
94	Atunrase	9/1	XXX	XXX	XXX	XXX	XXX	XXX	XXX	XXX	START
2	Baker	1/1	START	...	...	...	...	...	...	...	...
90	Batson	8/-	XXX	XXX	XXX	XXX	...	XXX	XXX	XXX	XXX
49	Bilotti	1/-	XXX	...	...	...	...	...	...	...	...
4	Bratton	9/9	START	START	START	START	START	START	START	START	START
37	Breaker	7/-	...	...	XXX	XXX	XXX	XXX	XXX	XXX	XXX
23	Bristow	9/-	XXX	XXX	XXX	XXX	XXX	XXX	XXX	XXX	XXX
15	Burley	9/4	XXX	XXX	XXX	START	START	START	START	XXX	XXX
33	Butler	9/2	XXX	XXX	XXX	XXX	XXX	XXX	XXX	START	START
32	CaSmith	1/-	XXX	...	...	...	...	...	...	...	...
95	Clark	2/-	XXX	...	...	...	...	...	XXX	...	...
81	Crosby	9/6	XXX	XXX	XXX	START	START	START	START	START	START
75	Davis	1/-	XXX	...	...	...	...	...	...	...	...
75	C. Davis	2/2	...	...	...	...	...	START	START	...	...
17	Devlin	9/9	START	START	START	START	START	START	START	START	START
10	Donnelly	1/-	...	...	...	...	...	...	XXX	...	...
21	Duncan	7/3	...	XXX	XXX	...	XXX	START	XXX	START	START
26	Everett	9/-	XXX	XXX	XXX	XXX	XXX	XXX	XXX	XXX	XXX
96	Gilbeaux	9/8	START	START	XXX	START	START	START	START	START	START
56	Gradkowski	9/9	START	START	START	START	START	START	START	START	START
1	Grant	6/5	START	START	START	...	...	...	XXX	START	START
30	Graves	9/9	START	START	START	START	START	START	START	START	START
64	Gushue	1/-	XXX	...	...	...	...	...	...	...	...
3	Hakes	1/-	XXX	...	...	...	...	...	...	...	...
40	Harrison	9/9	START	START	START	START	START	START	START	START	START
28	Hayes	9/7	START	START	START	START	START	START	START	XXX	XXX
91	Haynes	9/9	START	START	START	START	START	START	START	START	START
93	Hester	6/1	XXX	XXX	START	XXX	XXX	XXX	...	...	...
53	Higginson	9/9	START	START	START	START	START	START	START	START	START
24	Hirt	1/-	XXX	...	...	...	...	...	...	...	...
22	Jackson	8/1	XXX	XXX	XXX	...	XXX	XXX	START	XXX	XXX
83	Javier	6/-	XXX	...	XXX	XXX	...	XXX	XXX	...	XXX
99	Johnson	7/-	XXX	...	XXX	XXX	...	XXX	XXX	XXX	XXX
5	Jones	6/4	START	START	START	START	XXX	...	...	...	XXX
45	Lugo	9/1	XXX	XXX	XXX	XXX	XXX	XXX	XXX	XXX	START
8	Mackey	9/9	START	START	START	START	START	START	START	START	START
42	Makumbi	9/8	START	START	START	START	START	START	START	START	XXX
11	Marcorelle	3/-	XXX	XXX	XXX	...	...	...	...	...	...
50	McDowell	9/9	START	START	START	START	START	START	START	START	START
84	Mooney	9/4	XXX	XXX	XXX	XXX	START	XXX	START	START	START
98	Morales	8/8	START	START	START	START	START	START	START	START	...
55	Nagle	5/-	XXX	XXX	XXX	XXX	...	...	XXX	...	...
35	Naugle	6/4	XXX	START	START	XXX	START	START	...	...	...
69	Nicholson	9/9	START	START	START	START	START	START	START	START	START
68	Olsen	1/-	...	...	...	...	...	...	XXX	...	...



2009 University of Delaware Football  
Delaware Total Tackles Game-by-Game (as of Nov 07, 2009)  
All games

Total Tackles	UA-A	Total	WCU	RICHMO	DSU	W&M	MAINE	UMASS	TOWSON	JMU	HOFSTR
Makumbi	31-25	56	2-3	4-2	3-4	4-5	1-0	3-1	3-5	5-2	6-3
Walters	37-13	50	1-0	8-1	5-0	3-2	5-2	6-1	1-3	6-1	2-3
Graves	33-17	50	4-0	3-1	5-1	7-5	3-3	4-2	4-1	2-0	1-4
Worrilow	30-19	49	1-1	5-1	5-0	6-3	2-3	3-1	3-5	4-1	1-4
Bratton	32-17	49	4-0	4-2	4-1	5-3	0-3	6-0	2-4	5-4	2-0
Burley	36-11	47	4-1	6-0	3-0	7-2	3-1	6-1	3-3	1-0	3-3
Harrison	23-21	44	1-2	4-2	3-1	4-3	3-4	3-1	1-3	4-1	0-4
Gilbeaux	17-24	41	1-1	2-2	0-5	2-2	3-5	2-1	1-3	3-4	3-1
Higginson	13-17	30	3-1	3-2	3-5	0-1	0-2	-	2-2	0-2	2-2
Haynes	7-18	25	0-2	0-1	2-2	0-2	0-5	1-1	1-1	2-1	1-3
Morales	16-7	23	-	2-1	5-2	2-1	0-1	3-0	1-1	3-1	DNP
Atunrase	8-15	23	3-2	1-0	2-2	0-2	0-1	-	0-3	-	2-5
Everett	15-5	20	3-0	-	3-1	1-0	3-2	2-1	2-1	-	1-0
Grant	12-8	20	4-1	2-3	1-0	DNP	DNP	DNP	-	3-1	2-3
Lugo	7-7	14	2-2	1-0	1-0	1-1	0-2	-	0-2	2-0	-
Pena	5-6	11	1-1	DNP	-	1-0	1-0	0-1	0-2	-	2-2
Void	2-8	10	1-2	-	-	DNP	0-2	DNP	1-1	0-2	0-1
Hester	3-7	10	1-0	0-2	1-2	1-1	0-2	-	DNP	DNP	DNP
Tunstall	3-4	7	1-1	0-1	-	-	1-0	0-1	-	-	1-1
Striefsky	4-2	6	1-0	-	1-0	-	0-1	1-0	-	1-0	0-1
Titre	2-4	6	0-2	1-0	0-1	-	DNP	-	0-1	1-0	-
Ray	3-3	6	0-1	-	1-0	2-0	-	-	0-2	-	DNP
Batson	1-5	6	-	0-1	0-1	0-1	DNP	0-1	-	1-0	0-1
Duncan	1-5	6	DNP	-	0-1	DNP	0-2	-	0-2	-	1-0
Bristow	3-2	5	-	-	3-0	-	-	-	0-1	-	0-1
Breaker	1-3	4	DNP	DNP	-	-	-	0-1	1-2	-	-
Reed	1-1	2	-	-	0-1	-	-	-	-	1-0	-
Jackson	1-1	2	-	-	-	DNP	0-1	-	-	1-0	-
Johnson	0-2	2	0-1	DNP	-	-	DNP	-	0-1	-	-
Naugle	1-1	2	1-0	-	-	-	0-1	-	DNP	DNP	DNP
Olsen	1-1	2	DNP	DNP	DNP	DNP	DNP	DNP	1-1	DNP	DNP
Crosby	1-0	1	-	-	-	-	-	-	-	1-0	-
Jones	1-0	1	-	1-0	-	-	-	DNP	DNP	DNP	-
Russo	1-0	1	-	DNP	DNP	-	-	-	-	1-0	-
Mooney	1-0	1	-	-	-	-	-	-	1-0	-	-
Gradkowski	0-1	1	-	-	-	-	0-1	-	-	-	-
Marcorelle	1-0	1	1-0	-	-	DNP	DNP	DNP	DNP	DNP	DNP

2009 University of Delaware Football  
 Delaware Passing Game-by-Game (as of Nov 07, 2009)  
 All games

#17 Devlin	Comp	Att	Int	Pct	Yards	TD	Long	Sacked	Effic
West Chester	12	15	0	80.0	227	2	56	0-0	251.12
Richmond	15	31	1	48.4	167	0	33	2-20	87.19
Delaware State	19	29	1	65.5	227	1	38	2-12	135.75
William and Mary	33	49	0	67.3	302	3	30	5-28	139.32
Maine	21	31	0	67.7	329	1	79	1-9	167.54
UMASS	19	26	1	73.1	284	4	39	1-3	207.91
Towson	9	15	0	60.0	127	2	43	0-0	175.12
James Madison	19	42	2	45.2	215	0	26	8-55	78.71
Hofstra	14	22	1	63.6	185	2	72	2-13	155.18
TOTALS	161	260	6	61.9	2063	15	79	21-140	143.00

#3 Hakes	Comp	Att	Int	Pct	Yards	TD	Long	Sacked	Effic
West Chester	2	5	0	40.0	13	0	7	1-8	61.84
TOTALS	2	5	0	40.0	13	0	7	1-8	61.84

#10 Donnelly	Comp	Att	Int	Pct	Yards	TD	Long	Sacked	Effic
Towson	0	1	0	0.0	0	0	0	0-0	0.00
TOTALS	0	1	0	0.0	0	0	0	0-0	0.00

2009 University of Delaware Football  
 Delaware Rushing/Receiving Game-by-Game (as of Nov 07, 2009)  
 All games

RUSHING	No-Yds/TD	WCU	RICHMO	DSU	W&M	MAINE	UMASS	TOWSON	JMU	HOFSTR
Hayes	83-323/2	20-57/1	5-31/0	14-59/0	5-8/0	17-106/1	17-55/0	1-2/0	1-1/0	3-4/0
Jackson	99-316/6	8-41/0	13-45/0	9-24/1	DNP	23-61/2	13-49/0	17-52/3	8-28/0	8-16/0
Butler	43-195/2	4-16/0	-	1-8/0	1--5/0	-	-	13-82/0	6-11/0	18-83/2
Devlin	70-115/4	5-20/1	9-5/1	8-27/2	11--2/0	6-21/0	5-18/0	4-49/0	13--32/0	9-9/0
Thaxton	15-70/1	7-51/1	3-8/0	-	1--3/0	-	3-5/0	-	-	1-9/0
Donnelly	3-24/0	DNP	DNP	DNP	DNP	DNP	DNP	3-24/0	DNP	DNP
Wagner	1-1/0	-	-	-	-	-	-	-	1-1/0	-
Hakes	1--8/0	1--8/0	DNP	DNP	DNP	DNP	DNP	DNP	DNP	DNP
TEAM	8--29/0	1--14/0	1--2/0	1--2/0	DNP	3--5/0	DNP	1--5/0	-	1--1/0

RECEIVING	No-Yds/TD	WCU	RICHMO	DSU	W&M	MAINE	UMASS	TOWSON	JMU	HOFSTR
Duncan	32-507/6	DNP	2-10/0	4-39/0	DNP	4-145/1	7-106/2	6-99/2	5-72/0	4-36/1
Mackey	30-322/1	5-83/0	6-81/0	2-28/0	7-33/0	4-46/0	2-27/1	2-11/0	-	2-13/0
Crosby	21-259/2	1-31/1	2-29/0	1-38/0	8-63/0	2-24/0	2-28/0	-	3-23/0	2-23/1
Thaxton	11-218/1	-	-	3-45/0	2-33/1	-	-	-	5-68/0	1-72/0
Jones	16-180/2	1-6/0	1-14/0	3-29/1	10-113/1	1-18/0	DNP	DNP	DNP	-
Schenauer	12-178/0	2-72/0	2-37/0	5-36/0	2-23/0	DNP	DNP	DNP	DNP	1-10/0
White	11-150/1	-	DNP	-	1-2/1	2-9/0	4-85/0	1-17/0	2-32/0	1-5/0
Hayes	10-81/0	-	2--4/0	-	2-25/0	5-49/0	1-11/0	-	-	-
Naugle	6-73/0	2-15/0	-	1-12/0	-	1-23/0	2-23/0	DNP	DNP	DNP
Butler	6-50/0	-	-	-	-	-	-	-	3-24/0	3-26/0
Baker	3-33/1	3-33/1	DNP	DNP	DNP	DNP	DNP	DNP	DNP	DNP
Jackson	3-11/0	-	-	-	DNP	2-15/0	-	-	1--4/0	-
Javier	1-10/0	-	DNP	-	1-10/0	DNP	-	-	DNP	-
Mooney	1-4/1	-	-	-	-	-	1-4/1	-	-	-

2009 University of Delaware Football  
 Delaware Return Stats Game-by-Game (as of Nov 07, 2009)  
 All games

PUNT RETURNS	No-Yds	WCU	RICHMO	DSU	W&M	MAINE	UMASS	TOWSON	JMU	HOFSTR
Burley	5-35	-	-	-	-	-	1-12	2-1	2-22	-
Jones	5-18	1-9	-	2-0	1-9	1-0	DNP	DNP	DNP	-
Thaxton	1-5	-	-	-	-	1-5	-	-	-	-

KICK RETURNS	No-Yds	WCU	RICHMO	DSU	W&M	MAINE	UMASS	TOWSON	JMU	HOFSTR
Butler	28-684	-	4-85	2-78	5-102	4-66	4-88	4-156	2-43	3-66
Burley	2-26	-	-	-	-	-	-	-	2-26	-
Grant	1-13	1-13	-	-	DNP	DNP	DNP	-	-	-
Tunstall	1-3	-	-	-	-	-	-	-	-	1--3
Jones	1-3	-	1--3	-	-	-	DNP	DNP	DNP	-

INT. RETURNS	No-Yds	WCU	RICHMO	DSU	W&M	MAINE	UMASS	TOWSON	JMU	HOFSTR
Bratton	4-37	-	-	1-0	-	1-0	-	1-37	1-0	-
Graves	4-131	-	2-33	-	-	-	1-8	1-90	-	-
Tunstall	1-0	-	-	-	-	1-0	-	-	-	-
Walters	1-33	1-33	-	-	-	-	-	-	-	-

FUMBLE RETURNS	No-Yds	WCU	RICHMO	DSU	W&M	MAINE	UMASS	TOWSON	JMU	HOFSTR
Graves	1-43	-	-	-	-	-	-	-	1-43	-
Burley	1-42	-	-	-	-	-	1-42	-	-	-
Lugo	1-31	1-31	-	-	-	-	-	-	-	-
Atunrase	1-16	-	-	1-16	-	-	-	-	-	-

2009 University of Delaware Football  
 Delaware Sacks Game-by-Game (as of Nov 07, 2009)  
 All games

SACKS	UA-A	Total	WCU	RICHMO	DSU	W&M	MAINE	UMASS	TOWSON	JMU	HOFSTR
Gilbeaux	5-1	5.5	1.0-5	-	0.5-2	-	1.0-5	-	1.0-5	-	2.0-14
Higginson	3-2	4.0	1.0-2	-	1.5-9	-	-	-	1.0-9	-	0.5-3
Morales	3-0	3.0	-	-	1.0-8	-	-	1.0-11	1.0-5	-	DNP
Atunrase	1-1	1.5	1.0-3	-	-	-	-	-	-	-	0.5-4
Graves	1-0	1.0	-	-	-	-	-	-	1.0-5	-	-

2009 University of Delaware Football  
Delaware Tackle For Loss Game-by-Game (as of Nov 07, 2009)  
All games

TACKLES FOR LOSS	UA-A	Total	WCU	RICHMO	DSU	W&M	MAINE	UMASS	TOWSON	JMU	HOFSTR
Gilbeaux	6-2	7.0	1.0-5	-	0.5-2	-	1.0-5	-	1.0-5	1.5-4	2.0-14
Harrison	5-2	6.0	0.5-3	2.0-4	1.0-1	-	-	-	1.5-3	1.0-1	-
Higginson	4-4	6.0	1.0-2	1.0-3	2.0-10	0.5-0	-	-	1.0-9	-	0.5-3
Morales	5-0	5.0	-	-	2.0-12	-	-	2.0-12	1.0-5	-	DNP
Worrilow	4-0	4.0	-	2.0-3	1.0-4	-	-	-	-	1.0-1	-
Bratton	2-1	2.5	-	-	1.0-1	-	-	1.0-1	-	0.5-1	-
Graves	2-1	2.5	-	-	-	-	-	-	2.0-6	-	0.5-1
Makumbi	2-0	2.0	-	-	-	-	-	-	-	-	2.0-6
Walters	1-1	1.5	-	-	1.0-8	-	-	-	0.5-1	-	-
Atunrase	1-1	1.5	1.0-3	-	-	-	-	-	-	-	0.5-4
Haynes	0-2	1.0	0.5-2	-	0.5-1	-	-	-	-	-	-
Marcorelle	1-0	1.0	1.0-2	-	-	DNP	DNP	DNP	DNP	DNP	DNP
Olsen	1-0	1.0	DNP	DNP	DNP	DNP	DNP	DNP	1.0-1	DNP	DNP
Grant	0-1	0.5	-	-	-	DNP	DNP	DNP	-	-	0.5-1
Burley	0-1	0.5	-	-	-	0.5-1	-	-	-	-	-

