



University of Delaware Sports Information Men's Basketball News

Scott Selheimer
Sports Information Director

Mike Hirschman
Asst. Director

Pete DiVito, Mark Kimmel
2002-03 Interns

Linda McCormick
Secretary

Bob Carpenter Center (Overnight: 631 S. College Ave.) • Newark, DE 19716 • 302-831-2186 (phone) • 302-831-8653 (fax) • www.udel.edu/sportsinfo

2002-03 Schedule

N 22	at La SalleL 56-73
D 1	Long Island UniversityW 87-58
3	Penn (CN 8)W 60-59
9	at Saint Joseph'sL 59-77
14	RiderL 60-70
19	UNC GreensboroW 74-71
21	at SienaW 87-78
27	# vs. E. WashingtonW 66-56
28	#at UW-Green BayL 82-88
J 2	at *George MasonL 67-77
4	at *James MadisonW 69-54
8	at *William & MaryW 74-72
11	*VCUW 55-53
15	at *Old Dominion	W 75-74 (ot)
18	*UNC WilmingtonL 62-68
23	*Drexel (CSN -Phila)	L 78-83 (ot)
25	*TowsonW 74-60
29	at *Hofstra (FSN-NY)	7:07 p.m.
F 1	*William & Mary7:30 p.m.
5	*George Mason7:30 p.m.
8	at *UNC Wilmington (TWC)	7 p.m.
13	*James Madison7:30 p.m.
15	at *VCU7:30 p.m.
19	*Hofstra7:30 p.m.
22	*Old Dominion (CAA Net)	2 p.m.
26	at *Drexel7 p.m.
M 1	at *Towson7 p.m.
7-10	SPioneer CAA Tournament	

* CAAgame
Oneida Casino Classic, Green Bay, WI
\$ Richmond Coliseum, Richmond, VA
TV games in *italic*
All listed times are Eastern

Media Notes • Game 18

Delaware (10-7, 5-3) vs. Hofstra (4-13, 3-5)
January 29, 2003 • 7:07 p.m.
Hofstra Arena (5,124) • Hempstead, NY

Probable Starters

2002-03 Stats						
Pos.	No., Name	Yr.	ppg	rpg	apg	Miscellaneous
F	44 Maurice Sessoms	Sr.-r	9.5	4.5	0.8	18 pts., eight reb. in win at W&M; 10 pts., seven reb. at ODU
C	52 Ioannis Xenakis	Jr.-r	2.3	0.9	0.0	career-high 12 pts. in win over VCU, incl. FG with :10 left
G	3 Mike Slattery	So.	12.4	3.3	6.1	leads CAA in ast.; 5+ ast 12 times this year; 10+ pts. in 11 of 14
G	10 Mike Ames	Jr.	15.0	3.5	0.9	led CAA in 3-FG% last yr.; 12 consec. games with 3-FG
G	35 David Lunn	So.	7.1	3.4	1.1	12 pts., eight rebounds and six steals in win over Towson

Off the Bench

Pos.	No., Name	Yr.	ppg	rpg	apg	Miscellaneous
F	2 Chris Prothro	Fr.	3.6	1.4	0.3	season-high 11 pts. vs. UNCW
G	11 Anwar Rohan	Fr.	---	---	---	earned a spot on the team as a walk-on
G	12 Rulon Washington	Fr.	1.9	1.1	0.2	40-inch vertical; 10 pts. in win at Siena
F	24 Robin Wentt (Inj)	Jr.	3.0	2.0	4.0	expected to miss rest of season (shoulder surgery)
F	30 Calvin Smith	So.	5.1	3.9	0.6	seventh in CAA in blks. (1.3)
G	32 Ryan Iversen	Sr.-r	10.8	7.1	2.9	triple-doub. vs. LIU; 14 pts., eight reb. vs. UNCW
F	34 Lebo Maepa	Fr.	---	---	---	will redshirt this season
F	42 Dave Hindenlang	Sr.	4.1	4.5	0.9	career-high 10 rebounds in win over E. Washington

A pronunciation guide is available on page 2 of tonight's game notes.

Injury Report

Robin Wentt is out with a shoulder injury. Wentt had been suffering from multiple subluxations of his left shoulder, similar to the injury he suffered in his right shoulder last season. He underwent surgery on the left shoulder (the same procedure that he had last summer on the right shoulder) December 19 and is not expected to return to the line-up this season.

All-time Series

All-Time Series Record: Hofstra leads, 33-20
UD vs. Hofstra at Hempstead, NY: 5-21
UD vs. Hofstra at Newark, DE (at BCC): 15-11 (9-1)
UD vs. Hofstra on neutral courts: 0-1

For complete series results, check the opponents section of the UD media guide.

Blue Hens by the Numbers in 2002-03

5-3 ..Home	5-2 ..when leading at halftime	5-4 ..more or = turnovers	0-1 ..in November
4-4 ..Road	3-5 ..when trailing at halftime	5-3 ..less turnovers	5-3 ..in December
1-0 ..Neutral courts	2-0 ..when tied at halftime	4-4 ..outrebounding or = opp.	5-3 ..in January
2-2 ..vs. CAA at home	10-1 ..leading or tied at 2:00 left	6-3 ..outrebounded by opp.	0-0 ..in February
3-1 ..vs. CAA on the road	9-1 ..leading or tied at 1:00 left	8-7 ..at night	0-0 ..in March
1-0 ..in overtime games	0-5 ..trailing with 2:00 left	2-0 ..during the day	0-2 ..vs. Atlantic 10
6-2 ..when scoring 70+ pts.	1-6 ..trailing with 1:00 left	0-1 ..on Monday	1-0 ..vs. Big Sky
4-5 ..when scoring -70 pts.	3-4 ..when Hens score first	1-0 ..on Tuesday	5-3 ..vs. CAA
4-6 ..when opponents score 70+	7-3 ..when opp. score first	2-0 ..on Wednesday	0-1 ..vs. Horizon League
6-1 ..when opponents score -70	6-6 ..winning opening tap	1-2 ..on Thursday	1-0 ..vs. Ivy League
8-6 ..when making 5+ 3-pt FG	4-1 ..when losing tap	1-1 ..on Friday	1-1 ..vs. Metro Atlantic Ath. Conf.
1-1 ..when making 10+ 3-pt FG	1-0 ..shooting 50% + FG	4-3 ..on Saturday	1-0 ..vs. Northeast Conf.
	9-7....shooting under 50% FG	1-0 ..on Sunday	1-0 ..vs. Southern Conf.
	0-5 ..opp. shoot 50% + FG		
	10-2 ..opp. shoot under 50% FG		

Say It Like This...

- Chris PRO-THROW
- Mike AIMS
- Ann-wahr RO-hahn
- ROO-lohn Washington
- LAY-bo MAY-puh
- Yahn-is KUH-KNOCK-is
(Hometown: EE-LOU-pool-EE)

You want numbers?

So you say you're a numbers freak? Try these numbers on for size.

2 - So much for "1" being the loneliest number. At Delaware this season, "2" is the loneliest number. Chris Prothro is the first Blue Hen to wear the No. 2. Of course, part of the reason for that is the No. 2 was illegal in college basketball from 1957-58 to 1999-2000 (as was wearing "1").

4 - The number of times Delaware has lost when leading with 2:00 left in regulation over the last six years. (incl. this year) Delaware is 97-4 during that span when leading at the two-minute mark.

4 (The sequel) - The number of times Delaware has lost consecutive home games since the BCC opened in December 1992.

10 - The number of Blue Hens that have had at least one double-figure scoring game this season.

32 - That's how many sellouts Delaware has had in the last four seasons at the 5,000-seat Bob Carpenter Center.

111 - The number of games that Delaware has won leading at the half over the last seven seasons (incl. this year). UD is 111-22 when leading at the half during that span.

114 - The number of games Delaware has won in the 10-plus seasons at the Bob Carpenter Center. UD is 114-30 (.792 pct) at "The Bob" since its opening back on Dec. 1, 1992. More recently, UD is 65-13 at "The Bob" over the last five seasons.

369 - UD has made at least one three-pointer in 369 consecutive games. The Blue Hens haven't been shutout from behind the arc since Nov. 28, 1990 at Bucknell.

2000 - Delaware could play its 2000th game this season. UD has to play two games in the CAA Tourn. to get the milestone.

Last Meeting vs. Hofstra

DELAWARE75
Hofstra63

February 23, 2002
Newark, DE • Bob Carpenter Center

Delaware	MIN	FG	FT	R	A	F	TP
Hunter	24	3-11	0-0	1	1	3	7
Wentt	20	0-0	1-4	3	1	1	1
Sessoms	30	4-9	8-9	8	0	3	16
Slattery	28	3-6	3-3	4	5	0	9
Ames	25	6-11	0-0	1	1	0	17
Rowland	25	4-9	5-6	1	3	0	16
Smith	15	0-1	0-0	1	2	1	0
Iversen	26	1-3	5-6	10	2	2	7
Knitter	1	0-3	0-0	1	0	0	0
Hindenlang	6	1-1	0-0	2	0	3	2
Totals	200	22-54	22-28	37	15	13	75
		.407	.786	(5)			

Hofstra	MIN	FG	FT	R	A	F	TP
Walker	30	5-12	1-1	6	0	2	13
Adeleke	35	6-17	6-8	14	1	4	18
Petit	26	1-1	0-0	7	2	5	2
Souffrant	34	3-12	0-0	3	5	2	6
Apodaca	38	5-13	0-0	3	1	2	14
Radziejewski	10	0-1	0-0	3	1	1	0
Millar	18	2-5	2-4	2	2	4	8
Grubler	2	0-0	0-0	0	0	0	0
McRae	7	1-2	0-1	1	0	0	2
Totals	200	23-63	9-14	40	12	20	63
		.365	.643	(1)			

Hofstra.....17 46 - 63
Delaware.....26 49 - 75

Three-point FG: UD - 9-20, .450 (Ames, 5-8, Rowland, 3-4, Hunter, 1-6, Iversen, 0-2); H - 8-24, .333 (Apodaca, 4-10, Millar, 2-4, Walker, 2-6, Souffrant, 0-2, Radziejewski, 0-1, McRae, 0-1);
Blocks: UD - 2 (Wentt, Sessoms), H - 3 (Petit, 2, Walker);
Steals: UD - 14 (Ames, 4, Hunter, 3, Slattery, 3, Rowland, 2, Iversen, Wentt), H - 6 (Apodaca, 3, Walker, Petit, Souffrant);
Turnovers: UD - 14 (Sessoms, 5, Slattery, 3, Hunter, 2, Wentt, Rowland, Iversen, Hindenlang), H - 20 (Souffrant, 9, Adeleke, 5, McRae, 2, Apodaca, 2, Petit, 2);
Officials: Stephen Gordon, Mike Eades, Dwayne Gladden; **Attendance:** 5,000

NEWARK, DE - Mike Ames scored 17 points and Austen Rowland and Maurice Sessoms each recorded 16 as Delaware downed rival Hofstra...playing their final home game, Delaware (12-15, 8-9 CAA) jumped out to a big second-half lead and held on to snap a three-game losing streak to Hofstra (10-18, 5-12 CAA)...Hofstra got a big effort from freshman forward Kenny Adeleke who recorded game-highs of 18 points and 14 rebounds...Ames connected on five of eight three-pointers while Sessoms added eight rebounds and Rowland connected on three three-pointers...Ryan Iversen came off the bench to add 10 rebounds...Delaware used a big advantage at the foul line to hold off Hofstra's second half charge, connecting on 22 of 28 shots for the game, 19 of 22 in the second half...UD paraded to the foul line 16 times in the final 2:34 and converted 13 shots...Rowland's three-pointer with 3:02 left was the Hens' last field goal but gave them a 62-51 lead...the Hens, who won their 45th straight game at home when scoring more than 70 points, took a 26-17 halftime lead after a sluggish first half that saw neither team shoot better than 32.3 percent from the field...UD heated up in the second stanza, using an 18-5 run over four minutes to go up by 16 at 47-31 with 10:29 remaining...UD hit five three-pointers during the run, two by Ames...Hofstra refused to give up, using a 16-4 run of its own to pull to within two points at 51-49 with 5:46 left on a Danny Walker three-pointer...UD put the clamps down from there as Sessoms scored five-straight points and guard Mike Slattery followed with a three-point play off a fastbreak layup to push the lead back to eight points.

On the Internet...

University of Delaware athletics information is available via the internet through <http://www.udel.edu/sportsinfo>

Box scores and game stories are usually posted within an hour of the conclusion of each UD basketball game. Cumulative statistics are also updated and posted after each game. Media notes are available in a PDF format within 24 hours of the start of each game.

For more information, contact the UD sports information department.

... and on the Air

For the fourth consecutive year, the Blue Hen radio network's flagship station is WJBR-AM 1290. Also on the network are WDOV-AM 1410 (Dover) and WTGM-AM 960 (Salisbury, MD). Mike Corey and Bill Komissaroff call the action on the network. WRDX-FM94.7 is also carrying all road games beginning Jan. 1.

In addition, UD basketball is also broadcast on the UD student station, WVUD-FM 91.3 and WVUD2, the station's internet radio network. Sean Greene is the regular play-by-play man.

Real Audio links for both broadcasts are available through UD's athletics website.

Delaware will play five games on network TV this season... all on different networks. The Dec. 3 game vs. Penn will be on CN 8 Television. The Jan. 23 game vs. Drexel will be on Comcast SportsNet-Phila. On Feb. 8, Delaware's game at UNC Wilmington will be televised by Time Warner Cable-Outer Banks. Also, the Feb. 22 game vs. Old Dominion will be on the CAA Network. In addition, the Jan. 29 game at Hofstra has been picked up by Fox SportsNet-NY.

CAA Media Teleconference

The CAA will hold its weekly men's basketball media teleconference **each Tuesday, running through March 4**. The number to access the teleconference is 888-658-7213. The passcode is available by contacting Tripp Sheppard or Rob Washburn in the CAA office at 804-754-1616.

The teleconference schedule is as follows:

10:20	Jeff Capel, Virginia Commonwealth
10:30	Blaine Taylor, Old Dominion
10:40	Rick Boyages, William & Mary
10:50	Brad Brownell, UNC Wilmington
11:00	Sherman Dillard, James Madison
11:10	Jim Larranaga, George Mason
11:20	Michael Hunt, Towson
11:30	David Henderson, Delaware
11:40	Bruiser Flint, Drexel
11:50	Tom Pecora, Hofstra

David Henderson Show

The David Henderson Show airs each Monday from 7-7:30 p.m. on WJBR 1290-AM and WRDX 94.7-FM. (Real Audio links are available at www.udel.edu/sportsinfo/mens_basketball).

Each Monday, the David Henderson Show will come from the legendary Deer Park Tavern on Main Street in downtown Newark.

Coach Henderson is joined by the voice of the Blue Hens Mike Corey for a review of the past week's games, a preview of upcoming action, and a series of questions both from the restaurant audience and listeners via call-in.

During the 2002-03 season, live shows are scheduled for Nov. 18, Nov. 25, Dec. 2., Dec. 16, Dec. 30, Jan. 6, Jan. 13, Jan. 20, Jan. 27, Feb. 3, Feb. 10, Feb. 17, Feb. 24 and Mar. 3.

CAA Pre-season Polls

Coaches' Poll	Place	Media Poll
UNC Wilmington	1	UNC Wilmington
George Mason	2	George Mason
VCU	3	Drexel
Drexel	4	VCU
Hofstra	5	DELAWARE
DELAWARE	6	James Madison
James Madison	7	Hofstra
Old Dominion	8	Old Dominion
Towson	9	Towson
William & Mary	10	William & Mary

Pre-season All-CAA

Coaches' Vote

First Team

Brett Blizzard, UNC Wilm.
 Dominic Jones, VCU
 Robert Battle, Drexel
 Rick Apodaca, Hofstra
 Jesse Young, George Mason

First Team

Brett Blizzard, UNC Wilm.
 Dominic Jones, VCU
 Robert Battle, Drexel
 Jesse Young, George Mason
 David Fanning, James Madison

Second Team

David Fanning, James Madison
 Craig Callahan, UNC Wilm.
 Willie Taylor, VCU
 Ricardo Marsh, Old Dominion
 Kenny Adeleke, Hofstra

Craig Callahan, UNC Wilm.
 Willie Taylor, VCU
 Rick Apodaca, Hofstra
 Ricardo Marsh, Old Dominion
 Kenny Adeleke, Hofstra

NOTE: Coaches' voting takes place during the summer, while media vote was at CAAMedia Day in October.

Three-point Facts

As mentioned previously, Delaware has made at least one three-point field goal in each of the last 369 games dating back to Nov. 28, 1990. Bucknell was the last team to hold Delaware without a three-pointer. The Bison held Delaware to 0-for-2 in a 71-62 Bucknell win in East Coast Conference play.

Putting that into proper perspective, sophomore Mike Slattery was age 7 when UD last had a game without a three-point field goal.

In all, Delaware has made at least one three-pointer in all but five games (479 out of 484 games) since the implementation of the three-point line throughout the NCAA in 1986-87. (Some conferences had an experimental line before that.)

One of the five games that UD failed to make a three-point field goal was the very first game the rule was in effect. It wasn't until Delaware's second game against Washington College (MD) that Brad Heckert made the first-ever 3-pt. field goal by a Blue Hen. (It came on Dec. 3, 1986 with 13:43 left in the first half.)

The current streak of 369 games was started by Mark Haughton on Dec. 5, 1990 against St. Francis (PA). He hit a three-pointer from the left wing with 4:22 remaining in the first half. UD lost the game, 72-70. That shot, however, began UD's current string.

Furthermore, UD has connected on 200 or more three-pointers in each of the last four seasons. The Blue Hens hit for 251 in 2000-01, breaking the record of 243 from the season before. When they hit 243 trifectas in 1999-2000, that broke the team record of 207 set in 1998-99. Last year, UD connected from behind the arc 214 times.

UD has made 10 or more 36 times since the rule was implemented, including four times last year and twice this year.

In fact, UD has made five or more three-pointers in 95 of its last 108 games, including 21 of the last 23. (UD had its streak of 13 straight games with five or more three-pointers snapped in the win over E. Washington.)

Second Half "D"

In UD's wins this season, it allowed 30.9 ppg in the second half. In the losses, the number jumped to 42.3 ppg.

As Simple as Making Shots

Delaware's success has really just depended on making baskets lately.

In David Henderson's two-plus seasons, Delaware is 44-33. In that span, **20 of 33 losses have come with UD shooting under 40% from the field (5-20 when shooting less than 40%). In five of Delaware's losses this season, UD has shot less than 40%.**

At the other end of the spectrum, when UD shoots better than 50%, it is 15-1 under Henderson.

This season, UD has shot 44.3% in its wins, but just 37.4% in its losses.

Against the Odds

A quick look at all of the trends and streaks that were bucked and broken in Delaware's loss to Drexel last Thursday night:

- Mike Ames' 31 consecutive made FTs (missed one of two FTs with :05.2 remaining and UD trailing by a point)
- UD had won 47 straight home games when scoring 70 or more points
- UD had beaten Drexel six straight meetings in Newark
- UD had won 70 of 77 at The BCC when leading at the half
- UD was 96-3 over the last six seasons when leading with 2:00 left (40-2 under David Henderson)
- UD was 6-1 in overtime games at The BCC
- UD had won three straight overtime games
- UD had lost consecutive home games just three times in 10-plus seasons at The BCC
- UD had shot 79% from the line inside the 2:00 mark over the last 3-1/2 seasons (it was 2-7 on Thursday)

It Starts with Slattery

Mike Slattery took over the starting point guard slot the second half of last season. The move started paying dividends almost immediately.

Slattery, a native of Philadelphia and product of Germantown Academy, had 94 assists as a freshman, while playing just 19.7 minutes per game. **In the final 12 games last season, Slattery had 58 assists and just 22 turnovers as the starting point guard.**

Slattery has continued that play this season, while his minutes have nearly doubled (from 19.7 to 35.4). He leads the CAA in assists per game at 6.1, and also ranks fifth in steals (1.8), third in assist/TO ratio (2.13) and fifth in three-point field goal percentage (38.7%).

Since taking over the starting slot last season, in 29 starts Slattery has 155 assists and just 69 turnovers... a 2.25 ast./TO ratio.

Slattery has five or more assists in 17 of his last 23 games, including 12 times this season.

Against UNC Greensboro, Slattery had a career-high 15 assists. It was the most by a Blue Hen in 20 years and tied for the second-highest single-game total in school history. It was also a Bob Carpenter Center record.

In that game, Slattery played all 40 minutes and had 15 assists versus just one turnover. **The 15 assists were also one shy of a CAA record.**

Slattery, however, did not stop there. **He had 17 points and 10 assists at Siena. In his 38 minutes, he had just three turnovers.**

In UD's 10 wins, he has 66 assists (6.6 apg).

Slattery can score, too. **He has scored in double-figures in 11 of the last 14 games.** He had a career-high 18 points against Saint Joseph's, and later topped that mark with 22 points against UW-Green Bay.

Of course, distributing the ball is nothing new to Slattery. When he was at Germantown Academy, a big part of his role was getting the ball to a couple of guys by the names of **Matt Walsh**, who is already making a name for himself as a freshman at University of Florida, **Ted Skuchas**, a freshman who is redshirting at Vanderbilt, and **Lee Melchioni**, who is in his freshman season at Duke.

The last time...

UD played overtime...

1/23/2002 vs. Drexel (L 78-83)

UD played double-overtime...

2/18/1994 at Northeastern
(W 89-85)

UD scored 100 pts...

3/4/2001 vs. Northeastern
(W 110-66)

UD allowed 100 pts...

2/26/1995 at New Hamp.
(L 111-113)

UD was held under 50 pts...

1/17/2002 at Penn (L 44-50)

UD held opp. under 50 pts...

11/16/2001 vs. Wichita St.
(W 62-47)

UD made 10 3-pt FGs...

1/23/2002 (11) vs. Drexel
(L 78-83, ot)

UD allowed 10 3-pt FGs...

12/9/2002 (10) vs. Saint Joseph's
(L 59-77)

A Blue Hen scored 25 pts...

Mike Ames (27) vs. E. Washington,
12/27/02

An opp. scored 25 points...

Ricardo Marsh (30), Old Dominion,
1/15/03

A Blue Hen scored 30 pts...

Mike Ames (33) at Drexel,
2/9/02

An opp. scored 30 pts...

Ricardo Marsh (30), Old Dominion,
1/15/03

A Blue Hen scored 35 pts...

Mike Pegues (38) vs. Hartford,
1/16/1999

An opp. scored 35 pts...

Matt Johnson (42), Vermont,
2/16/1991

A Blue Hen scored 40 pts...

Ken Luck (40) vs. West Chester,
1/27/1982

An opp. scored 40 pts...

Matt Johnson (42), Vermont,
2/16/1991

A Blue Hen grabbed 15 reb...

Ryan Iversen (17) vs. LIU,
12/1/2002

A Blue Hen grabbed 20 reb...

Greg Smith (21) vs. Vermont,
1/12/1997

An opp. grabbed 20 reb...

Scott Drapeau (20), New Hamp.,
3/5/1994

A Blue Hen had 10 assists...

Mike Slattery (10) vs. Drexel,
1/23/2002

A Blue Hen had 5 3-pt FGs...

Mike Ames (5-6) vs. Towson,
1/25/2002

No Place Like Home

The Blue Hens certainly love to play at the Bob Carpenter Center.

Nicknamed "The Bob" by the UD student body, **Delaware has won 62 of its last 73 games on its home floor and is 114-30 at home in "The Bob's" 10-plus seasons.**

That success has continued under David Henderson. Delaware is 25-9 at home during Henderson's tenure.

UD has lost consecutive home games just four times since the BCC opened in December 1992 and have never lost three straight at home at the BCC.

While a member of America East, UD was 72-18 against America East members at home. In its first CAA season, UD was 6-3 against conference foes.

However, The Fightin' Blue Hens are successful out of the league, too. UD is 34-7 against non-conference foes at "The Bob", including 20 of the last 23 going back to December 1995 (the losses coming in the aforementioned game with Virginia, nationally-ranked Saint Joseph's last year and Rider this season).

Home Attendance		
Year	Avg.	SO
1992-93	3,696	1
1993-94	3,077	0
1994-95	3,158	1
1995-96	3,499	0
1996-97	3,408	1
1997-98	3,686	1
1998-99	4,815	9
1999-2000	4,989	12
2000-01	4,848	5
2001-02	4,948	6
2002-03	4,658	0

Blue Hens at the BCC		
	Overall	Conf.*
1992-93	11-1	7-1
1993-94	10-3	5-2
1994-95	8-4	6-2
1995-96	10-4	7-3
1996-97	10-5	6-5
1997-98	13-2	11-1
1998-99	13-1	11-1
1999-2000	14-1	10-1
2000-01	12-2	9-2
2001-02	8-4	6-3
2002-03	5-3	2-2
TOTAL	114-30	80-23

*reg. season & tourn. games

Not Just Any 6th Man

Tonight's probable starting line-up has **Ryan Iversen** coming off of the bench. However, that doesn't mean Iversen won't play a lot of minutes.

Iversen had appeared in all 65 games of his UD career before missing the UNC Greensboro game with back spasms. In his career, Iversen has only started seven games... much of that because of his diversity as a guard, and comfort level coming off of the bench.

However, **Iversen has never played less than 14 minutes in 69 career games off of the bench and has played 20 or more minutes in 54 of those 69 games.**

Iversen's coming off the bench made his performance against LIU this season that much more impressive. The 6-3 former linebacker (at U. of Minnesota) recorded a triple-double - the second in UD history - in the win over LIU. He finished with **12 points and career-highs with 17 rebounds and 11 assists in 28 minutes. He actually got the triple-double with 5:14 left... meaning he got the trifecta in 23 minutes.**

Iversen ranks fourth in steals (1.9) in the CAA and is also ninth in rebounding and seventh in free throw shooting.

Iversen in his career as a starter (7 GP)							
Min.	FG	FG%	3-FG	3-%	rpg	apg	ppg
27.0	14-47	29.8	5-23	21.7	4.6	2.8	6.6

Iversen in his career off of the bench (69 GP)							
Min.	FG	FG%	3-FG	3-%	rpg	apg	ppg
23.2	198-487	40.7	81-242	33.5	5.9	2.7	9.2

Ready, Ames... Fire!

Mike Ames led the CAA in three-point field goal shooting last season. Ames hit 73 of 160 from behind the arc (45.6%).

Although he missed several weeks during the pre-season due to a torn meniscus, which contributed to his slow start this season (9-35 from three-point range in the first five games), **Ames had a streak of 18 straight games with at least one three-point field goal** before being shutout by Rider on Dec. 14. **The 18-game string tied for the third-longest in UD history.**

He also began last season by hitting at least one three-point field goal in 14 straight games.

Ames looks like he has started to find his stroke again. **He has a three-pointer in each of the last 12 games. In those 12 games, he has averaged 17.3 ppg, shooting 42.7% from three-point range (35-82),** making up for his 9-35 slow start.

Ames knocked down five three-pointers in both of Delaware's games last week, going 10-16 from behind the arc.

Ames had a streak of 31 made consecutive free throws earlier this season, tied for the fourth longest streak in UD history and in CAA history.

Along with leading the league in free throw percentage (93.5%), Ames is No. 9 in the CAA in scoring at 15.0 ppg. He is also second in three-pointers per game (2.59) and sixth in three-point percentage (37.6%).

Ames is 136-321 from 3-pt. range in 72 career games at Delaware (42.4%), which would rank No. 2 in 3-pt. field goal pct. in school history. His 136 career three-pointers rank him No. 4 in UD history.

Kanga-ROO

No wonder **Rulon Washington's** nickname is "Roo". It might be short for Kanga-ROO.

Washington, a native of Jacksonville, FL, comes to Delaware with a 40-inch vertical leap. He proved that with an ally-oop dunk in UD's exhibition win over a team from Ukraine.

Washington graduated from Edward White HS in the spring of 2001. However, he wasn't recruited by Division I schools (partially because he had four HS coaches in four years), so he chose to stay in Jacksonville and play in Grayson Marshall's midnight league. Marshall, a former Clemson player (1985-88), called Henderson and put him onto "Roo."

Washington began to find his rhythm at Siena. He had a season-high 10 points, snapping out of a shooting slump. Washington went 3-of-6 from the field in 15 second-half minutes, including 2-for-3 from three-point range, to help UD rally for the win.

Not the First from the Island

Anwar Rohan earned a walk-on spot with the squad in pre-season practice.

Rohan, a 6-2 freshman guard, is from St. Thomas, Virgin Islands. However, he is NOT the first UD basketball player from the American Territory. **Elsworth Bowers**, who lettered three seasons at UD (1986-89), hailed from St. Croix, VI.

40-minute Men

In recent seasons, Delaware has been a tough team to beat when it has a halftime lead.

Delaware is 100-15 over the last six seasons (including this one) when leading at the half, including a 31-7 mark during head coach David Henderson's tenure.

That mark gets better when UD is at home. **At the BCC, the Fightin' Blue Hens are 71-8 when leading at the half since the arena opened.** Delaware has won **60 of the last 65 at home** when leading at intermission.

Under David Henderson, Delaware is 19-3 when leading at the half at home.

Daddy's Little Girl

UD assistant coach Billy Martin's daughter, Chantel, is a key member of the Campbell University women's basketball team this season.

Chantel, a sophomore guard, is the Camels' first player off the bench, averaging 6.4 ppg (fourth on the team) and 2.4 rpg in 16.9 minutes per game through the first 16 games of the season.

She tied her season-high with 10 points in 25 minutes as Campbell defeated Samford last Thursday night. She followed that up with seven points and three assists in an overtime win over Belmont on Saturday.

CU (7-9, 3-2 A-Sun) visits Stetson on Thursday.

No Splinters on this Squad

David Henderson has used his bench a lot during his tenure at Delaware.

During Henderson's tenure, the UD bench has scored in double-figures in 72 of 77 games. Currently, Delaware's bench has scored in double-figures in 47 consecutive games. Delaware's bench was last held to less than 10 points on March 10, 2001 by Hofstra (8) in the America East title game.

In six of UD's wins, the Blue Hens scored 32 or more bench points (32, 35, 39, 39, 40, 42).

Last season, UD's bench averaged 28.3 ppg and scored 20 or more points in 27 of 30 games.

This season, 10 players have scored in double-figures for Delaware at least once. The only player that has seen action and not scored in double-figures this year is Robin Wentt, who played in just one game before undergoing season-ending shoulder surgery.

Houdini-like Hens

As of late, the Blue Hens have made some great escapes.

In five of Delaware's wins this season, the Blue Hens have trailed by five points or more in the second half, only to come from behind for the win.

This season, Delaware is 5-0 in games decided by four points or less. Last year, UD was just 2-4 in those games, including three losses in conference play.

Earlier this season, Delaware won three consecutive games by two points or less (at William & Mary, home vs. VCU, and at Old Dominion) - a first in UD's 98 seasons of basketball.

Delaware almost got another one in the loss to UNC Wilmington. Delaware rallied from an 11-point deficit to within 50-49, before the Seahawks pulled away.

	Comeback Wins	
Opp.	Trailed	Final
Penn	32-40, 16:52	60-59
Siena^	57-62, 8:30	87-78
W&M^	57-64, 6:23	74-72
VCU	40-49, 6:40	55-53
ODU^	38-49, 10:50	75-74

^ road game

Charitable Turnaround

After the UNC Greensboro game, Delaware coach David Henderson was furious with his squad for their horrific foul shooting. That has since changed, however.

Following the UNCG game, in which Delaware shot just 13-26 from the line, UD was shooting just 59.6% from the foul line (62-104).

Since then, over the last 11 games, UD is shooting 76.7% from the line (171-223) to raise the season mark up to 71.3%.

Delaware is third in the CAA in free throw shooting.

UD Inks Four to NLI's Early

UD head coach David Henderson announced the signing of four student-athletes during the early NLI signing period.

The Blue Hens have signed NLI commitments from 6-8 F Henry Olawoye (pronounced Oh-luh-way) (St. Mark's Prep [MA]/Woonsocket, RI), 6-7 F Octavius Flowers (Community Christian Academy/Wilson, NC), 6-7 F Herb Courtney (Hatboro-Horsham HS/Horsham, PA), and 6-8 F Lebo (pronounced Lay-bo) Maepa (Durban HS/Johannesburg, South Africa).

Maepa, having graduated from Durban last December, will enroll at UD in January.

Olawoye is a Woonsocket, RI native who enrolled two years ago at St. Mark's Prep School in Southborough, MA, a suburb of Boston. Last season, he earned All-Independent School League honors at St. Mark's, averaging 14.8 and 9.3 rpg. He also earned all-tournament honors at the Boys Club of New York Holiday Classic. He is also a member of St. Mark's baseball squad.

Flowers transferred to Community Christian Academy in Wilson, NC this season after spending the last three seasons at Wayne Country Day School. At Wayne Country Day, he averaged 20.2 points, 11.4 rebounds, 5.9 blocks and 3.1 assists per game as a junior. Last season, playing on the top-ranked high school team in North Carolina with a 22-3 mark, he earned all-conference honors and honorable mention all-state accolades.

Flowers, a native of Goldsboro, NC, also earned all-conference honors as a sophomore, averaging 14.6 ppg, 9.8 rpg and 3.8 bpg as his team was ranked No. 4 in the state. He is ranked as one of the Top 35 players in the Carolinas by *HoopScoop Online*.

Courtney is a native of Hatboro, PA and product of Hatboro-Horsham HS. He averaged 16 points and 10 rebounds per contest and All-Suburban One League honors last season at Hatboro-Horsham. He is ranked as one of the Top 20 players in the Delaware Valley by *HoopScoop Online*.

Gotta' Score 60

With the CAA known as one of the top defensive leagues around, points are at a premium.

With that said, Delaware is 3-18 over the last four seasons (including 1-2 this season) when held to less than 60 points.

Maepa Joins Team

Lebo (Lay-BO) Maepa (MAY-PUH), a native Johannesburg, So. Africa, has joined the squad for the second semester and will spend his redshirt season.

Maepa, a member of the South African national team, signed an NLI during the early period. However, because South African schools run on a different calendar, Maepa has already earned his high school degree from Durban HS in Dec. 2001 and is enrolled in UD's winter session. He will practice and travel with the team.

de Man Returns Home

Freshman forward Machiel de Man had been granted a leave of absence by head coach David Henderson.

Last week, Henderson announced that de Man has decided not to return to Delaware.

"Machiel felt he needed to step away to take care of some personal business and we will respect his wishes," said Henderson.

de Man had not appeared in UD's first seven games.

Working Overtime

All-time, the Fightin' Blue Hens are 38-31 in overtime games, 23-10 in Newark. (A complete list can be found in the UD media guide.)

Delaware is 6-2 in overtime games all-time at the BCC.

Under David Henderson, Delaware is 3-2 in overtime games.

The Blue Hens have not had consecutive overtime games since Feb. 3 & 7, 1973.

In-season Birthdays

Asst. Coach John Moseley turned 26 on Nov. 20

Ryan Iversen turned 23 on Nov. 21

Mike Ames turned 21 on Dec. 23

Mike Slattery turned 20 on Dec. 27

Maurice Sessoms turned 24 on Dec. 28

Rulon Washington turns 20 on Feb. 1

Chris Prothro turns 19 on Feb. 24

Telling Stats

So much of last season's 14-16 mark came down to just making baskets, which hurts when you consider seven losses last year were by six points or less.

In Delaware's 14 wins last season, UD held the opponent to 39.8% from the field, including 32.2% from three-point range. Meanwhile, Delaware shot 44.1% from the field, including 37.8% from three-point range.

On the other side of the ledger, in UD's 16 losses, the opposition shot 45.2% from the field, including 38.2% from behind the three-point line. Meanwhile, UD shot just 38.4% from the field and just 30% from three-point range in losses.

UD was 3-11 last season when it shot under 40% from the field. Under Henderson, UD is 5-20 when shooting 40% or less from the field (incl. 1-5 this season).

Last season, Delaware averaged 73.8 ppg in its 14 wins, but just 60.6 ppg in its 16 losses.

UD was 10-3 when it scored 70 or more points last season.

UD averaged just 11.9 turnovers in its 14 wins. That number, however, jumped to 14.6 per game in its 16 losses.

Milestones & Streaks

Mike Ames...

- Has scored in double-figures in 14 of the last 17.
- Has at least one three-pointer in 12 straight games, 30 of the last 31 and 44 of the last 47 games.
- Has started 42 consec. games... the longest among active UD players.
- At Saint Joseph's, became the 12th Blue Hen to record 100 career three-pointers (61st career game).

Ryan Iversen...

- Had played in all 65 games since coming to UD before missing the UNC Greensboro game (back spasms).
- Ranks ninth at UD in career steals with 128.
- Ranks No. 34 at UD in career rebounds (438).
- Needs 62 rebounds for 500 in his career at UD. (Would become the 25th player and only the second guard at UD to achieve the milestone.)

Maurice Sessoms...

- Has appeared in all 77 games since becoming a Blue Hen. (He has started 60 of those.)

Mike Slattery...

- Has recorded five or more assists in 12 games this season and 17 of the last 23. He has 84 assists and 32 turnovers in the last 14 games (511 minutes).
- Recorded his 100th career assist in just his 32nd career game (vs. LIU this season). Needs just three more for 200 (would be the 19th Blue Hen to achieve the milestone).

- Has scored in double-figures in 11 of the last 14.

- Has played at least 32 minutes in 14 straight games.

UD Team...

- Has made at least one 3-pt. FG in 369 consec. games.
- Has won 73 of 84 games when scoring 35 or more points in the first half over the last six seasons. That includes a 22-5 mark in David Henderson's tenure.
- Has lost 11 of its last 12 games when shooting under 40% from the field.
- Has lost 13 of its last 14 games when the opposition shoots better than 50% from the field.
- Has gotten double-figure points from the bench in 47 straight games.

Updating the Career Lists

CAREER THREE-POINT FIELD GOALS MADE

1. Kestutis Marciulionis (1996-2000)	211
2. Peca Arsic (1994-97)	202
3. Tyrone Perry (1995-99)	170
4. Mike Ames (2000- present)	136
5. Greg Miller (1997-2001)	135
6. John Gordon (1998-2000)	134
7. Brian Pearl (1991-95)	130
8. Robbie Johnson (1991-95)	124
9. Austen Rowland (1999-2002)	122
10. Billy Wells (1999-2001)	112
11. Mark Haughton (1987-91)	110
12. Ricky Deadwyler (1989-93)	104
13. Kevin Blackhurst (1989-93)	91
14. Ryan Iversen (2000-present)	88
15. Tony Tucker (1986-88)	71

CAREER THREE-POINT FIELD GOAL ATT.

1. Kestutis Marciulionis (1996-2000)	611
2. Peca Arsic (1994-97)	502
3. Tyrone Perry (1995-99)	474
4. Greg Miller (1997-2001)	378
5. Austen Rowland (1999-2002)	365
6. Brian Pearl (1991-95)	357
7. Robbie Johnson (1991-95)	323
8. Mike Ames (2000-present)	321
9. John Gordon (1998-2000)	312
10. Mark Haughton (1987-91)	308
11. Billy Wells (1999-2001)	272
12. Ricky Deadwyler (1989-93)	268
13. Ryan Iversen (2000-present)	264
14. Kevin Blackhurst (1989-93)	262
15. Keith Davis (1996-98)	202
16. Tony Tucker (1986-88)	172

CAREER THREE-POINT FIELD GOAL PCT

1. John Gordon (1998-2000)	.430
2. Tony Tucker (1986-88)	.413
3. Billy Wells (1999-2001)	.412
4. Peca Arsic (1994-97)	.402
5. Greg Wheeler (1987-88)	.408
6. Tyrone Perry (1995-99)	.397
7. Donald Dutton (1985-87)	.396
8. Brad Heckert (1983-87)	.389
9. Taurence Chisholm (1984-88)	.388
Ricky Deadwyler (1989-93)	.388

CURRENT PLAYERS:

Mike Ames	423
------------------	-----

CAREER ASSISTS

1. Taurence Chisholm (1984-88) - G	877
2. Brian Pearl (1991-95) - G	501
3. John Staudenmayer (1979-83) - G	416
4. Tyrone Perry (1995-99) - G	376
5. Rob Garner (1993-96) - G	369
6. Tom Campbell (1977-81) - G	360
7. Mark Mancini (1975-79) - G	357
8. Bill Sullivan (1972-74) - G	349
9. Mark Haughton (1987-91) - G	332
10. Rick Meccariello (1976-79) - G	304
11. Austen Rowland (1999-2002) - G	289
12. Mark Murray (1988-92) - G/F	281
13. Mike Pegues (1996-2000) - F	260
14. Keith Davis (1996-98) - G	235
15. Kestutis Marciulionis (1996-2000) - G	234
16. Jon Chamberlain (1981-84) - G	215
17. Ken Helfand (1969-72) - G	207
18. Oscar Jones (1982-86) - F	204

CURRENT PLAYERS:

Mike Slattery	197
----------------------	-----

CAREER FREE THROW PERCENTAGE

1. Dennis Purcell (1974-77)	.893
2. Mark Mancini (1975-79)	.876
3. Ricky Deadwyler (1989-93)	.858
4. John Gordon (1998-2000)	.843
5. Ken Dill (1979-82)	.833
6. Jim Skedzielewski (1971-74)	.827
7. Greg Miller (1997-2001)	.817
8. Tony Tucker (1986-88)	.814
9. Bill Sullivan (1972-75)	.802
10. Jon Chamberlain (1981-84)	.800

CURRENT PLAYERS:

Ryan Iversen - 169-213	.793
-------------------------------	------

CAREER STEALS

1. Taurence Chisholm (1984-88) - G	298
2. Tyrone Perry (1995-99) - G	186
3. Ken Luck (1978-82) - F	173
4. Anthony Wright (1989-92) - F	159
5. Brian Pearl (1991-95) - G	158
6. Oscar Jones (1982-86) - F	149
Mark Murray (1988-92) - F/G	149
8. Kestutis Marciulionis (1996-2000) - G	129
9. Ryan Iversen (2000- present)	128
10. Kevin Blackhurst (1989-92) - G	123
Spencer Dunkley (1989-92)	123
Rob Garner (1993-96) - G	123

CAREER REBOUNDS

1. Spencer Dunkley (1989-92) - C	916
2. Nate Cloud (1960-63) - C	882
3. Greg Smith (1993-97) - F	878
4. Wolfgang Fengler (1971-74) - C	826
5. Mike Pegues (1996-2000) - F	785
6. Frank Wickes (1956-59) - F	755
7. Alex Coles (1988-92) - F	711
8. Jack Waddington (1953-56) - C	699
9. Dave Sysko (1961-64) - F	630
10. Anthony Wright (1989-92) - F	629
11. Mark Murray (1988-92) - G/F	613
12. Frank White (1951-54) - F	612
13. Pete Cloud (1961-64) - F	609
14. Brian Downie (1975-78) - C	607
15. Steve Jennings (1984-88) - C	592
16. Peter Mullenberg (1977-81) - C	591
17. Barry Berger (1984-88) - F	580
18. Denard Montgomery (1988-92) - C	577
19. Jim Kruszinski (1949-52) - C	561
20. Chuck Hamilton (1958-60) - C	553
21. Bill Wagamon (1958-62) - F	549
22. Steve Schlachter (1973-76) - F	540
23. Patrick Evans (1991-96) - C	524
24. Lee Swayze (1970-72) - F	515
25. Ray Crawford (1951-57) - F	499
26. Loren Pratt (1967-71) - F	495
27. John McMillan (1967-70) - C	486
28. Ed Roth (1967-70) - F	480
29. Ken Luck (1978-82) - F	479
30. Peca Arsic (1994-97) - F	461
31. John Weber (1982-86) - F	454
32. Elsworth Bowser (1986-89) - C	450
33. Tim Carr (1979-83) - C	444
34. Ryan Iversen (2000-) - G	438

CAREER BLOCKED SHOTS

1. Spencer Dunkley (1989-93) - C	195
2. John Bennett (1995-99) - C	148
3. Ndongo Ndiaye (1998-2000) - F	110
4. Alex Coles (1988-92) - F	107
5. Pete Mullenberg (1977-81) - C	106
6. Denard Montgomery (1988-92) - C	93
7. Ajmal Basit (2000-01) - F	81
8. Mike Pegues (1996-2000) - F	72
9. Maurice Sessoms (2000- present)	59
10. Patrick Evans (1991-96) - C	51

UD under David Henderson...

- Delaware is 44-33 overall
- Delaware is 28-16 in conf. regular season action
- The Blue Hens are 25-9 at home (Bob Carpenter Center)
- In home openers, Delaware is 3-0
- In season-openers, Delaware is 1-2
- Delaware is 15-1 when it shoots 50% or better from the field
- Delaware is 31-7 when it is leading at halftime (at home, 19-3 when leading at half)
- Delaware is 41-3 when leading or tied with 2:00 to play in regulation
- Delaware is 42-3 when leading or tied with 1:00 to play in regulation
- Delaware is 22-5 when it scores 35 points or more in the first half
- Delaware is shooting 76.9% at the line inside of the 2:00 mark (193-251)
- Delaware is averaging 7.6 three-point field goals per game (585 total)
- Delaware has made 10 or more three-point field goals 16 times
- Delaware is averaging 70.6 ppg (5,439 total)
- Delaware is shooting 43.4% from the field (1932-4454)
- Delaware is shooting 35.8% from three-point range (585-1636)
- Opponents have been held under 60 points 23 times (19-4 in those games)

UD Coaching Records

Mike Brey	99-51	.660
H.B. Shipley	35-19	.648
Fred Emmerson	66-41	.617
Dan Peterson	69-49	.585
Steve Steinwedel	163-121	.574
David Henderson	44-33	.571
Don Harnum	69-57	.548
Joseph Brunansky	24-30	.444
D. Kenneth Stears	7-9	.438
Z. Edmund Prince	7-9	.438
Flucie Stewart	7-9	.438
Samuel Saunders	3-4-1	.438
Irv Wisniewski	111-154	.419
William J. McAvoy	58-83	.411
Stephen Grenda	13-19	.406
Gerald P. Doherty	43-64-1	.402
Ron Rainey	91-147	.382
E. Emery Adkins	14-23	.378
Lyal Clark	6-10	.375
J.J. Rothrock	17-33	.340
William Murray	3-9	.250
Frank Forstburg	6-23	.207



Henderson's Team vs.

Opponent	H	A	Over.
Boston Univ.	1-0	1-0	2-0
Bowling Green	0-0	0-0	0-1
Butler	0-0	0-0	0-1
Charleston So.	0-0	0-0	1-0
C. of Charleston	0-0	0-1	0-1
Delaware St.	1-0	0-0	1-0
Drexel	2-1	0-2	3-3
E. Washington	0-0	0-0	1-0
George Mason	0-1	1-2	1-3
Hartford	1-0	1-0	2-0
High Point	0-0	1-0	1-0
Hofstra	1-1	1-2	2-3
James Madison	1-0	2-0	3-0
La Salle	1-0	0-1	1-1
Long Island Univ.	1-0	0-0	1-0
Loyola (MD)	1-0	0-1	1-1
Maine	0-1	0-1	0-2
New Hampshire	1-0	1-0	2-0
Northeastern	2-0	1-0	3-0
Old Dominion	1-0	1-1	2-1
Pennsylvania	2-0	0-1	2-1
Rider	1-1	0-1	1-2
Saint Joseph's	0-1	0-2	0-3
Siena	0-0	1-0	1-0
Temple	0-0	0-1	0-1
Towson	3-1	1-1	4-2
UNC Greensboro	1-0	0-1	1-1
UNC Wilmington	0-2	1-0	1-3
UW-Green Bay	0-0	0-1	0-1
VCU	2-0	0-1	1-1
Vermont	1-0	1-0	2-0
Wichita State	0-0	0-0	1-0
William & Mary	1-0	1-1	2-1

TOTALS25-9 15-21*44-33

*4-3 on neutral courts

2002-03 Season & Career Highs

2 – Chris Prothro

	2002-03 Season Highs
Points	11 vs. UNC Wilmington, 1/18
Rebounds	7 vs. UNC Wilmington, 1/18
Assists	1, three times
Blocks	n/a
Steals	2 at UW-Green Bay, 12/28
Minutes	22 vs. UNC Wilmington, 1/18
Field Goals	4, twice
Field Goal Att.	8 at UW-Green Bay, 12/28
3-pt. Field Goals	1, five times
3-pt. Field Goal Att.	5 at Siena, 12/21
Free Throws	2 vs. UNC Wilmington, 1/18
Free Throw Att.	2, five times

3 – Mike Slattery

	2002-03 Season Highs	Career Highs
Points	22 at UW-Green Bay, 12/28	same
Rebounds	7 vs. VCU, 1/11	same
Assists	15 vs. UNC Greensboro, 12/19	same
Blocks	1 at Siena, 12/21	1, three times
Steals	5 vs. UNC Wilmington, 1/18	5, twice
Minutes	45 vs. Drexel, 1/23 (ot)	same
Field Goals	8 at UW-Green Bay, 12/28	same
Field Goal Att.	18 at UW-Green Bay, 12/28	same
3-pt. Field Goals	4 at UW-Green Bay, 12/28	same
3-pt. Field Goal Att.	11 at UW-Green Bay, 12/28	same
Free Throws	7 vs. E. Washington, 12/27	same
Free Throw Att.	12 vs. E. Washington, 12/27	same

#10 – Mike Ames

	2002-03 Season Highs	Career Highs
Points	27 vs. E. Washington, 12/27	33 at Drexel, 2/9/02
Rebounds	8 at Old Dominion, 1/15 (ot)	same
Assists	2, three times	3, four times
Blocks	2 at Old Dominion, 1/15 (ot)	same
Steals	4 at Siena, 12/21	4, twice
Minutes	37 at Old Dominion, 1/15 (ot)	same
Field Goals	8, twice	11 at Drexel, 2/9/02
Field Goal Att.	17, three times	18 at Drexel, 2/9/02
3-pt. Field Goals	5, twice	7 at Drexel, 2/9/02
3-pt. Field Goal Att.	12 at Saint Joseph's, 12/9	13 at Drexel, 2/9/02
Free Throws	10 at UW-Green Bay, 12/28	same
Free Throw Att.	10 at UW-Green Bay, 12/28	same

#11 – Anwar Rohan

	2002-03 Season Highs
Points	n/a
Rebounds	n/a
Assists	n/a
Blocks	n/a
Steals	n/a
Minutes	n/a
Field Goals	n/a
Field Goal Att.	n/a
3-pt. Field Goals	n/a
3-pt. Field Goal Att.	n/a
Free Throws	n/a
Free Throw Att.	n/a

#12 – Rulon Washington

	2002-03 Season Highs
Points	10 at Siena, 12/21
Rebounds	3, twice
Assists	1, three times
Blocks	n/a
Steals	1, twice
Minutes	17 at Siena, 12/21
Field Goals	3 at Siena, 12/21
Field Goal Att.	9 vs. Rider, 12/14
3-pt. Field Goals	2 at Siena, 12/21
3-pt. Field Goal Att.	6 at La Salle, 11/22
Free Throws	3 vs. Penn, 12/3
Free Throw Att.	3, twice

#24 – Robin Wentt

	2002-03 Season Highs	Career Highs
Points	3 at La Salle, 11/22	13 vs. Bowling Green, 11/18/01
Rebounds	2 at La Salle, 11/22	8, twice
Assists	4 at La Salle, 11/22	same
Blocks	3 at La Salle, 11/22	4 vs. Towson, 1/23/02
Steals	1 at La Salle, 11/22	2 at George Mason, 12/22/01
Minutes	20 at La Salle, 11/22	31 vs. Bowling Green, 11/18/01
Field Goals	1 at La Salle, 11/22	5 at High Point, 12/6/01
Field Goal Att.	1 at La Salle, 11/22	10 at High Point, 12/6/01
3-pt. Field Goals	n/a	2 vs. Bowling Green, 11/18/01
3-pt. Field Goal Att.	n/a	3 vs. Bowling Green, 11/18/01
Free Throws	1 at La Salle, 11/22	3, twice
Free Throw Att.	3 at La Salle, 11/22	5 vs. Bowling Green, 11/18/01

#30 – Calvin Smith

	2002-03 Season Highs	Career Highs
Points	16 vs. LIU, 12/1	same
Rebounds	8 vs. UNC Greensboro, 12/19	same
Assists	2 at Siena, 12/21	2, three times
Blocks	7 vs. LIU, 12/1	same
Steals	3, twice	same
Minutes	31 vs. LIU, 12/1	same
Field Goals	7 vs. LIU, 12/1	same
Field Goal Att.	12 vs. LIU, 12/1	same
3-pt. Field Goals	n/a	n/a
3-pt. Field Goal Att.	n/a	1 at VCU, 1/14
Free Throws	2, twice	3 vs. Wm. & Mary, 2/20
Free Throw Att.	4 vs. LIU, 12/1	same

#32 – Ryan Iversen

	2002-03 Season Highs	Career Highs
Points	18 at Old Dominion, 1/15 (ot)	20 vs. Northeastern, 3/4/01
Rebounds	17 vs. LIU, 12/1	same
Assists	11 vs. LIU, 12/1	same
Blocks	1 vs. E. Washington, 12/27	1, six times
Steals	4 at Siena, 12/21	5 vs. Northeastern, 1/11/01
Minutes	33 at Old Dominion, 1/15 (ot)	same
Field Goals	5 vs. LIU, 12/1	7 vs. Northeastern, 3/4/01
Field Goal Att.	11 vs. LIU, 12/1	13 vs. C. of Charl. (ot), 12/21/00;
		12 vs. UNC Wilmington, 3/3/02
3-pt. Field Goals	4 vs. Rider, 12/14	4, four times
3-pt. Field Goal Att.	8 vs. Rider, 12/14	8, twice
Free Throws	7 vs. UNC Wilmington, 1/18	9 at Boston U., 2/10/01
Free Throw Att.	9 vs. UNC Wilmington, 1/18	11, twice

#35 – David Lunn

	2002-03 Season Highs	Career Highs
Points	15 vs. Drexel, 1/23	same
Rebounds	8 vs. Towson, 1/25	same
Assists	3 vs. LIU, 12/1	same
Blocks	1, five times	1, six times
Steals	6 vs. Towson, 1/25	same
Minutes	36 vs. Drexel, 1/23	same
Field Goals	5, three times	same
Field Goal Att.	12 vs. Towson, 1/25	same
3-pt. Field Goals	3, twice	same
3-pt. Field Goal Att.	6 at UW-Green Bay, 12/28	same
Free Throws	7 at William & Mary, 1/8	same
Free Throw Att.	8 at William & Mary, 1/8	same

#42 – Dave Hindenlang

	2002-03 Season Highs	Career Highs
Points	10 vs. Rider, 12/14	11 at High Point, 12/6/01
Rebounds	10 vs. E. Washington, 12/27	same
Assists	3 at James Madison, 1/4	same
Blocks	2 vs. Rider, 12/14	3 vs. Loyola (MD), 12/30/01
Steals	5 vs. Penn, 12/3	same
Minutes	34 vs. E. Washington, 12/27	same
Field Goals	4, three times	5 at High Point, 12/6/01
Field Goal Att.	9 vs. UNC Greensboro, 12/19	same
3-pt. Field Goals	n/a	n/a
3-pt. Field Goal Att.	n/a	n/a
Free Throws	2, five times	4 vs. Bowling Green, 11/18/02
Free Throw Att.	4, three times	5 vs. Drexel, 3/2/02

#44 – Maurice Sessoms

	2002-03 Season Highs	Career Highs
Points	21 at Siena, 12/21	same
Rebounds	9 vs. Rider, 12/14	10 vs. La Salle, 11/24/01 (ot)
Assists	2, four times	4, twice
Blocks	2, three times	4 vs. Vermont, 2/22/01
Steals	2, twice	2, three times
Minutes	32 vs. Rider, 12/14	34 vs. La Salle, 11/24/01 (ot)
Field Goals	8 vs. LIU, 12/1	8, three times
Field Goal Att.	13 vs. Rider, 12/14	same
3-pt. Field Goals	n/a	1 vs. Northeastern, 3/4/01
3-pt. Field Goal Att.	n/a	2 vs. Northeastern, 3/4/01
Free Throws	11 at Siena, 12/21	same
Free Throw Att.	12 at Siena, 12/21	same


#52 – Ioannis Xenakis

	2002-03 Season Highs	Career Highs
Points	12 vs. VCU, 1/11	same
Rebounds	5 vs. Towson, 1/25	same
Assists	n/a	n/a
Blocks	1 vs. VCU, 1/11	same
Steals	n/a	n/a
Minutes	23 vs. VCU, 1/11	same
Field Goals	5 vs. VCU, 1/11	same
Field Goal Att.	9, twice	same
3-pt. Field Goals	n/a	n/a
3-pt. Field Goal Att.	n/a	n/a
Free Throws	2, twice	same
Free Throw Att.	4 vs. VCU, 1/11	same

2002-03 Fightin' Blue Hen Miscellaneous Stats

<p>Led in scoring* '02-03 (w-l) Career (w-l) Consec.</p> <table border="0" style="width: 100%;"> <tr><td>Mike Ames</td><td>6 (3-5)</td><td>37(24-13)</td><td>2</td></tr> <tr><td>Maurice Sessoms</td><td>5 (4-1)</td><td>12 (7-5)</td><td></td></tr> <tr><td>Ryan Iversen</td><td>1 (1-0)</td><td>5 (3-2)</td><td></td></tr> <tr><td>Mike Slattery</td><td>4 (1-3)</td><td>4 (1-3)</td><td></td></tr> <tr><td>Ioannis Xenakis</td><td>1 (1-0)</td><td>1 (1-0)</td><td></td></tr> <tr><td>Dave Hindenlang</td><td>- (0-0)</td><td>1 (0-1)</td><td></td></tr> </table> <p><i>* includes games tied for team-high</i></p>	Mike Ames	6 (3-5)	37(24-13)	2	Maurice Sessoms	5 (4-1)	12 (7-5)		Ryan Iversen	1 (1-0)	5 (3-2)		Mike Slattery	4 (1-3)	4 (1-3)		Ioannis Xenakis	1 (1-0)	1 (1-0)		Dave Hindenlang	- (0-0)	1 (0-1)		<p>2002-03 Margins Wins Losses</p> <table border="0" style="width: 100%;"> <tr><td>1</td><td>2</td><td></td></tr> <tr><td>2</td><td>2</td><td></td></tr> <tr><td>3</td><td>1</td><td></td></tr> <tr><td>4</td><td></td><td></td></tr> <tr><td>5</td><td></td><td>1</td></tr> <tr><td>6</td><td></td><td>2</td></tr> <tr><td>7</td><td></td><td></td></tr> <tr><td>8</td><td></td><td></td></tr> <tr><td>9</td><td>1</td><td></td></tr> <tr><td>10</td><td>1</td><td>2</td></tr> <tr><td>11-15</td><td>2</td><td></td></tr> <tr><td>16-19</td><td></td><td>2</td></tr> <tr><td>20+</td><td>1</td><td></td></tr> </table> <p>Largest lead: 29 vs. Long Island University (final) Largest deficit: 23 at Saint Joseph's (65-42, 6:53, 2nd)</p> <p>Starting Line-ups (in order of first used)</p> <table border="0" style="width: 100%;"> <tr><td>Slattery, Sessoms, Wentt, Iversen, Ames</td><td>0-1</td></tr> <tr><td>Slattery, Ames, Lunn, Smith, Hindenlang</td><td>5-4</td></tr> <tr><td>Slattery, Ames, Prothro, Smith, Hindenlang</td><td>4-2</td></tr> <tr><td>Slattery, Ames, Xenakis, Sessoms, Lunn</td><td>1-0</td></tr> </table>	1	2		2	2		3	1		4			5		1	6		2	7			8			9	1		10	1	2	11-15	2		16-19		2	20+	1		Slattery, Sessoms, Wentt, Iversen, Ames	0-1	Slattery, Ames, Lunn, Smith, Hindenlang	5-4	Slattery, Ames, Prothro, Smith, Hindenlang	4-2	Slattery, Ames, Xenakis, Sessoms, Lunn	1-0	<p>All-time under David Henderson, UD is...</p> <table border="0" style="width: 100%;"> <tr><td>overall</td><td>44-33</td></tr> <tr><td>in conference play (reg. season)</td><td>28-16</td></tr> <tr><td>vs. conference teams</td><td>31-18</td></tr> <tr><td>at home</td><td>25-9</td></tr> <tr><td>on the road</td><td>15-21</td></tr> <tr><td>on neutral courts</td><td>4-3</td></tr> <tr><td>home conf. games</td><td>15-7</td></tr> <tr><td>road conf. games</td><td>13-9</td></tr> <tr><td>conf. tourn. games</td><td>3-2</td></tr> <tr><td>50% or better FG</td><td>15-1</td></tr> <tr><td>less than 50% FG</td><td>29-33</td></tr> <tr><td>Opp. shoots 50% FG or better</td><td>1-13</td></tr> <tr><td>Opp. shoots less than 50% FG</td><td>43-20</td></tr> <tr><td>when scoring 70+</td><td>32-8</td></tr> <tr><td>when scoring less than 70</td><td>12-25</td></tr> <tr><td>when opp. score 70+</td><td>14-19</td></tr> <tr><td>when opp. score less than 70</td><td>30-14</td></tr> <tr><td>when leading at half</td><td>31-7</td></tr> <tr><td>when trailing at half</td><td>8-22</td></tr> <tr><td>when tied at half</td><td>5-4</td></tr> <tr><td>in overtime games</td><td>3-2</td></tr> <tr><td>more or equal turnovers</td><td>26-25</td></tr> <tr><td>less turnovers than opp.</td><td>18-8</td></tr> <tr><td>outbounding or equal reb.</td><td>27-16</td></tr> <tr><td>outbounded by opp.</td><td>17-17</td></tr> <tr><td>when leading/tied with 2:00 left</td><td>41-3</td></tr> <tr><td>when leading/tied with 1:00 left</td><td>42-3</td></tr> <tr><td>when trailing with 2:00 left</td><td>3-30</td></tr> <tr><td>when trailing with 1:00 left</td><td>2-30</td></tr> <tr><td>in November</td><td>4-7</td></tr> <tr><td>in December</td><td>11-9</td></tr> <tr><td>in January</td><td>16-10</td></tr> <tr><td>in February</td><td>10-5</td></tr> <tr><td>in March</td><td>3-2</td></tr> <tr><td>in night games</td><td>37-25</td></tr> <tr><td>in day games</td><td>7-8</td></tr> <tr><td>on Monday</td><td>2-5</td></tr> <tr><td>on Tuesday</td><td>1-0</td></tr> <tr><td>on Wednesday</td><td>6-4</td></tr> <tr><td>on Thursday</td><td>11-4</td></tr> <tr><td>on Friday</td><td>2-1</td></tr> <tr><td>on Saturday</td><td>19-16</td></tr> <tr><td>on Sunday</td><td>3-4</td></tr> <tr><td>vs. America East teams</td><td>16-5</td></tr> <tr><td>vs. Atlantic 10 teams</td><td>1-5</td></tr> <tr><td>vs. Big South teams</td><td>2-0</td></tr> <tr><td>vs. Big Sky teams</td><td>1-0</td></tr> <tr><td>vs. CAAtteams</td><td>15-14</td></tr> <tr><td>vs. Horizon League teams</td><td>0-2</td></tr> <tr><td>vs. Ivy League teams</td><td>2-1</td></tr> <tr><td>vs. MAAC teams</td><td>3-3</td></tr> <tr><td>vs. MEAC teams</td><td>1-0</td></tr> <tr><td>vs. Mid-American Conf. teams</td><td>0-1</td></tr> <tr><td>vs. Missouri Valley Conf. teams</td><td>1-0</td></tr> <tr><td>vs. Northeast Conference teams</td><td>1-0</td></tr> <tr><td>vs. Southern Conference teams</td><td>1-2</td></tr> </table>	overall	44-33	in conference play (reg. season)	28-16	vs. conference teams	31-18	at home	25-9	on the road	15-21	on neutral courts	4-3	home conf. games	15-7	road conf. games	13-9	conf. tourn. games	3-2	50% or better FG	15-1	less than 50% FG	29-33	Opp. shoots 50% FG or better	1-13	Opp. shoots less than 50% FG	43-20	when scoring 70+	32-8	when scoring less than 70	12-25	when opp. score 70+	14-19	when opp. score less than 70	30-14	when leading at half	31-7	when trailing at half	8-22	when tied at half	5-4	in overtime games	3-2	more or equal turnovers	26-25	less turnovers than opp.	18-8	outbounding or equal reb.	27-16	outbounded by opp.	17-17	when leading/tied with 2:00 left	41-3	when leading/tied with 1:00 left	42-3	when trailing with 2:00 left	3-30	when trailing with 1:00 left	2-30	in November	4-7	in December	11-9	in January	16-10	in February	10-5	in March	3-2	in night games	37-25	in day games	7-8	on Monday	2-5	on Tuesday	1-0	on Wednesday	6-4	on Thursday	11-4	on Friday	2-1	on Saturday	19-16	on Sunday	3-4	vs. America East teams	16-5	vs. Atlantic 10 teams	1-5	vs. Big South teams	2-0	vs. Big Sky teams	1-0	vs. CAAtteams	15-14	vs. Horizon League teams	0-2	vs. Ivy League teams	2-1	vs. MAAC teams	3-3	vs. MEAC teams	1-0	vs. Mid-American Conf. teams	0-1	vs. Missouri Valley Conf. teams	1-0	vs. Northeast Conference teams	1-0	vs. Southern Conference teams	1-2																												
Mike Ames	6 (3-5)	37(24-13)	2																																																																																																																																																																																																																		
Maurice Sessoms	5 (4-1)	12 (7-5)																																																																																																																																																																																																																			
Ryan Iversen	1 (1-0)	5 (3-2)																																																																																																																																																																																																																			
Mike Slattery	4 (1-3)	4 (1-3)																																																																																																																																																																																																																			
Ioannis Xenakis	1 (1-0)	1 (1-0)																																																																																																																																																																																																																			
Dave Hindenlang	- (0-0)	1 (0-1)																																																																																																																																																																																																																			
1	2																																																																																																																																																																																																																				
2	2																																																																																																																																																																																																																				
3	1																																																																																																																																																																																																																				
4																																																																																																																																																																																																																					
5		1																																																																																																																																																																																																																			
6		2																																																																																																																																																																																																																			
7																																																																																																																																																																																																																					
8																																																																																																																																																																																																																					
9	1																																																																																																																																																																																																																				
10	1	2																																																																																																																																																																																																																			
11-15	2																																																																																																																																																																																																																				
16-19		2																																																																																																																																																																																																																			
20+	1																																																																																																																																																																																																																				
Slattery, Sessoms, Wentt, Iversen, Ames	0-1																																																																																																																																																																																																																				
Slattery, Ames, Lunn, Smith, Hindenlang	5-4																																																																																																																																																																																																																				
Slattery, Ames, Prothro, Smith, Hindenlang	4-2																																																																																																																																																																																																																				
Slattery, Ames, Xenakis, Sessoms, Lunn	1-0																																																																																																																																																																																																																				
overall	44-33																																																																																																																																																																																																																				
in conference play (reg. season)	28-16																																																																																																																																																																																																																				
vs. conference teams	31-18																																																																																																																																																																																																																				
at home	25-9																																																																																																																																																																																																																				
on the road	15-21																																																																																																																																																																																																																				
on neutral courts	4-3																																																																																																																																																																																																																				
home conf. games	15-7																																																																																																																																																																																																																				
road conf. games	13-9																																																																																																																																																																																																																				
conf. tourn. games	3-2																																																																																																																																																																																																																				
50% or better FG	15-1																																																																																																																																																																																																																				
less than 50% FG	29-33																																																																																																																																																																																																																				
Opp. shoots 50% FG or better	1-13																																																																																																																																																																																																																				
Opp. shoots less than 50% FG	43-20																																																																																																																																																																																																																				
when scoring 70+	32-8																																																																																																																																																																																																																				
when scoring less than 70	12-25																																																																																																																																																																																																																				
when opp. score 70+	14-19																																																																																																																																																																																																																				
when opp. score less than 70	30-14																																																																																																																																																																																																																				
when leading at half	31-7																																																																																																																																																																																																																				
when trailing at half	8-22																																																																																																																																																																																																																				
when tied at half	5-4																																																																																																																																																																																																																				
in overtime games	3-2																																																																																																																																																																																																																				
more or equal turnovers	26-25																																																																																																																																																																																																																				
less turnovers than opp.	18-8																																																																																																																																																																																																																				
outbounding or equal reb.	27-16																																																																																																																																																																																																																				
outbounded by opp.	17-17																																																																																																																																																																																																																				
when leading/tied with 2:00 left	41-3																																																																																																																																																																																																																				
when leading/tied with 1:00 left	42-3																																																																																																																																																																																																																				
when trailing with 2:00 left	3-30																																																																																																																																																																																																																				
when trailing with 1:00 left	2-30																																																																																																																																																																																																																				
in November	4-7																																																																																																																																																																																																																				
in December	11-9																																																																																																																																																																																																																				
in January	16-10																																																																																																																																																																																																																				
in February	10-5																																																																																																																																																																																																																				
in March	3-2																																																																																																																																																																																																																				
in night games	37-25																																																																																																																																																																																																																				
in day games	7-8																																																																																																																																																																																																																				
on Monday	2-5																																																																																																																																																																																																																				
on Tuesday	1-0																																																																																																																																																																																																																				
on Wednesday	6-4																																																																																																																																																																																																																				
on Thursday	11-4																																																																																																																																																																																																																				
on Friday	2-1																																																																																																																																																																																																																				
on Saturday	19-16																																																																																																																																																																																																																				
on Sunday	3-4																																																																																																																																																																																																																				
vs. America East teams	16-5																																																																																																																																																																																																																				
vs. Atlantic 10 teams	1-5																																																																																																																																																																																																																				
vs. Big South teams	2-0																																																																																																																																																																																																																				
vs. Big Sky teams	1-0																																																																																																																																																																																																																				
vs. CAAtteams	15-14																																																																																																																																																																																																																				
vs. Horizon League teams	0-2																																																																																																																																																																																																																				
vs. Ivy League teams	2-1																																																																																																																																																																																																																				
vs. MAAC teams	3-3																																																																																																																																																																																																																				
vs. MEAC teams	1-0																																																																																																																																																																																																																				
vs. Mid-American Conf. teams	0-1																																																																																																																																																																																																																				
vs. Missouri Valley Conf. teams	1-0																																																																																																																																																																																																																				
vs. Northeast Conference teams	1-0																																																																																																																																																																																																																				
vs. Southern Conference teams	1-2																																																																																																																																																																																																																				
<p>Double-digit pts. '02-03 (w-l) Career (w-l) Consec.</p> <table border="0" style="width: 100%;"> <tr><td>Mike Ames</td><td>14 (9-5)</td><td>37(24-13)</td><td>2</td></tr> <tr><td>Ryan Iversen</td><td>10 (5-5)</td><td>30(19-11)</td><td>4</td></tr> <tr><td>Maurice Sessoms</td><td>7 (6-1)</td><td>29(21-8)</td><td></td></tr> <tr><td>Mike Slattery</td><td>11 (5-6)</td><td>14 (8-6)</td><td></td></tr> <tr><td>David Lunn</td><td>5 (3-2)</td><td>5 (3-2)</td><td>2</td></tr> <tr><td>Dave Hindenlang</td><td>1 (0-1)</td><td>4 (2-2)</td><td></td></tr> <tr><td>Robin Wentt</td><td>- (0-0)</td><td>3 (2-1)</td><td></td></tr> <tr><td>Calvin Smith</td><td>2 (2-0)</td><td>2 (2-0)</td><td></td></tr> <tr><td>Chris Prothro</td><td>1 (0-1)</td><td>1 (0-1)</td><td></td></tr> <tr><td>Ioannis Xenakis</td><td>1 (1-0)</td><td>1 (1-0)</td><td></td></tr> <tr><td>Rulon Washington</td><td>1 (1-0)</td><td>1 (1-0)</td><td></td></tr> </table> <p>20-plus pts. '02-03 (w-l) Career (w-l)</p> <table border="0" style="width: 100%;"> <tr><td>Mike Ames</td><td>4 (3-1)</td><td>8 (4-4)</td></tr> <tr><td>Maurice Sessoms</td><td>1 (1-0)</td><td>1 (1-0)</td></tr> <tr><td>Mike Slattery</td><td>1 (0-1)</td><td>1 (0-1)</td></tr> <tr><td>Ryan Iversen</td><td>- (0-0)</td><td>1 (1-0)</td></tr> </table> <p>Dunks '02-03 Career</p> <table border="0" style="width: 100%;"> <tr><td>Robin Wentt</td><td>-</td><td>14</td></tr> <tr><td>Maurice Sessoms</td><td>-</td><td>11</td></tr> <tr><td>Calvin Smith</td><td>5</td><td>6</td></tr> <tr><td>Chris Prothro</td><td>1</td><td>1</td></tr> <tr><td>David Lunn</td><td>-</td><td>1</td></tr> </table> <p>Led in rebound.* '02-03 Career Consec.</p> <table border="0" style="width: 100%;"> <tr><td>Ryan Iversen</td><td>8</td><td>24</td><td></td></tr> <tr><td>Maurice Sessoms</td><td>1</td><td>11</td><td></td></tr> <tr><td>Dave Hindenlang</td><td>5</td><td>6</td><td></td></tr> <tr><td>Robin Wentt</td><td>-</td><td>3</td><td></td></tr> <tr><td>Calvin Smith</td><td>3</td><td>3</td><td></td></tr> <tr><td>David Lunn</td><td>1</td><td>1</td><td>1</td></tr> <tr><td>Mike Ames</td><td>1</td><td>1</td><td></td></tr> <tr><td>Chris Prothro</td><td>1</td><td>1</td><td></td></tr> </table> <p><i>* includes games tied for team-high</i></p>	Mike Ames	14 (9-5)	37(24-13)	2	Ryan Iversen	10 (5-5)	30(19-11)	4	Maurice Sessoms	7 (6-1)	29(21-8)		Mike Slattery	11 (5-6)	14 (8-6)		David Lunn	5 (3-2)	5 (3-2)	2	Dave Hindenlang	1 (0-1)	4 (2-2)		Robin Wentt	- (0-0)	3 (2-1)		Calvin Smith	2 (2-0)	2 (2-0)		Chris Prothro	1 (0-1)	1 (0-1)		Ioannis Xenakis	1 (1-0)	1 (1-0)		Rulon Washington	1 (1-0)	1 (1-0)		Mike Ames	4 (3-1)	8 (4-4)	Maurice Sessoms	1 (1-0)	1 (1-0)	Mike Slattery	1 (0-1)	1 (0-1)	Ryan Iversen	- (0-0)	1 (1-0)	Robin Wentt	-	14	Maurice Sessoms	-	11	Calvin Smith	5	6	Chris Prothro	1	1	David Lunn	-	1	Ryan Iversen	8	24		Maurice Sessoms	1	11		Dave Hindenlang	5	6		Robin Wentt	-	3		Calvin Smith	3	3		David Lunn	1	1	1	Mike Ames	1	1		Chris Prothro	1	1		<p>2002-03 FT Shooting inside final 2:00 of regulation</p> <table border="0" style="width: 100%;"> <thead> <tr> <th>Game-by-Game</th> <th>FT-FTA</th> <th>Game Result</th> </tr> </thead> <tbody> <tr><td>at La Salle</td><td>0-2</td><td>L 56-73</td></tr> <tr><td>LIU</td><td>0-1</td><td>W 87-58</td></tr> <tr><td>Penn</td><td>2-3</td><td>W 60-59</td></tr> <tr><td>at Saint Joseph's</td><td>0-0</td><td>L 59-77</td></tr> <tr><td>Rider</td><td>0-0</td><td>L 60-70</td></tr> <tr><td>UNCGreensboro</td><td>6-10</td><td>W 74-71</td></tr> <tr><td>at Siena</td><td>9-10</td><td>W 87-78</td></tr> <tr><td>vs. E. Washington</td><td>7-8</td><td>W 66-56</td></tr> <tr><td>at UW-Green Bay</td><td>2-2</td><td>L 82-88</td></tr> <tr><td>at George Mason</td><td>0-0</td><td>L 67-77</td></tr> <tr><td>at James Madison</td><td>2-2</td><td>W 69-54</td></tr> <tr><td>at William & Mary</td><td>4-4</td><td>W 74-72</td></tr> <tr><td>VCU</td><td>0-0</td><td>W 55-53</td></tr> <tr><td>at Old Dominion ^</td><td>3-6</td><td>W 75-74 (ot)</td></tr> <tr><td>UNC Wilmington</td><td>1-2</td><td>L 62-68</td></tr> <tr><td>Drexel ^</td><td>2-7</td><td>L 78-83 (ot)</td></tr> <tr><td>Towson</td><td>3-4</td><td>W 74-60</td></tr> </tbody> </table> <p>2002-03 Total 41-61 67.2% 2001-02 Total 82-101 81.2% 2000-01 Total 70-89 78.7% 1999-2000 Total 144-180 80.0%</p> <p>^ includes overtime period</p>	Game-by-Game	FT-FTA	Game Result	at La Salle	0-2	L 56-73	LIU	0-1	W 87-58	Penn	2-3	W 60-59	at Saint Joseph's	0-0	L 59-77	Rider	0-0	L 60-70	UNCGreensboro	6-10	W 74-71	at Siena	9-10	W 87-78	vs. E. Washington	7-8	W 66-56	at UW-Green Bay	2-2	L 82-88	at George Mason	0-0	L 67-77	at James Madison	2-2	W 69-54	at William & Mary	4-4	W 74-72	VCU	0-0	W 55-53	at Old Dominion ^	3-6	W 75-74 (ot)	UNC Wilmington	1-2	L 62-68	Drexel ^	2-7	L 78-83 (ot)	Towson	3-4	W 74-60	<p>2002-03 Bench Scoring</p> <table border="0" style="width: 100%;"> <thead> <tr> <th>Game-by-Game</th> <th>UD-Opp.</th> <th>Game Result</th> </tr> </thead> <tbody> <tr><td>at La Salle</td><td>12-31</td><td>L 56-73</td></tr> <tr><td>LIU</td><td>40-20</td><td>W 87-58</td></tr> <tr><td>Penn</td><td>39-14</td><td>W 60-59</td></tr> <tr><td>at Saint Joseph's</td><td>13-24</td><td>L 59-77</td></tr> <tr><td>Rider</td><td>31-14</td><td>L 60-70</td></tr> <tr><td>UNCGreensboro</td><td>13-18</td><td>W 74-71</td></tr> <tr><td>at Siena</td><td>42-24</td><td>W 87-78</td></tr> <tr><td>vs. E. Washington</td><td>18-11</td><td>W 66-56</td></tr> <tr><td>at UW-Green Bay</td><td>24-24</td><td>L 82-88</td></tr> <tr><td>at George Mason</td><td>15-7</td><td>L 67-77</td></tr> <tr><td>at James Madison</td><td>20-19</td><td>W 69-54</td></tr> <tr><td>at William & Mary</td><td>39-26</td><td>W 74-72</td></tr> <tr><td>VCU</td><td>32-14</td><td>W 55-53</td></tr> <tr><td>at Old Dominion</td><td>35-20</td><td>W 75-74 (ot)</td></tr> <tr><td>UNC Wilmington</td><td>23-11</td><td>L 62-68</td></tr> <tr><td>Drexel</td><td>38-30</td><td>L 78-83</td></tr> <tr><td>Towson</td><td>28-19</td><td>W 74-60</td></tr> </tbody> </table> <p>2002-03 Total 462-326 2002-03 Avg. 27.2-19.2</p> <p>2001-02 Total 848-492 2001-02 Avg. 28.3 - 16.4</p>	Game-by-Game	UD-Opp.	Game Result	at La Salle	12-31	L 56-73	LIU	40-20	W 87-58	Penn	39-14	W 60-59	at Saint Joseph's	13-24	L 59-77	Rider	31-14	L 60-70	UNCGreensboro	13-18	W 74-71	at Siena	42-24	W 87-78	vs. E. Washington	18-11	W 66-56	at UW-Green Bay	24-24	L 82-88	at George Mason	15-7	L 67-77	at James Madison	20-19	W 69-54	at William & Mary	39-26	W 74-72	VCU	32-14	W 55-53	at Old Dominion	35-20	W 75-74 (ot)	UNC Wilmington	23-11	L 62-68	Drexel	38-30	L 78-83	Towson	28-19	W 74-60
Mike Ames	14 (9-5)	37(24-13)	2																																																																																																																																																																																																																		
Ryan Iversen	10 (5-5)	30(19-11)	4																																																																																																																																																																																																																		
Maurice Sessoms	7 (6-1)	29(21-8)																																																																																																																																																																																																																			
Mike Slattery	11 (5-6)	14 (8-6)																																																																																																																																																																																																																			
David Lunn	5 (3-2)	5 (3-2)	2																																																																																																																																																																																																																		
Dave Hindenlang	1 (0-1)	4 (2-2)																																																																																																																																																																																																																			
Robin Wentt	- (0-0)	3 (2-1)																																																																																																																																																																																																																			
Calvin Smith	2 (2-0)	2 (2-0)																																																																																																																																																																																																																			
Chris Prothro	1 (0-1)	1 (0-1)																																																																																																																																																																																																																			
Ioannis Xenakis	1 (1-0)	1 (1-0)																																																																																																																																																																																																																			
Rulon Washington	1 (1-0)	1 (1-0)																																																																																																																																																																																																																			
Mike Ames	4 (3-1)	8 (4-4)																																																																																																																																																																																																																			
Maurice Sessoms	1 (1-0)	1 (1-0)																																																																																																																																																																																																																			
Mike Slattery	1 (0-1)	1 (0-1)																																																																																																																																																																																																																			
Ryan Iversen	- (0-0)	1 (1-0)																																																																																																																																																																																																																			
Robin Wentt	-	14																																																																																																																																																																																																																			
Maurice Sessoms	-	11																																																																																																																																																																																																																			
Calvin Smith	5	6																																																																																																																																																																																																																			
Chris Prothro	1	1																																																																																																																																																																																																																			
David Lunn	-	1																																																																																																																																																																																																																			
Ryan Iversen	8	24																																																																																																																																																																																																																			
Maurice Sessoms	1	11																																																																																																																																																																																																																			
Dave Hindenlang	5	6																																																																																																																																																																																																																			
Robin Wentt	-	3																																																																																																																																																																																																																			
Calvin Smith	3	3																																																																																																																																																																																																																			
David Lunn	1	1	1																																																																																																																																																																																																																		
Mike Ames	1	1																																																																																																																																																																																																																			
Chris Prothro	1	1																																																																																																																																																																																																																			
Game-by-Game	FT-FTA	Game Result																																																																																																																																																																																																																			
at La Salle	0-2	L 56-73																																																																																																																																																																																																																			
LIU	0-1	W 87-58																																																																																																																																																																																																																			
Penn	2-3	W 60-59																																																																																																																																																																																																																			
at Saint Joseph's	0-0	L 59-77																																																																																																																																																																																																																			
Rider	0-0	L 60-70																																																																																																																																																																																																																			
UNCGreensboro	6-10	W 74-71																																																																																																																																																																																																																			
at Siena	9-10	W 87-78																																																																																																																																																																																																																			
vs. E. Washington	7-8	W 66-56																																																																																																																																																																																																																			
at UW-Green Bay	2-2	L 82-88																																																																																																																																																																																																																			
at George Mason	0-0	L 67-77																																																																																																																																																																																																																			
at James Madison	2-2	W 69-54																																																																																																																																																																																																																			
at William & Mary	4-4	W 74-72																																																																																																																																																																																																																			
VCU	0-0	W 55-53																																																																																																																																																																																																																			
at Old Dominion ^	3-6	W 75-74 (ot)																																																																																																																																																																																																																			
UNC Wilmington	1-2	L 62-68																																																																																																																																																																																																																			
Drexel ^	2-7	L 78-83 (ot)																																																																																																																																																																																																																			
Towson	3-4	W 74-60																																																																																																																																																																																																																			
Game-by-Game	UD-Opp.	Game Result																																																																																																																																																																																																																			
at La Salle	12-31	L 56-73																																																																																																																																																																																																																			
LIU	40-20	W 87-58																																																																																																																																																																																																																			
Penn	39-14	W 60-59																																																																																																																																																																																																																			
at Saint Joseph's	13-24	L 59-77																																																																																																																																																																																																																			
Rider	31-14	L 60-70																																																																																																																																																																																																																			
UNCGreensboro	13-18	W 74-71																																																																																																																																																																																																																			
at Siena	42-24	W 87-78																																																																																																																																																																																																																			
vs. E. Washington	18-11	W 66-56																																																																																																																																																																																																																			
at UW-Green Bay	24-24	L 82-88																																																																																																																																																																																																																			
at George Mason	15-7	L 67-77																																																																																																																																																																																																																			
at James Madison	20-19	W 69-54																																																																																																																																																																																																																			
at William & Mary	39-26	W 74-72																																																																																																																																																																																																																			
VCU	32-14	W 55-53																																																																																																																																																																																																																			
at Old Dominion	35-20	W 75-74 (ot)																																																																																																																																																																																																																			
UNC Wilmington	23-11	L 62-68																																																																																																																																																																																																																			
Drexel	38-30	L 78-83																																																																																																																																																																																																																			
Towson	28-19	W 74-60																																																																																																																																																																																																																			
<p>Double-digit reb. '02-03 Career</p> <table border="0" style="width: 100%;"> <tr><td>Ryan Iversen</td><td>3</td><td>10</td></tr> <tr><td>Dave Hindenlang</td><td>1</td><td>1</td></tr> <tr><td>Maurice Sessoms</td><td>-</td><td>1</td></tr> </table> <p>Double-digit ast. '02-03 Career</p> <table border="0" style="width: 100%;"> <tr><td>Mike Slattery</td><td>3</td><td>3</td></tr> <tr><td>Ryan Iversen</td><td>1</td><td>1</td></tr> </table> <p>Double-Doubles '02-03 Career</p> <table border="0" style="width: 100%;"> <tr><td>Ryan Iversen</td><td>2</td><td>4</td></tr> <tr><td>Mike Slattery</td><td>3</td><td>3</td></tr> <tr><td>Maurice Sessoms</td><td>-</td><td>1</td></tr> </table> <p>Triple-Doubles '02-03 Career</p> <table border="0" style="width: 100%;"> <tr><td>Ryan Iversen</td><td>1</td><td>1</td></tr> </table> <p>Consec. Games Played</p> <table border="0" style="width: 100%;"> <tr><td>Maurice Sessoms</td><td>77</td><td>---</td></tr> <tr><td>Dave Hindenlang</td><td>61</td><td>CD - 1/13/01</td></tr> <tr><td>Mike Ames</td><td>56</td><td>CD - 2/4/01</td></tr> <tr><td>Mike Slattery</td><td>47</td><td>---</td></tr> <tr><td>Calvin Smith</td><td>23</td><td>CD - 12/13/02</td></tr> <tr><td>David Lunn</td><td>17</td><td>---</td></tr> <tr><td>Rulon Washington</td><td>17</td><td>---</td></tr> <tr><td>Chris Prothro</td><td>12</td><td>CD - 12/14/02</td></tr> <tr><td>Ryan Iversen</td><td>11</td><td>INJ - 12/19/02</td></tr> <tr><td>Ioannis Xenakis</td><td>7</td><td>CD/SICK - 1/4/03</td></tr> </table> <p>Consec. Games Started</p> <table border="0" style="width: 100%;"> <tr><td>Mike Ames</td><td>42</td><td>First start 12/6/01</td></tr> <tr><td>Mike Slattery</td><td>29</td><td>First start 1/26/02</td></tr> <tr><td>Maurice Sessoms</td><td>1</td><td>CD - 1/23/03</td></tr> <tr><td>Ioannis Xenakis</td><td>1</td><td>First start 1/25/03</td></tr> <tr><td>David Lunn</td><td>1</td><td>CD - 1/23/03</td></tr> </table>	Ryan Iversen	3	10	Dave Hindenlang	1	1	Maurice Sessoms	-	1	Mike Slattery	3	3	Ryan Iversen	1	1	Ryan Iversen	2	4	Mike Slattery	3	3	Maurice Sessoms	-	1	Ryan Iversen	1	1	Maurice Sessoms	77	---	Dave Hindenlang	61	CD - 1/13/01	Mike Ames	56	CD - 2/4/01	Mike Slattery	47	---	Calvin Smith	23	CD - 12/13/02	David Lunn	17	---	Rulon Washington	17	---	Chris Prothro	12	CD - 12/14/02	Ryan Iversen	11	INJ - 12/19/02	Ioannis Xenakis	7	CD/SICK - 1/4/03	Mike Ames	42	First start 12/6/01	Mike Slattery	29	First start 1/26/02	Maurice Sessoms	1	CD - 1/23/03	Ioannis Xenakis	1	First start 1/25/03	David Lunn	1	CD - 1/23/03	<p>Consec. Games with a 3-pt. FG</p> <table border="0" style="width: 100%;"> <tr><td>Mike Ames</td><td>12</td><td>0-4 (Rider, 12/14)</td></tr> <tr><td>Mike Slattery</td><td>4</td><td>0-1 (VCU, 1/11)</td></tr> <tr><td>Ryan Iversen</td><td>4</td><td>0-1 (VCU, 1/11)</td></tr> <tr><td>David Lunn</td><td>2</td><td>0-1 (UNC Wilm., 1/18)</td></tr> </table>	Mike Ames	12	0-4 (Rider, 12/14)	Mike Slattery	4	0-1 (VCU, 1/11)	Ryan Iversen	4	0-1 (VCU, 1/11)	David Lunn	2	0-1 (UNC Wilm., 1/18)																																																																																																																																
Ryan Iversen	3	10																																																																																																																																																																																																																			
Dave Hindenlang	1	1																																																																																																																																																																																																																			
Maurice Sessoms	-	1																																																																																																																																																																																																																			
Mike Slattery	3	3																																																																																																																																																																																																																			
Ryan Iversen	1	1																																																																																																																																																																																																																			
Ryan Iversen	2	4																																																																																																																																																																																																																			
Mike Slattery	3	3																																																																																																																																																																																																																			
Maurice Sessoms	-	1																																																																																																																																																																																																																			
Ryan Iversen	1	1																																																																																																																																																																																																																			
Maurice Sessoms	77	---																																																																																																																																																																																																																			
Dave Hindenlang	61	CD - 1/13/01																																																																																																																																																																																																																			
Mike Ames	56	CD - 2/4/01																																																																																																																																																																																																																			
Mike Slattery	47	---																																																																																																																																																																																																																			
Calvin Smith	23	CD - 12/13/02																																																																																																																																																																																																																			
David Lunn	17	---																																																																																																																																																																																																																			
Rulon Washington	17	---																																																																																																																																																																																																																			
Chris Prothro	12	CD - 12/14/02																																																																																																																																																																																																																			
Ryan Iversen	11	INJ - 12/19/02																																																																																																																																																																																																																			
Ioannis Xenakis	7	CD/SICK - 1/4/03																																																																																																																																																																																																																			
Mike Ames	42	First start 12/6/01																																																																																																																																																																																																																			
Mike Slattery	29	First start 1/26/02																																																																																																																																																																																																																			
Maurice Sessoms	1	CD - 1/23/03																																																																																																																																																																																																																			
Ioannis Xenakis	1	First start 1/25/03																																																																																																																																																																																																																			
David Lunn	1	CD - 1/23/03																																																																																																																																																																																																																			
Mike Ames	12	0-4 (Rider, 12/14)																																																																																																																																																																																																																			
Mike Slattery	4	0-1 (VCU, 1/11)																																																																																																																																																																																																																			
Ryan Iversen	4	0-1 (VCU, 1/11)																																																																																																																																																																																																																			
David Lunn	2	0-1 (UNC Wilm., 1/18)																																																																																																																																																																																																																			

Meet the Blue Hens • Radio/TV Chart



Chris Prothro **2**
Guard/Forward
6-5 • Freshman
Atlanta, GA

_____ ppg
_____ rpg
_____ apg




Mike Slattery **3**
Guard
6-0 • Sophomore
Philadelphia, PA

_____ ppg
_____ rpg
_____ apg




Mike Ames **10**
Guard
6-3 • Junior
Phoenixville, PA

_____ ppg
_____ rpg
_____ apg



Anwar Rohan **11**
Guard
6-2 • Freshman
St. Thomas, VI

_____ ppg
_____ rpg
_____ apg



Rulon Washington **12**
Guard
6-1 • Freshman
Jacksonville, FL

_____ ppg
_____ rpg
_____ apg



Robin Wentt **24**
Forward
6-7 • Junior
Silver Spring, MD

_____ ppg
_____ rpg
_____ apg



Calvin Smith **30**
Forward
6-5 • Sophomore
Norfolk, VA

_____ ppg
_____ rpg
_____ apg



Ryan Iversen **32**
Guard
6-3 • Senior
Eden Prairie, MN

_____ ppg
_____ rpg
_____ apg



David Lunn **35**
Guard
6-4 • Sophomore
Baltimore, MD

_____ ppg
_____ rpg
_____ apg



Dave Hindenlang **42**
Forward
6-3 • Senior
Johnstown, PA

_____ ppg
_____ rpg
_____ apg



Maurice Sessoms **44**
Forward
6-8 • Senior
Teaneck, NJ

_____ ppg
_____ rpg
_____ apg



Ioannis Xenakis **52**
Center
7-0 • Junior
Ilioupoli, Greece

_____ ppg
_____ rpg
_____ apg