



University of Delaware Sports Information Men's Basketball News

Scott Selheimer
Sports Information Director

Mike Hirschman
Asst. Director

Pete DiVito, Mark Kimmel
2002-03 Interns

Linda McCormick
Secretary

Bob Carpenter Center (Overnight: 631 S. College Ave.) • Newark, DE 19716 • 302-831-2186 (phone) • 302-831-8653 (fax) • www.udel.edu/sportsinfo

2002-03 Schedule

N 22	at La SalleL 56-73
D 1	Long Island UniversityW 87-58
3	Penn (<i>CN 8</i>)W 60-59
9	at Saint Joseph'sL 59-77
14	RiderL 60-70
19	UNC GreensboroW 74-71
21	at SienaW 87-78
27	# vs. E. WashingtonW 66-56
28	#at UW-Green BayL 82-88
J 2	at *George MasonL 67-77
4	at *James MadisonW 69-54
8	at *William & MaryW 74-72
11	*VCUW 55-53
15	at *Old Dominion	W 75-74 (ot)
18	*UNC WilmingtonL 62-68
23	*Drexel (<i>CSN-Phila</i>)	..L 78-83 (ot)
25	*TowsonW 74-60
29	at *Hofstra (<i>FSN-NY</i>)L 62-64
F 1	*William & MaryW 91-57
5	*George Mason7:30 p.m.
8	at *UNC Wilmington (<i>TWC</i>)	7 p.m.
13	*James Madison7:30 p.m.
15	at *VCU7:30 p.m.
19	*Hofstra7:30 p.m.
22	*Old Dominion (<i>CAA Net</i>)	2 p.m.
26	at *Drexel7 p.m.
M 1	at *Towson7 p.m.
7-10	SPioneer CAA Tournament	

* CAAgame
Oneida Casino Classic, Green Bay, WI
\$ Richmond Coliseum, Richmond, VA
TV games in *italic*
All listed times are Eastern

Media Notes • Game 20

Delaware (11-8, 6-4) vs. George Mason (11-8, 6-4)
February 5, 2003 • 7:30 p.m.
Bob Carpenter Center (5,000) • Newark, DE

Probable Starters

2002-03 Stats						
Pos. No., Name	Yr.	ppg	rpg	apg	Miscellaneous	
F 30 Calvin Smith	So.	5.4	4.2	0.5	seventh in CAA in blks. (1.3)	
C 52 Ioannis Xenakis	Jr.-r	2.4	1.1	0.0	career-high 12 pts. in win over VCU, incl. FG with :10 left	
G 3 Mike Slattery	So.	11.7	3.3	6.4	leads CAA in ast.; 5+ ast 13 times this year, 15 ast. twice	
G 10 Mike Ames	Jr.	15.0	3.3	1.0	led CAA in 3-FG% last yr.; 14 consec. games with 3-FG	
G 35 David Lunn	So.	7.2	3.7	1.5	12 pts., eight rebounds and six steals in win over Towson	

Off the Bench

Pos. No., Name	Yr.	ppg	rpg	apg	Miscellaneous
F 2 Chris Prothro	Fr.	3.9	1.6	0.2	season-high 11 pts. vs. UNCW
G 11 Anwar Rohan	Fr.	3.0	0.0	0.0	scored three pts. in win over Wm. & Mary; walk-on
G 12 Rulon Washington	Fr.	2.1	1.0	0.2	40-inch vertical; 10 pts. in win at Siena; inj. vs. Wm. & Mary
F 24 Robin Wentt (Inj)	Jr.	3.0	2.0	4.0	expected to miss rest of season (shoulder surgery)
G 32 Ryan Iversen	Sr.-r	11.6	6.9	2.7	triple-double vs. LIU; career-high 23 pts. vs. Wm. & Mary
F 34 Lebo Maepa	Fr.	---	---	---	will redshirt this season
F 42 Dave Hindenlang	Sr.	3.8	4.3	0.9	career-high 10 rebounds in win over E. Washington
F 44 Maurice Sessoms	Sr.-r	9.1	4.4	0.8	12 pts. in win over Wm. & Mary; 79 consec. GP

A pronunciation guide is available on page 2 of tonight's game notes.

Injury Report

Robin Wentt is out with a shoulder injury. Wentt had been suffering from multiple subluxations of his left shoulder, similar to the injury he suffered in his right shoulder last season. He underwent surgery on the left shoulder (the same procedure that he had last summer on the right shoulder) December 19 and is not expected to return to the line-up this season...**Rulon Washington** is expected to miss the next three weeks with a separated right shoulder. He suffered the injury in the first half of the win over William & Mary on Saturday night.

All-time Series

All-Time Series Record: George Mason leads, 5-2
UD vs. GMU at Fairfax, VA: 1-3
UD vs. GMU at Newark, DE (at BCC): 1-2 (1-1)
UD vs. GMU on neutral courts: 0-0

For complete series results, check the opponents section of the UD media guide.

Blue Hens by the Numbers in 2002-03

6-3 ..Home	6-2 ..when leading at halftime	5-4 ..more or = turnovers	0-1 ..in November
4-5 ..Road	3-6 ..when trailing at halftime	6-4 ..less turnovers	5-3 ..in December
1-0 ..Neutral courts	2-0 ..when tied at halftime	5-4 ..outrebounding or = opp.	5-4 ..in January
3-2 ..vs. CAA at home	11-2 ..leading or tied at 2:00 left	6-4 ..outrebounded by opp.	1-0 ..in February
3-2 ..vs. CAA on the road	10-2 ..leading or tied at 1:00 left	9-8 ..at night	0-0 ..in March
1-1 ..in overtime games	0-5 ..trailing with 2:00 left	2-0 ..during the day	0-2 ..vs. Atlantic 10
7-2 ..when scoring 70+ pts.	1-6 ..trailing with 1:00 left	0-1 ..on Monday	1-0 ..vs. Big Sky
4-6 ..when scoring -70 pts.	4-4 ..when Hens score first	1-0 ..on Tuesday	6-4 ..vs. CAA
4-6 ..when opponents score 70+	7-4 ..when opp. score first	2-1 ..on Wednesday	0-1 ..vs. Horizon League
7-2 ..when opponents score -70	6-7 ..winning opening tap	1-2 ..on Thursday	1-0 ..vs. Ivy League
9-7 ..when making 5+ 3-pt FG	5-1 ..when losing tap	1-1 ..on Friday	1-1 ..vs. Metro Atlantic Ath. Conf.
2-1 ..when making 10+ 3-pt FG	2-0 ..shooting 50% + FG	5-3 ..on Saturday	1-0 ..vs. Northeast Conf.
	9-8....shooting under 50% FG	1-0 ..on Sunday	1-0 ..vs. Southern Conf.
	0-5 ..opp. shoot 50% + FG		
	11-3 ..opp. shoot under 50% FG		

Say It Like This...

- Chris PRO-THROW
- Mike AIMS
- Ann-wahr RO-hahn
- ROO-lohn Washington
- LAY-bo MAY-puh
- Yahn-is KUH-KNOCK-is
(Hometown: EE-LOU-pool-EE)

You want numbers?

So you say you're a numbers freak? Try these numbers on for size.

2 - So much for "1" being the loneliest number. At Delaware this season, "2" is the loneliest number. Chris Prothro is the first Blue Hen to wear the No. 2. Of course, part of the reason for that is the No. 2 was illegal in college basketball from 1957-58 to 1999-2000 (as was wearing "1").

4 - The number of times Delaware has lost consecutive home games since the BCC opened in December 1992.

5 - The number of times Delaware has lost when leading with 2:00 left in regulation over the last six years. (incl. this year) Delaware is 98-5 during that span when leading at the two-minute mark.

10 - The number of Blue Hens that have had at least one double-figure scoring game this season.

32 - That's how many sellouts Delaware has had in the last four seasons at the 5,000-seat Bob Carpenter Center.

112 - The number of games that Delaware has won leading at the half over the last seven seasons (incl. this year). UD is 112-22 when leading at the half during that span.

115 - The number of games Delaware has won in the 10-plus seasons at the Bob Carpenter Center. UD is 115-30 (.793 pct) at "The Bob" since its opening back on Dec. 1, 1992. More recently, UD is 66-13 at "The Bob" over the last five seasons.

371 - UD has made at least one three-pointer in 371 consecutive games. The Blue Hens haven't been shutout from behind the arc since Nov. 28, 1990 at Bucknell.

2000 - Delaware could play its 2000th game this season. UD has to play two games in the CAA Tourn. to get the milestone.

Last Meeting vs. GMU

George Mason77
DELAWARE67

January 2, 2003
Fairfax, VA • Patriot Center

Delaware	MIN	FG	FT	R	A	F	TP
Smith	27	2-4	1-3	3	0	2	5
Hindenlang	27	1-2	0-0	5	0	4	2
Slattery	36	7-11	0-0	1	6	4	15
Ames	35	8-17	2-2	3	2	1	21
Lunn	25	3-4	0-0	1	2	3	9
Prothro	7	0-2	0-0	0	0	0	0
Washington	8	1-4	0-0	1	0	2	2
Iversen	23	3-8	0-0	4	4	0	7
Sessoms	12	2-4	2-2	2	0	5	6
Totals	200	27-56	5-7	21	14	21	67
		.482	.714	(1)			

Geo. Mason	MIN	FG	FT	R	A	F	TP
Larranaga	34	4-8	2-4	0	6	0	12
Young	28	7-11	3-5	7	1	4	17
Tynes	36	7-12	0-1	9	1	0	15
Heinen	36	2-8	6-6	2	5	2	11
Davis	32	4-7	4-7	10	1	1	15
Harris	1	0-0	0-0	0	0	0	0
Wyatt	11	0-1	0-0	1	1	0	0
Wurtz	2	0-0	0-0	0	1	2	0
Lewis	20	3-6	1-2	8	2	2	7
Totals	200	27-53	16-25	40	18	11	77
		.509	.640	(3)			

Delaware.....36 31 - 67
George Mason32 45 - 77

Three-point FG: UD, 8-18, .444 (Ames, 3-8, Lunn, 3-3, Iversen, 1-5, Slattery, 1-1, Washington, 0-1); GMU, 7-19, .368 (Davis, 3-5, Larranaga, 2-4, Tynes, 1-4, Heinen, 1-5, Young, 0-1); **Blocks:** UD - 3 (Smith, 2, Hindenlang), GMU - 3 (Larranaga, Davis, Wyatt); **Steals:** UD - 9 (Iversen, 3, Slattery, 2, Smith, Hindenlang, Ames, Lunn), GMU - 5 (Larranaga, 2, Young, Tynes, Heinen); **Turnovers:** UD - 13 (Washington, 3, Smith, 3, Ames, 2, Hindenlang, Slattery, Lunn, Sessoms, Team), GMU - 16 (Larranaga, 5, Davis, 4, Young, 3, Tynes, 2, Heinen, Lewis); **Officials:** Steve Gordon, Chuck Pitts, Manny Upton; **Attendance:** 1,883

FAIRFAX, VA -- All five George Mason starters scored in double figures and the Patriots dominated on the boards by a 40-21 margin in both team's Colonial Athletic Association opener...UD led by four points at halftime, but George Mason (6-4, 1-0) held the Hens to just three field goals in the first nine minutes of the second stanza while shooting 64 percent from the field itself...GMU avenged UD's 83-56 CAA opening win a year ago...Jesse Young connected on 7 of 11 shots from the field and gathered 17 points and seven rebounds, Mark Davis scored 15 points and pulled a game-high 10 rebounds, Richard Tynes added 15 points and nine boards, and Jon Larranaga contributed 12 points and six assists to lead the balanced Patriot attack...Patriots shot 64 percent from the field in the second half (14 of 22)...Delaware got 21 points from Mike Ames, who contributed 14 of those in the first half to stake the Hens to a 36-32 lead...Mike Slattery added 15 points on 7 of 11 shooting from the field and handed out six assists...Delaware had won nine straight games when leading at the half heading into the contest...after shooting 60 percent from the field in the opening 20 minutes (15 of 25), the Hens could not find the range in the second half as they converted just three field goals in the first nine minutes, all from Slattery...GMU took advantage and outscored UD 8-2 to open the second half and took a 40-38 lead with 16:34 remaining before Ames followed with two free throws to tie the score at 40-40...Davis followed 22 seconds later with a three-pointer and George Mason was on its way...when Slattery scored his third field goal of the half with 11:29 left to play, it cut the GMU lead to three at 47-44, but the Patriots answered with an 8-0 run to up the lead to double digits...George Mason led by as much as 18 points at 71-53 with 3:27 left and the Hens never got closer than nine points the final eight minutes of play...Delaware lost for just fourth time in 25 games when scoring more than 35 points at the half in three years under David Henderson...Dave Hindenlang led Delaware with five rebounds but he and fellow frontcourt players Calvin Smith and Maurice Sessoms managed just 13 points and 10 rebounds...Delaware went to the foul line just seven times, converting five.

On the Internet...

University of Delaware athletics information is available via the internet through <http://www.udel.edu/sportsinfo>

Box scores and game stories are usually posted within an hour of the conclusion of each UD basketball game. Cumulative statistics are also updated and posted after each game. Media notes are available in a PDF format within 24 hours of the start of each game.

For more information, contact the UD sports information department.

... and on the Air

For the fourth consecutive year, the Blue Hen radio network's flagship station is WJBR-AM 1290. Also on the network are WDOV-AM 1410 (Dover) and WTGM-AM960 (Salisbury, MD). Mike Corey and Bill Komissaroff call the action on the network. WRDX-FM 94.7 is also carrying all road games beginning Jan. 1.

In addition, UD basketball is also broadcast on the UD student station, WVUD-FM 91.3 and WVUD2, the station's internet radio network. Sean Greene is the regular play-by-play man.

Real Audio links for both broadcasts are available through UD's athletics website.

Delaware will play five games on network TV this season... all on different networks. The Dec. 3 game vs. Penn will be on CN 8 Television. The Jan. 23 game vs. Drexel will be on Comcast SportsNet-Phila. On Feb. 8, Delaware's game at UNC Wilmington will be televised by Time Warner Cable-Outer Banks. Also, the Feb. 22 game vs. Old Dominion will be on the CAA Network. In addition, the Jan. 29 game at Hofstra has been picked up by Fox SportsNet-NY.

CAA Media Teleconference

The CAA will hold its weekly men's basketball media teleconference **each Tuesday, running through March 4**. The number to access the teleconference is 888-658-7213. The passcode is available by contacting Tripp Sheppard or Rob Washburn in the CAA office at 804-754-1616.

The teleconference schedule is as follows:

10:20	Jeff Capel, Virginia Commonwealth
10:30	Blaine Taylor, Old Dominion
10:40	Rick Boyages, William & Mary
10:50	Brad Brownell, UNC Wilmington
11:00	Sherman Dillard, James Madison
11:10	Jim Larranaga, George Mason
11:20	Michael Hunt, Towson
11:30	David Henderson, Delaware
11:40	Bruiser Flint, Drexel
11:50	Tom Pecora, Hofstra

David Henderson Show

The David Henderson Show airs each Monday from 7-7:30 p.m. on WJBR 1290-AM and WRDX 94.7-FM. (Real Audio links are available at www.udel.edu/sportsinfo/mens_basketball).

Each Monday, the David Henderson Show will come from the legendary Deer Park Tavern on Main Street in downtown Newark.

Coach Henderson is joined by the voice of the Blue Hens Mike Corey for a review of the past week's games, a preview of upcoming action, and a series of questions both from the restaurant audience and listeners via call-in.

During the 2002-03 season, live shows are scheduled for Nov. 18, Nov. 25, Dec. 2., Dec. 16, Dec. 30, Jan. 6, Jan. 13, Jan. 20, Jan. 27, Feb. 3, Feb. 10, Feb. 17, Feb. 24 and Mar. 3.

The last time...

UD played overtime...
1/23/2002 vs. Drexel (L 78-83)

UD played double-overtime...
2/18/1994 at Northeastern
(W 89-85)

UD scored 100 pts...
3/4/2001 vs. Northeastern
(W 110-66)

UD allowed 100 pts...
2/26/1995 at New Hamp.
(L 111-113)

UD was held under 50 pts...
1/17/2002 at Penn (L 44-50)

UD held opp. under 50 pts...
11/16/2001 vs. Wichita St.
(W 62-47)

UD made 10 3-pt FGs...
1/23/2002 (11) vs. Drexel
(L 78-83, ot)

UD allowed 10 3-pt FGs...
12/9/2002 (10) vs. Saint Joseph's
(L 59-77)

A Blue Hen scored 25 pts...
Mike Ames (27) vs. E. Washington,
12/27/02

An opp. scored 25 points...
Ricardo Marsh (30), Old Dominion,
1/15/03

A Blue Hen scored 30 pts...
Mike Ames (33) at Drexel,
2/9/02

An opp. scored 30 pts...
Ricardo Marsh (30), Old Dominion,
1/15/03

A Blue Hen scored 35 pts...
Mike Pegues (38) vs. Hartford,
1/16/1999

An opp. scored 35 pts...
Matt Johnson (42), Vermont,
2/16/1991

A Blue Hen scored 40 pts...
Ken Luck (40) vs. West Chester,
1/27/1982

An opp. scored 40 pts...
Matt Johnson (42), Vermont,
2/16/1991

A Blue Hen grabbed 15 reb...
Ryan Iversen (17) vs. LIU,
12/1/2002

A Blue Hen grabbed 20 reb...
Greg Smith (21) vs. Vermont,
1/12/1997

An opp. grabbed 20 reb...
Scott Drapeau (20), New Hamp.,
3/5/1994

A Blue Hen had 10 assists...
Mike Slattery (10) vs. Drexel,
1/23/2002

A Blue Hen had 5 3-pt FGs...
Mike Ames (5-13); Ryan Iversen
(6-9) vs. Wm. & Mary, 2/1/2002

No Place Like Home

The Blue Hens certainly love to play at the Bob Carpenter Center.

Nicknamed "The Bob" by the UD student body, Delaware has won 63 of its last 74 games on its home floor and is 115-30 at home in "The Bob's" 10-plus seasons.

That success has continued under David Henderson. Delaware is 26-9 at home during Henderson's tenure.

UD has lost consecutive home games just four times since the BCC opened in December 1992 and have never lost three straight at home at the BCC.

While a member of America East, UD was 72-18 against America East members at home. In its first CAA season, UD was 6-3 against conference foes.

However, The Fightin' Blue Hens are successful out of the league, too. UD is 34-7 against non-conference foes at "The Bob", including 20 of the last 23 going back to December 1995 (the losses coming in the aforementioned game with Virginia, nationally-ranked Saint Joseph's last year and Rider this season).

Home Attendance		
Year	Avg.	SO
1992-93	3,696	1
1993-94	3,077	0
1994-95	3,158	1
1995-96	3,499	0
1996-97	3,408	1
1997-98	3,686	1
1998-99	4,815	9
1999-2000	4,989	12
2000-01	4,848	5
2001-02	4,948	6
2002-03	4,679	0

Blue Hens at the BCC		
Year	Overall	Conf.*
1992-93	11-1	7-1
1993-94	10-3	5-2
1994-95	8-4	6-2
1995-96	10-4	7-3
1996-97	10-5	6-5
1997-98	13-2	11-1
1998-99	13-1	11-1
1999-2000	14-1	10-1
2000-01	12-2	9-2
2001-02	8-4	6-3
2002-03	6-3	3-2
TOTAL	115-30	81-23

*reg. season & tourn. games

Not Just Any 6th Man

Tonight's probable starting line-up has Ryan Iversen coming off of the bench. However, that doesn't mean Iversen won't play a lot of minutes.

Iversen had appeared in all 65 games of his UD career before missing the UNC Greensboro game with back spasms. In his career, Iversen has only started seven games... much of that because of his diversity as a guard, and comfort level coming off of the bench.

However, Iversen has never played less than 14 minutes in 71 career games off of the bench and has played 20 or more minutes in 55 of those 71 games.

Iversen's coming off the bench made his performance against LIU this season that much more impressive. The 6-3 former linebacker (at U. of Minnesota) recorded a triple-double - the second in UD history - in the win over LIU. He finished with 12 points and career-highs with 17 rebounds and 11 assists in 28 minutes. He actually got the triple-double with 5:14 left... meaning he got the trifecta in 23 minutes.

Iversen ranks fifth in steals (1.8) in the CAA and is also ninth in rebounding.

Iversen in his career as a starter (7 GP)							
Min.	FG	FG%	3-FG	3-%	rpg	apg	ppg
27.0	14-47	29.8	5-23	21.7	4.6	2.8	6.6
Iversen in his career off of the bench (71 GP)							
Min.	FG	FG%	3-FG	3-%	rpg	apg	ppg
23.1	212-509	41.7	87-253	34.4	5.9	2.6	9.5

Ready, Ames... Fire!

Mike Ames led the CAA in three-point field goal shooting last season. Ames hit 73 of 160 from behind the arc (45.6%).

Although he missed several weeks during the pre-season due to a torn meniscus, which contributed to his slow start this season (9-35 from three-point range in the first five games), Ames had a streak of 18 straight games with at least one three-point field goal before being shutout by Rider on Dec. 14. The 18-game string tied for the third-longest in UD history.

He also began last season by hitting at least one three-point field goal in 14 straight games.

Ames looks like he has started to find his stroke again. He has a three-pointer in each of the last 14 games. In those 14 games (since the 9-35 start), he has averaged 17.0 ppg, shooting 41.7% from three-point range (43-103).

Ames had a streak of 31 made consecutive free throws earlier this season, tied for the fourth longest streak in UD history and in CAA history.

Along with leading the league in free throw percentage (93.8%), Ames is No. 11 in the CAA in scoring at 15.0 ppg. He is also second in three-pointers per game (2.74) and sixth in three-point percentage (37.7%).

Ames is 144-342 from 3-pt. range in 74 career games at Delaware (42.1%), which would rank No. 2 in 3-pt. field goal pct. in school history. His 144 career three-pointers rank him No. 4 in UD history.

Kanga-ROO

No wonder Rulon Washington's nickname is "Roo". It might be short for Kanga-ROO.

Washington, a native of Jacksonville, FL, comes to Delaware with a 40-inch vertical leap. He proved that with an ally-oop dunk in UD's exhibition win over a team from Ukraine.

Washington graduated from Edward White HS in the spring of 2001. However, he wasn't recruited by Division I schools (partially because he had four HS coaches in four years), so he chose to stay in Jacksonville and play in Grayson Marshall's midnight league. Marshall, a former Clemson player (1985-88), called Henderson and put him onto "Roo."

Not the First from the Island

Anwar Rohan earned a walk-on spot with the squad in pre-season practice.

Rohan, a 6-2 freshman guard, is from St. Thomas, Virgin Islands. However, he is NOT the first UD basketball player from the American Territory. Elsworth Bowers, who lettered three seasons at UD (1986-89), hailed from St. Croix, VI.

40-minute Men

In recent seasons, Delaware has been a tough team to beat when it has a halftime lead.

Delaware is 101-15 over the last six seasons (including this one) when leading at the half, including a 32-7 mark during head coach David Henderson's tenure.

That mark gets better when UD is at home. At the BCC, the Fightin' Blue Hens are 72-8 when leading at the half since the arena opened. UD has won 61 of the last 66 at home when leading at intermission.

Under David Henderson, Delaware is 20-3 when leading at the half at home.

Daddy's Little Girl -UPDAT!

UD assistant coach **Billy Martin's daughter, Chantel, is a key member of the Campbell University women's basketball team this season.**

Chantel, a sophomore guard, is the Camels' first player off the bench, averaging 6.7 ppg (fourth on the team) and 2.4 rpg in 17 minutes per game through the first 18 games of the season.

She had a career-high 18 points (6-11 FG / 3-5 3pt FG) in Campbell's 82-74 loss at Stetson on Thursday. She did not score in CU's loss at Jacksonville on Saturday.

CU (7-11, 3-4) hosts Troy St. on Thursday.

No Splinters on this Squad

David Henderson has used his bench a lot during his tenure at Delaware.

During Henderson's tenure, **the UD bench has scored in double-figures in 74 of 79 games. Currently, Delaware's bench has scored in double-figures in 49 consecutive games.** Delaware's bench was last held to less than 10 points on March 10, 2001 by Hofstra (8) in the America East title game.

In seven of UD's wins, the Blue Hens scored 32 or more bench points (32, 35, 39, 39, 40, 42, 48).

Last season, UD's bench averaged 28.3 ppg and scored 20 or more points in 27 of 30 games.

This season, 10 players have scored in double-figures for Delaware at least once. The only player that has seen action and not scored in double-figures this year is Robin Wentt, who played in just one game before undergoing season-ending shoulder surgery.

Houdini-like Hens

As of late, the Blue Hens have made some great escapes.

In five of Delaware's wins this season, the Blue Hens have trailed by five points or more in the second half, only to come from behind for the win.

This season, Delaware is 5-1 in games decided by four points or less. Last year, UD was just 2-4 in those games, including three losses in conference play.

Earlier this season, Delaware won three consecutive games by two points or less (at William & Mary, home vs. VCU, and at Old Dominion) - a first in UD's 98 seasons of basketball.

Delaware almost rallied for two more wins. Delaware rallied from an 11-point deficit to within 50-49, before UNC Wilmington pulled away, 68-62. At Hofstra, Delaware came back from a seven-point deficit to retake the lead, only to fall in the final seconds, 64-62.

Opp.	Comeback Wins	
	Trailed	Final
Penn	32-40, 16:52	60-59
Siena^	57-62, 8:30	87-78
W&M^	57-64, 6:23	74-72
VCU	40-49, 6:40	55-53
ODU^	38-49, 10:50	75-74

^ road game

Charitable Turnaround

After the UNC Greensboro game, Delaware coach David Henderson was furious with his squad for their horrific foul shooting. That has since changed, however.

Following the UNCG game, in which Delaware shot just 13-26 from the line, UD was shooting just 59.6% from the foul line (62-104).

Since then, over the last 13 games, UD is shooting 75.5% from the line (191-253) to raise the season mark up to 70.9%.

Delaware is third in the CAA in FT shooting.

UD Inks Four to NLI's Early

UD head coach **David Henderson** announced the signing of four student-athletes during the early NLI signing period.

The Blue Hens have signed NLI commitments from 6-8 F **Henry Olawoye (pronounced Oh-luh-way)** (St. Mark's Prep [MA]/Woonsocket, RI), 6-7 F **Octavius Flowers** (Community Christian Academy/Wilson, NC), 6-7 F **Herb Courtney** (Hatboro-Horsham HS/Horsham, PA), and 6-8 F **Lebo (pronounced Lay-bo) Maepa** (Durban HS/Johannesburg, South Africa).

Maepa, having graduated from Durban last December, will enroll at UD in January.

Olawoye is a Woonsocket, RI native who enrolled two years ago at St. Mark's Prep School in Southborough, MA, a suburb of Boston. Last season, he earned All-Independent School League honors at St. Mark's, averaging 14.8 and 9.3 rpg. He also earned all-tournament honors at the Boys Club of New York Holiday Classic. He is also a member of St. Mark's baseball squad.

Flowers transferred to Community Christian Academy in Wilson, NC this season after spending the last three seasons at Wayne Country Day School. At Wayne Country Day, he averaged 20.2 points, 11.4 rebounds, 5.9 blocks and 3.1 assists per game as a junior. Last season, playing on the top-ranked high school team in North Carolina with a 22-3 mark, he earned all-conference honors and honorable mention all-state accolades.

Flowers, a native of Goldsboro, NC, also earned all-conference honors as a sophomore, averaging 14.6 ppg, 9.8 rpg and 3.8 bpg as his team was ranked No. 4 in the state. He is ranked as one of the Top 35 players in the Carolinas by *HoopScoop Online*.

Courtney is a native of Hatboro, PA and product of Hatboro-Horsham HS. He averaged 16 points and 10 rebounds per contest and All-Suburban One League honors last season at Hatboro-Horsham. He is ranked as one of the Top 20 players in the Delaware Valley by *HoopScoop Online*.

Gotta' Score 60

With the CAA known as one of the top defensive leagues around, points are at a premium.

With that said, Delaware is 3-18 over the last four seasons (including 1-2 this season) when held to less than 60 points.

Maepa Joins Team

Lebo (Lay-BO) Maepa (MAY-PUH), a native Johannesburg, So. Africa, has joined the squad for the second semester and will spend his redshirt season.

Maepa, a member of the South African national team, signed an NLI during the early period. However, because South African schools run on a different calendar, Maepa has already earned his high school degree from Durban HS in Dec. 2001 and is enrolled in UD's winter session. He will practice and travel with the team.

Slattery Hits 200

Mike Slattery recorded his 200th collegiate assist on Thursday night at Hofstra. Slattery achieved the milestone in his 48th game, third fastest at UD, and is the 20th Blue Hen to reach the 200-assist mark.

In comparison, Brian Pearl (46 games) and Taurence Chisholm (25 games) started each of their first two seasons, while Slattery did not gain the starting nod until the middle of last season.

Fabulous February

In the last five years, Delaware is 21-3 at home during the stretch run -- the month of February.

Overall during the last five seasons, the Fightin' Blue Hens are 33-8 during the month of February.

Doin' the Talk Show Circuit

Ryan Iversen knocked him dead with his appearance on Lou Tilly's "Lou's Cannons", a round-table sports talk show, on CN-8 last Monday.

Working Overtime

All-time, the Fightin' Blue Hens are 38-31 in overtime games, 23-10 in Newark. (A complete list can be found in the UD media guide.)

Delaware is 6-2 in overtime games all-time at the BCC.

Under David Henderson, Delaware is 3-2 in overtime games.

The Blue Hens have not had consecutive overtime games since Feb. 3 & 7, 1973.

In-season Birthdays

Asst. Coach John Moseley turned 26 on Nov. 20

Ryan Iversen turned 23 on Nov. 21

Mike Ames turned 21 on Dec. 23

Mike Slattery turned 20 on Dec. 27

Maurice Sessoms turned 24 on Dec. 28

Rulon Washington turned 20 on Feb. 1

Chris Prothro turns 19 on Feb. 24

Telling Stats

So much of last season's 14-16 mark came down to just making baskets, which hurts when you consider seven losses last year were by six points or less.

In Delaware's 14 wins last season, UD held the opponent to 39.8% from the field, including 32.2% from three-point range. Meanwhile, Delaware shot 44.1% from the field, including 37.8% from three-point range.

On the other side of the ledger, in UD's 16 losses, the opposition shot 45.2% from the field, including 38.2% from behind the three-point line. Meanwhile, UD shot just 38.4% from the field and just 30% from three-point range in losses.

UD was 3-11 last season when it shot under 40% from the field. Under Henderson, UD is 5-21 when shooting 40% or less from the field (incl. 1-6 this season).

Last season, Delaware averaged 73.8 ppg in its 14 wins, but just 60.6 ppg in its 16 losses.

UD was 10-3 when it scored 70 or more points last season.

UD averaged just 11.9 turnovers in its 14 wins. That number, however, jumped to 14.6 per game in its 16 losses.

Milestones & Streaks

Mike Ames...

- Has scored in double-figures in 16 of the last 19.
- Has at least one three-pointer in 14 straight games, 32 of the last 33 and 46 of the last 49 games.
- Has started 44 consec. games... the longest among active UD players.
- At Saint Joseph's, became the 12th Blue Hen to record 100 career three-pointers (61st career game).

Ryan Iversen...

- Had played in all 65 games since coming to UD before missing the UNC Greensboro game (back spasms).
- Ranks eighth at UD in career steals with 131.
- Ranked No. 33 at UD in career rebounds (449).
- Needs 51 rebounds for 500 in his career at UD. (Would become the 25th player and only the second guard at UD to achieve the milestone.)

Maurice Sessoms...

- Has appeared in all 79 games since becoming a Blue Hen. (He has started 60 of those.)

Mike Slattery...

- Has recorded five or more assists in 13 games this season and 18 of the last 25. He has 102 assists and 40 turnovers in the last 16 games (580 minutes).
- Recorded his 200th career assist in just his 48th game (at Hofstra this season). He is the 20th Blue Hen to achieve the mark.
- Has scored in double-figures in 11 of the last 16.
- Has played at least 32 minutes in 16 straight games.

UD Team...

- Has made at least one 3-pt. FG in 371 consec. games.
- Has won 74 of 85 games when scoring 35 or more points in the first half over the last six seasons. That includes a 23-5 mark in David Henderson's tenure.
- Has lost 12 of its last 13 games when shooting under 40% from the field.
- Has lost 13 of its last 14 games when the opposition shoots better than 50% from the field.
- Has gotten double-figure points from the bench in 49 straight games.

Updating the Career Lists

CAREER THREE-POINT FIELD GOALS MADE

1. Kestutis Marciulionis (1996-2000)	211
2. Peca Arsic (1994-97)	202
3. Tyrone Perry (1995-99).....	170
4. Mike Ames (2000- present)	141
5. Greg Miller (1997-2001)	135
6. John Gordon (1998-2000).....	134
7. Brian Pearl (1991-95).....	130
8. Robbie Johnson (1991-95)	124
9. Austen Rowland (1999-2002)	122
10. Billy Wells (1999-2001).....	112
11. Mark Haughton (1987-91).....	110
12. Ricky Deadwyler (1989-93)	104
13. Ryan Iversen (2000-present)	94
14. Kevin Blackhurst (1989-93)	91
15. Tony Tucker (1986-88).....	71

CAREER THREE-POINT FIELD GOAL ATT.

1. Kestutis Marciulionis (1996-2000)	611
2. Peca Arsic (1994-97).....	502
3. Tyrone Perry (1995-99).....	474
4. Greg Miller (1997-2001)	378
5. Austen Rowland (1999-2002)	365
6. Brian Pearl (1991-95).....	357
7. Mike Ames (2000-present)	334
8. Robbie Johnson (1991-95)	323
9. John Gordon (1998-2000).....	312
10. Mark Haughton (1987-91).....	308
11. Ryan Iversen (2000-present)	273
12. Billy Wells (1999-2001).....	272
13. Ricky Deadwyler (1989-93)	268
14. Kevin Blackhurst (1989-93)	262
15. Keith Davis (1996-98).....	202
16. Tony Tucker (1986-88)	172

CAREER THREE-POINT FIELD GOAL PCT

1. John Gordon (1998-2000).....	.430
2. Tony Tucker (1986-88)413
3. Billy Wells (1999-2001).....	.412
4. Peca Arsic (1994-97)402
5. Greg Wheeler (1987-88).....	.408
6. Tyrone Perry (1995-99).....	.397
7. Donald Dutton (1985-87)396
8. Brad Heckert (1983-87)389
9. Taurence Chisholm (1984-88)388
Ricky Deadwyler (1989-93).....	.388

CURRENT PLAYERS:

Mike Ames	421
------------------------	-----

CAREER ASSISTS

1. Taurence Chisholm (1984-88) - G.....	877
2. Brian Pearl (1991-95) - G	501
3. John Staudenmayer (1979-83) - G	416
4. Tyrone Perry (1995-99) - G.....	376
5. Rob Garner (1993-96) - G.....	369
6. Tom Campbell (1977-81) - G.....	360
7. Mark Mancini (1975-79) - G.....	357
8. Bill Sullivan (1972-74) - G	349
9. Mark Haughton (1987-91) - G	332
10. Rick Meccariello (1976-79) - G	304
11. Austen Rowland (1999-2002) - G	289
12. Mark Murray (1988-92) - G/F.....	281
13. Mike Pegues (1996-2000) - F.....	260
14. Keith Davis (1996-98) - G.....	235
15. Kestutis Marciulionis (1996-2000) - G	234
16. Mike Slattery (2001-) - G	215
Jon Chamberlain (1981-84) - G.....	215
17. Ken Helfand (1969-72) - G	207
18. Oscar Jones (1982-86) - F.....	204
20. Ryan Iversen (2000-) - G	202

CAREER FREE THROW PERCENTAGE

1. Dennis Purcell (1974-77)893
2. Mark Mancini (1975-79)876
3. Ricky Deadwyler (1989-93).....	.858
4. John Gordon (1998-2000)843
5. Ken Dill (1979-82)833
6. Jim Skedzielewski (1971-74)827
7. Greg Miller (1997-2001)817
8. Tony Tucker (1986-88)814
9. Bill Sullivan (1972-75)802
10. Jon Chamberlain (1981-84).....	.800

CURRENT PLAYERS:

Ryan Iversen - 171-221774
-------------------------------------	------

CAREER STEALS

1. Taurence Chisholm (1984-88) - G.....	298
2. Tyrone Perry (1995-99) - G.....	186
3. Ken Luck (1978-82) - F.....	173
4. Anthony Wright (1989-92) - F.....	159
5. Brian Pearl (1991-95) - G	158
6. Oscar Jones (1982-86) - F	149
Mark Murray (1988-92) - F/G	149
8. Ryan Iversen (2000- present)	131
9. Kestutis Marciulionis (1996-2000) - G	129
10. Kevin Blackhurst (1989-92) - G	123
Spencer Dunkley (1989-92)	123
Rob Garner (1993-96) - G.....	123

CAREER REBOUNDS

1. Spencer Dunkley (1989-92) - C.....	916
2. Nate Cloud (1960-63) - C.....	882
3. Greg Smith (1993-97) - F	878
4. Wolfgang Fengler (1971-74) - C	826
5. Mike Pegues (1996-2000) - F.....	785
6. Frank Wickes (1956-59) - F.....	755
7. Alex Coles (1988-92) - F.....	711
8. Jack Waddington (1953-56) - C.....	699
9. Dave Sysko (1961-64) - F	630
10. Anthony Wright (1989-92) - F	629
11. Mark Murray (1988-92) - G/F.....	613
12. Frank White (1951-54) - F.....	612
13. Pete Cloud (1961-64) - F.....	609
14. Brian Downie (1975-78) - C.....	607
15. Steve Jennings (1984-88) - C.....	592
16. Peter Mullenberg (1977-81) - C	591
17. Barry Berger (1984-88) - F	580
18. Denard Montgomery (1988-92) - C	577
19. Jim Kruszinski (1949-52) - C	561
20. Chuck Hamilton (1958-60) - C	553
21. Bill Wagamon (1958-62) - F.....	549
22. Steve Schlachter (1973-76) - F	540
23. Patrick Evans (1991-96) - C	524
24. Lee Swayze (1970-72) - F.....	515
25. Ray Crawford (1951-57) - F.....	499
26. Loren Pratt (1967-71) - F.....	495
27. John McMillan (1967-70) - C.....	486
28. Ed Roth (1967-70) - F.....	480
29. Ken Luck (1978-82) - F.....	479
30. Peca Arsic (1994-97) - F	461
31. John Weber (1982-86) - F	454
32. Elsworth Bowser (1986-89) - C	450
33. Ryan Iversen (2000-) - G	449
34. Tim Carr (1979-83) - C	444

CAREER BLOCKED SHOTS

1. Spencer Dunkley (1989-93) - C.....	195
2. John Bennett (1995-99) - C	148
3. Ndongo Ndiaye (1998-2000) - F	110
4. Alex Coles (1988-92) - F	107
5. Pete Mullenberg (1977-81) - C	106
6. Denard Montgomery (1988-92) - C.....	93
7. Ajmal Basit (2000-01) - F.....	81
8. Mike Pegues (1996-2000) - F	72
9. Maurice Sessoms (2000- present)	59
10. Patrick Evans (1991-96) - C	51

UD under David Henderson...

- Delaware is 45-34 overall
- Delaware is 29-17 in conf. regular season action
- The Blue Hens are 26-9 at home (Bob Carpenter Center)
- In home openers, Delaware is 3-0
- In season-openers, Delaware is 1-2
- Delaware is 16-1 when it shoots 50% or better from the field
- Delaware is 32-7 when it is leading at halftime (at home, 20-3 when leading at half)
- Delaware is 42-4 when leading or tied with 2:00 to play in regulation
- Delaware is 43-4 when leading or tied with 1:00 to play in regulation
- Delaware is 23-5 when it scores 35 points or more in the first half
- Delaware is shooting 77.0% at the line inside of the 2:00 mark (194-252)
- Delaware is averaging 7.7 three-point field goals per game (606 total)
- Delaware has made 10 or more three-point field goals 17 times
- Delaware is averaging 70.8 ppg (5,592 total)
- Delaware is shooting 43.4% from the field (1988-4579)
- Delaware is shooting 35.8% from three-point range (606-1692)
- Opponents have been held under 60 points 24 times (20-4 in those games)

UD Coaching Records

Mike Brey	99-51	.660
H.B. Shipley	35-19	.648
Fred Emmerson	66-41	.617
Dan Peterson	69-49	.585
Steve Steinwedel	163-121	.574
David Henderson	45-34	.570
Don Harnum	69-57	.548
Joseph Brunansky	24-30	.444
D. Kenneth Stears	7-9	.438
Z. Edmund Prince	7-9	.438
Flucie Stewart	7-9	.438
Samuel Saunders	3-4-1	.438
Irv Wisniewski	111-154	.419
William J. McAvoy	58-83	.411
Stephen Grenda	13-19	.406
Gerald P. Doherty	43-64-1	.402
Ron Rainey	91-147	.382
E. Emery Adkins	14-23	.378
Lyal Clark	6-10	.375
J.J. Rothrock	17-33	.340
William Murray	3-9	.250
Frank Forstburg	6-23	.207



Henderson's Team vs.

Opponent	H	A	Over.
Boston Univ.	1-0	1-0	2-0
Bowling Green	0-0	0-0	0-1
Butler	0-0	0-0	0-1
Charleston So.	0-0	0-0	1-0
C. of Charleston	0-0	0-1	0-1
Delaware St.	1-0	0-0	1-0
Drexel	2-1	0-2	3-3
E. Washington	0-0	0-0	1-0
George Mason	0-1	1-2	1-3
Hartford	1-0	1-0	2-0
High Point	0-0	1-0	1-0
Hofstra	1-1	1-3	2-4
James Madison	1-0	2-0	3-0
La Salle	1-0	0-1	1-1
Long Island Univ.	1-0	0-0	1-0
Loyola (MD)	1-0	0-1	1-1
Maine	0-1	0-1	0-2
New Hampshire	1-0	1-0	2-0
Northeastern	2-0	1-0	3-0
Old Dominion	1-0	1-1	2-1
Pennsylvania	2-0	0-1	2-1
Rider	1-1	0-1	1-2
Saint Joseph's	0-1	0-2	0-3
Siena	0-0	1-0	1-0
Temple	0-0	0-1	0-1
Towson	3-1	1-1	4-2
UNC Greensboro	1-0	0-1	1-1
UNC Wilmington	0-2	1-0	1-3
UW-Green Bay	0-0	0-1	0-1
VCU	2-0	0-1	1-1
Vermont	1-0	1-0	2-0
Wichita State	0-0	0-0	1-0
William & Mary	2-0	1-1	3-1

TOTALS26-9 15-22*45-34

*4-3 on neutral courts

2002-03 Season & Career Highs

2 – Chris Prothro

	2002-03 Season Highs
Points	11 vs. UNC Wilmington, 1/18
Rebounds	7 vs. UNC Wilmington, 1/18
Assists	1, three times
Blocks	n/a
Steals	2 at UW-Green Bay, 12/28
Minutes	22 vs. UNC Wilmington, 1/18
Field Goals	4, twice
Field Goal Att.	8 at UW-Green Bay, 12/28
3-pt. Field Goals	2 vs. William &Mary, 2/1
3-pt. Field Goal Att.	5 at Siena, 12/21
Free Throws	4 at Hofstra, 1/29
Free Throw Att.	6 at Hofstra, 1/29

3 – Mike Slattery

	2002-03 Season Highs	Career Highs
Points	22 at UW-Green Bay, 12/28	same
Rebounds	7 vs. VCU, 1/11	same
Assists	15, twice	same
Blocks	1 at Siena, 12/21	1, three times
Steals	5 vs. UNC Wilmington, 1/18	5, twice
Minutes	45 vs. Drexel, 1/23 (ot)	same
Field Goals	8 at UW-Green Bay, 12/28	same
Field Goal Att.	18 at UW-Green Bay, 12/28	same
3-pt. Field Goals	4 at UW-Green Bay, 12/28	same
3-pt. Field Goal Att.	11 at UW-Green Bay, 12/28	same
Free Throws	7 vs. E. Washington, 12/27	same
Free Throw Att.	12 vs. E. Washington, 12/27	same

#10 – Mike Ames

	2002-03 Season Highs	Career Highs
Points	27 vs. E. Washington, 12/27	33 at Drexel, 2/9/02
Rebounds	8 at Old Dominion, 1/15 (ot)	same
Assists	2, three times	3, four times
Blocks	2 at Old Dominion, 1/15 (ot)	same
Steals	4 at Siena, 12/21	4, twice
Minutes	37 at Old Dominion, 1/15 (ot)	same
Field Goals	8, twice	11 at Drexel, 2/9/02
Field Goal Att.	17, three times	18 at Drexel, 2/9/02
3-pt. Field Goals	5, three times	7 at Drexel, 2/9/02
3-pt. Field Goal Att.	13 vs. William &Mary, 2/1	13, twice
Free Throws	10 at UW-Green Bay, 12/28	same
Free Throw Att.	10 at UW-Green Bay, 12/28	same

#11 – Anwar Rohan

	2002-03 Season Highs
Points	3 vs. William &Mary, 2/1
Rebounds	n/a
Assists	n/a
Blocks	n/a
Steals	n/a
Minutes	2 vs. William &Mary, 2/1
Field Goals	1 vs. William &Mary, 2/1
Field Goal Att.	1 vs. William &Mary, 2/1
3-pt. Field Goals	1 vs. William &Mary, 2/1
3-pt. Field Goal Att.	1 vs. William &Mary, 2/1
Free Throws	n/a
Free Throw Att.	n/a

#12 – Rulon Washington

	2002-03 Season Highs
Points	10 at Siena, 12/21
Rebounds	3, twice
Assists	1, three times
Blocks	n/a
Steals	1, twice
Minutes	17 at Siena, 12/21
Field Goals	3, twice
Field Goal Att.	9 vs. Rider, 12/14
3-pt. Field Goals	2 at Siena, 12/21
3-pt. Field Goal Att.	6 at La Salle, 11/22
Free Throws	3 vs. Penn, 12/3
Free Throw Att.	3, twice

#24 – Robin Wentt

	2002-03 Season Highs	Career Highs
Points	3 at La Salle, 11/22	13 vs. Bowling Green, 11/18/01
Rebounds	2 at La Salle, 11/22	8, twice
Assists	4 at La Salle, 11/22	same
Blocks	3 at La Salle, 11/22	4 vs. Towson, 1/23/02
Steals	1 at La Salle, 11/22	2 at George Mason, 12/22/01
Minutes	20 at La Salle, 11/22	31 vs. Bowling Green, 11/18/01
Field Goals	1 at La Salle, 11/22	5 at High Point, 12/6/01
Field Goal Att.	1 at La Salle, 11/22	10 at High Point, 12/6/01
3-pt. Field Goals	n/a	2 vs. Bowling Green, 11/18/01
3-pt. Field Goal Att.	n/a	3 vs. Bowling Green, 11/18/01
Free Throws	1 at La Salle, 11/22	3, twice
Free Throw Att.	3 at La Salle, 11/22	5 vs. Bowling Green, 11/18/01

#30 – Calvin Smith

	2002-03 Season Highs	Career Highs
Points	16 vs. LIU, 12/1	same
Rebounds	8, twice	same
Assists	2 at Siena, 12/21	2, three times
Blocks	7 vs. LIU, 12/1	same
Steals	3, twice	same
Minutes	31 vs. LIU, 12/1	same
Field Goals	7, twice	same
Field Goal Att.	12 vs. LIU, 12/1	same
3-pt. Field Goals	n/a	n/a
3-pt. Field Goal Att.	n/a	1 at VCU, 1/14
Free Throws	2, twice	3 vs. Wm. &Mary, 2/20
Free Throw Att.	4 vs. LIU, 12/1	same

#32 – Ryan Iversen

	2002-03 Season Highs	Career Highs
Points	23 vs. William &Mary, 2/1	same
Rebounds	17 vs. LIU, 12/1	same
Assists	11 vs. LIU, 12/1	same
Blocks	1 vs. E. Washington, 12/27	1, six times
Steals	4 at Siena, 12/21	5 vs. Northeastern, 1/11/01
Minutes	33 at Old Dominion, 1/15 (ot)	same
Field Goals	8 vs. William &Mary, 2/1	same
Field Goal Att.	11, three times	13 vs. C. of Charl. (ot), 12/21/00;
		12 vs. UNC Wilmington, 3/3/02
3-pt. Field Goals	6 vs. William &Mary, 2/1	same
3-pt. Field Goal Att.	9 vs. William &Mary, 2/1	same
Free Throws	7 vs. UNC Wilmington, 1/18	9 at Boston U., 2/10/01
Free Throw Att.	9 vs. UNC Wilmington, 1/18	11, twice

#35 – David Lunn

	2002-03 Season Highs	Career Highs
Points	15 vs. Drexel, 1/23	same
Rebounds	8 vs. Towson, 1/25	same
Assists	7 vs. William &Mary, 2/1	same
Blocks	1, five times	1, six times
Steals	6 vs. Towson, 1/25	same
Minutes	36 vs. Drexel, 1/23	same
Field Goals	5, three times	same
Field Goal Att.	12 vs. Towson, 1/25	same
3-pt. Field Goals	3, twice	same
3-pt. Field Goal Att.	6 at UW-Green Bay, 12/28	same
Free Throws	7 at William &Mary, 1/8	same
Free Throw Att.	8 at William &Mary, 1/8	same

#42 – Dave Hindenlang

	2002-03 Season Highs	Career Highs
Points	10 vs. Rider, 12/14	11 at High Point, 12/6/01
Rebounds	10 vs. E. Washington, 12/27	same
Assists	3 at James Madison, 1/4	same
Blocks	2 vs. Rider, 12/14	3 vs. Loyola (MD), 12/30/01
Steals	5 vs. Penn, 12/3	same
Minutes	34 vs. E. Washington, 12/27	same
Field Goals	4, three times	5 at High Point, 12/6/01
Field Goal Att.	9 vs. UNC Greensboro, 12/19	same
3-pt. Field Goals	n/a	n/a
3-pt. Field Goal Att.	n/a	n/a
Free Throws	2, five times	4 vs. Bowling Green, 11/18/02
Free Throw Att.	4, three times	5 vs. Drexel, 3/2/02

#44 – Maurice Sessoms

	2002-03 Season Highs	Career Highs
Points	21 at Siena, 12/21	same
Rebounds	9 vs. Rider, 12/14	10 vs. La Salle, 11/24/01 (ot)
Assists	2, four times	4, twice
Blocks	2, three times	4 vs. Vermont, 2/22/01
Steals	2, twice	2, three times
Minutes	32 vs. Rider, 12/14	34 vs. La Salle, 11/24/01 (ot)
Field Goals	8 vs. LIU, 12/1	8, three times
Field Goal Att.	13 vs. Rider, 12/14	same
3-pt. Field Goals	n/a	1 vs. Northeastern, 3/4/01
3-pt. Field Goal Att.	n/a	2 vs. Northeastern, 3/4/01
Free Throws	11 at Siena, 12/21	same
Free Throw Att.	12 at Siena, 12/21	same

#52 – Ioannis Xenakis

	2002-03 Season Highs	Career Highs
Points	12 vs. VCU, 1/11	same
Rebounds	5 vs. Towson, 1/25	same
Assists	n/a	n/a
Blocks	1, three times	same
Steals	n/a	n/a
Minutes	23 vs. VCU, 1/11	same
Field Goals	5 vs. VCU, 1/11	same
Field Goal Att.	9, twice	same
3-pt. Field Goals	n/a	n/a
3-pt. Field Goal Att.	n/a	n/a
Free Throws	2, twice	same
Free Throw Att.	4 vs. VCU, 1/11	same

2002-03 Fightin' Blue Hen Miscellaneous Stats

Led in scoring*	'02-03 (w-l)	Career (w-l)	Consec.
Mike Ames	6 (3-3)	14 (7-7)	
Maurice Sessoms	5 (4-1)	12 (7-5)	
Ryan Iversen	3 (2-1)	7 (4-3)	2
Mike Slattery	4 (1-3)	4 (1-3)	
Ioannis Xenakis	1 (1-0)	1 (1-0)	
Dave Hindenlang	- (0-0)	1 (0-1)	

* includes games tied for team-high

Double-digit pts.	'02-03 (w-l)	Career (w-l)	Consec.
Mike Ames	16(10-6)	39(25-14)	4
Ryan Iversen	12 (6-6)	32(20-12)	6
Maurice Sessoms	8 (7-1)	30(22-8)	1
Mike Slattery	11 (5-6)	14 (8-6)	
David Lunn	6 (3-3)	6 (3-3)	
Dave Hindenlang	1 (0-1)	4 (2-2)	
Robin Wentt	- (0-0)	3 (2-1)	
Calvin Smith	3 (3-0)	3 (3-0)	1
Chris Prothro	1 (0-1)	1 (0-1)	
Ioannis Xenakis	1 (1-0)	1 (1-0)	
Rulon Washington	1 (1-0)	1 (1-0)	

20-plus pts.	'02-03 (w-l)	Career (w-l)
Mike Ames	4 (3-1)	8 (4-4)
Maurice Sessoms	1 (1-0)	1 (1-0)
Mike Slattery	1 (0-1)	1 (0-1)
Ryan Iversen	1 (1-0)	2 (2-0)

Dunks	'02-03	Career
Robin Wentt	-	14
Maurice Sessoms	-	11
Calvin Smith	8	9
Chris Prothro	1	1
David Lunn	-	1

Led in rebound.*	'02-03	Career	Consec.
Ryan Iversen	8	24	
Maurice Sessoms	1	11	
Dave Hindenlang	5	6	
Robin Wentt	-	3	
Calvin Smith	4	4	1
David Lunn	2	2	
Mike Ames	1	1	
Chris Prothro	1	1	

* includes games tied for team-high

Double-digit reb.	'02-03	Career
Ryan Iversen	3	10
Dave Hindenlang	1	1
Maurice Sessoms	-	1

Double-digit ast.	'02-03	Career
Mike Slattery	4	4
Ryan Iversen	1	1

Double-Doubles	'02-03	Career
Ryan Iversen	2	4
Mike Slattery	3	3
Maurice Sessoms	-	1

Triple-Doubles	'02-03	Career
Ryan Iversen	1	1

Consec. Games Played		
Maurice Sessoms	79	---
Dave Hindenlang	63	CD - 1/13/01
Mike Ames	56	CD - 2/4/01
Mike Slattery	49	---
Calvin Smith	25	CD - 12/13/02
David Lunn	19	---
Rulon Washington	19	---
Chris Prothro	14	CD - 12/14/02
Ryan Iversen	13	INJ - 12/19/02
Ioannis Xenakis	9	CD/SICK - 1/4/03
Anwar Rohan	1	CD - 1/29/03

Consec. Games Started		
Mike Ames	44	First start 12/6/01
Mike Slattery	31	First start 1/26/02
Ioannis Xenakis	3	First start 1/25/03
David Lunn	3	CD - 1/23/03
Calvin Smith	1	CD- 1/29/03

Consec. Games with a 3-pt. FG		
Mike Ames	14	0-4 (Rider, 12/14)
Mike Slattery	6	0-1 (VCU, 1/11)
David Lunn	1	0-3 (Hofstra, 1/29)
Ryan Iversen	1	0-2 (Hofstra, 1/29)
Chris Prothro	1	0-0 (Hofstra, 1/29)
Anwar Rohan	1	First career game

2002-03 Margins	Wins	Losses
1	2	
2	2	1
3	1	
4		
5		1
6		2
7		
8		
9	1	
10	1	2
11-15	2	
16-19		2
20+	2	

Largest lead: 36 vs. Wm. & Mary (91-55, 0:43, 2nd)

Largest deficit: 23 at Saint Joseph's (65-42, 6:53, 2nd)

Starting Line-ups (in order of first used)

Slattery, Sessoms, Wentt, Iversen, Ames	0-1
Slattery, Ames, Lunn, Smith, Hindenlang	5-4
Slattery, Ames, Prothro, Smith, Hindenlang	4-2
Slattery, Ames, Xenakis, Sessoms, Lunn	1-1
Slattery, Ames, Xenakis, Smith, Lunn	1-0

2002-03 FT Shooting inside final 2:00 of regulation

Game-by-Game	FT-FTA	Game Result
at La Salle	0-2	L 56-73
LIU	0-1	W 87-58
Penn	2-3	W 60-59
at Saint Joseph's	0-0	L 59-77
Rider	0-0	L 60-70
UNCGreensboro	6-10	W 74-71
at Siena	9-10	W 87-78
vs. E. Washington	7-8	W 66-56
at UW-Green Bay	2-2	L 82-88
at George Mason	0-0	L 67-77
at James Madison	2-2	W 69-54
at William & Mary	4-4	W 74-72
VCU	0-0	W 55-53
at Old Dominion ^	3-6	W 75-74 (ot)
UNC Wilmington	1-2	L 62-68
Drexel ^	2-7	L 78-83 (ot)
Towson	3-4	W 74-60
at Hofstra	0-0	L 62-64
William & Mary	1-1	W 91-57

2002-03 Total	42-62	67.7%
2001-02 Total	82-101	81.2%
2000-01 Total	70-89	78.7%
1999-2000 Total	144-180	80.0%

^ includes overtime period

2002-03 Bench Scoring

Game-by-Game	UD-Opp.	Game Result
at La Salle	12-31	L 56-73
LIU	40-20	W 87-58
Penn	39-14	W 60-59
at Saint Joseph's	13-24	L 59-77
Rider	31-14	L 60-70
UNCGreensboro	13-18	W 74-71
at Siena	42-24	W 87-78
vs. E. Washington	18-11	W 66-56
at UW-Green Bay	24-24	L 82-88
at George Mason	15-7	L 67-77
at James Madison	20-19	W 69-54
at William & Mary	39-26	W 74-72
VCU	32-14	W 55-53
at Old Dominion	35-20	W 75-74 (ot)
UNC Wilmington	23-11	L 62-68
Drexel	38-30	L 78-83
Towson	28-19	W 74-60
at Hofstra	29-12	L 62-64
William & Mary	48-29	W 91-55

2002-03 Total	539-367
2002-03 Avg.	28.4-19.3

2001-02 Total	848-492
2001-02 Avg.	28.3 - 16.4

All-time under David Henderson, UD is...

overall	45-34
in conference play (reg. season)	29-17
vs. conference teams	32-19

at home	26-9
on the road	15-22
on neutral courts	4-3

home conf. games	16-7
road conf. games	13-10
conf. tourn. games	3-2

50% or better FG	16-1
less than 50% FG	29-34
Opp. shoots 50% FG or better	1-13
Opp. shoots less than 50% FG	44-21

when scoring 70+	33-8
when scoring less than 70	12-26
when opp. score 70+	14-19
when opp. score less than 70	31-15

when leading at half	32-7
when trailing at half	8-23
when tied at half	5-4

in overtime games	3-2
-------------------	-----

more or equal turnovers	26-25
less turnovers than opp.	19-9

outbounding or equal reb.	28-16
outbounded by opp.	17-18

when leading/tied with 2:00 left	42-4
when leading/tied with 1:00 left	43-4
when trailing with 2:00 left	3-30
when trailing with 1:00 left	2-30


in November	4-7
in December	11-9
in January	16-11
in February	11-5
in March	3-2

in night games	38-26
in day games	7-8

on Monday	2-5
on Tuesday	1-0
on Wednesday	6-5
on Thursday	11-4
on Friday	2-1
on Saturday	20-16
on Sunday	3-4

vs. America East teams	16-5
vs. Atlantic 10 teams	1-5
vs. Big South teams	2-0
vs. Big Sky teams	1-0
vs. CAATEams	16-15
vs. Horizon League teams	0-2
vs. Ivy League teams	2-1
vs. MAAC teams	3-3
vs. MEAC teams	1-0
vs. Mid-American Conf. teams	0-1
vs. Missouri Valley Conf. teams	1-0
vs. Northeast Conference teams	1-0
vs. Southern Conference teams	1-2

Meet the Blue Hens • Radio/TV Chart



Chris Prothro **2**
Guard/Forward
6-5 • Freshman
Atlanta, GA

_____ ppg
_____ rpg
_____ apg




Mike Slattery **3**
Guard
6-0 • Sophomore
Philadelphia, PA

_____ ppg
_____ rpg
_____ apg




Mike Ames **10**
Guard
6-3 • Junior
Phoenixville, PA

_____ ppg
_____ rpg
_____ apg



Anwar Rohan **11**
Guard
6-2 • Freshman
St. Thomas, VI

_____ ppg
_____ rpg
_____ apg



Rulon Washington **12**
Guard
6-1 • Freshman
Jacksonville, FL

_____ ppg
_____ rpg
_____ apg



Robin Wentt **24**
Forward
6-7 • Junior
Silver Spring, MD

_____ ppg
_____ rpg
_____ apg



Calvin Smith **30**
Forward
6-5 • Sophomore
Norfolk, VA

_____ ppg
_____ rpg
_____ apg



Ryan Iversen **32**
Guard
6-3 • Senior
Eden Prairie, MN

_____ ppg
_____ rpg
_____ apg



David Lunn **35**
Guard
6-4 • Sophomore
Baltimore, MD

_____ ppg
_____ rpg
_____ apg



Dave Hindenlang **42**
Forward
6-3 • Senior
Johnstown, PA

_____ ppg
_____ rpg
_____ apg



Maurice Sessoms **44**
Forward
6-8 • Senior
Teaneck, NJ

_____ ppg
_____ rpg
_____ apg



Ioannis Xenakis **52**
Center
7-0 • Junior
Ilioupoli, Greece

_____ ppg
_____ rpg
_____ apg