



# University of Delaware Sports Information Men's Basketball News

Scott Selheimer  
Sports Information Director

Mike Hirschman  
Asst. Director

Pete DiVito, Austin Calhoun  
2003-04 Interns

Linda McCormick  
Sr. Secretary

Bob Carpenter Center (Overnight: 631 S. College Ave.) • Newark, DE 19716 • 302-831-2186 (phone) • 302-831-8653 (fax) • www.udel.edu/sportsinfo

## 2003-04 Schedule

N 21 at Mt. St. Mary's.....W 75-72 (ot)  
**25 at American .....7 p.m.**  
 30 San Francisco .....2 p.m.  
 D 3 at Long Island University.....7 p.m.  
 6 at UMBC .....7 p.m.  
 10 Loyola (MD).....7:30 p.m.  
 13 at Rider .....3 p.m.  
 23 Siena.....7:30 p.m.  
 30 Saint Joseph's (TV-CN 8)....8 p.m.  
 J 3 \*Hofstra (TV-FSN) .....4 p.m.  
 7 at \*VCU.....7:30 p.m.  
 10 at \*Towson (TV-CN 8).....5 p.m.  
 12 \*James Madison .....7:30 p.m.  
 15 at \*Drexel (TV-CSN-Phila.)..7 p.m.  
 17 \*Old Dominion .....7:30 p.m.  
 21 \*William & Mary .....7:30 p.m.  
 24 at \*UNC Wilmington (TV-CAA)..4 p.m.  
 28 \*George Mason .....7:30 p.m.  
 31 at \*James Madison .....7 p.m.  
 F 4 at \*Hofstra .....7 p.m.  
 7 \*Towson (TV-CAANetwork) 4 p.m.  
 11 at \*William & Mary.....7 p.m.  
 14 at \*Old Dominion.....7 p.m.  
 16 \*UNC Wilmington .....7:30 p.m.  
 21 at \*George Mason .....4:30 p.m.  
 25 \*VCU.....7:30 p.m.  
 28 \*Drexel .....7:30 p.m.  
 M 5-8 CAA Tournament .....TBA  
 (Richmond Colis., Richmond, VA)

\* CAA game

## Athletics Media Relations

**Mike Hirschman - Men's BB SID**  
 Office - 302-831-2186  
 Fax - 302-831-8653  
 Cell - 302-981-3062  
 E-mail - mhirsch@udel.edu

## Media Notes • Game 2

Delaware (1-0) vs. American (0-1)  
 November 25, 2003 • 7 p.m.  
 Bender Arena (4,500) • Washington, DC

## Probable Starters

2003-04 Stats					
Pos. No., Name	Yr.	ppg	rpg	apg	Miscellaneous
F 24 Robin Wentt	Jr.-r	9.0	7.0	2.0	missed all but one game in 02-03 with shoulder injury
C 31 Raphael Madera	Fr.	2.0	1.0	0.0	averaged a double-double last two years at Avon Farms
G 3 Mike Slattery	Jr.	9.0	0.0	7.0	led CAA in assists (No. 18 in NCAA) last year at 6.2 apg
G 10 Mike Ames	Sr.	17.0	5.0	0.0	29 pts. & 21 pts. in two exhib. gms.; 55 consec. starts
G 35 David Lunn	Jr.	12.0	5.0	1.0	10 double-figure scoring games last year

## Off the Bench

Pos. No., Name	Yr.	ppg	rpg	apg	Miscellaneous
F 2 Chris Prothro	So.	0.0	1.0	0.0	played in 27 games as a rookie
F 4 Dan DiNozzi	So.	---	---	---	walk-on who earned spot in pre-season
F 5 Lebo Maepa ( <i>Inj.</i> )	Fr.-r	---	---	---	redshirted last year; recovering from off-season surgery
G 12 Rulon Washington	So.	17.0	1.0	0.0	career-high 17 pts. in opener off the bench (7-8 FG)
G/F 15 Herb Courtney	Fr.	0.0	0.0	0.0	third-team all-state (PA) honors at Hatboro-Horsham
F 21 Chris Metkiff	Fr.	---	---	---	walk-on who earned spot in pre-season
F 30 Calvin Smith	Jr.	6.0	8.0	1.0	led team with 39 blocked shots last year
F 33 Henry Olawoye	Fr.	3.0	2.0	1.0	recorded three FGs in exhibition gms. -- all dunks
G/F 34 Octavius Flowers	Fr.	---	---	---	Conf. Player of the Year at Comm. Christian HS last year

A pronunciation guide is available on page 2 of tonight's game notes.

NOTE: Harding Nana will be eligible to play December 20 (NCAA transfer rules).

## Injury Report

**Lebo Maepa** will miss at least the first month of the regular season as he continues his rehab from off-season knee surgery. He is expected back around January 1...**Chris Prothro** has been hampered with back problems throughout the pre-season and is day-to-day.

## All-time Series

**All-Time Series Record:** American leads, 15-8  
**UD vs. American at Washington, DC:** 2-8  
**UD vs. American at Newark, DE (at BCC):** 5-7  
**UD vs. American on neutral courts:** 1-0

For complete series results, check the opponents section of the UD media guide.

## Blue Hens by the Numbers in 2003-04

0-0 ..Home	0-0 ..when leading at halftime	1-0 ..more or = turnovers	1-0 ..in November
1-0 ..Road	1-0 ..when trailing at halftime	0-0 ..less turnovers	0-0 ..in December
0-0 ..Neutral courts	0-0 ..when tied at halftime	0-0 ..outrebounding or = opp.	0-0 ..in January
0-0 ..vs. CAA at home	0-0 ..leading or tied at 2:00 left	1-0 ..outrebounded by opp.	0-0 ..in February
0-0 ..vs. CAA on the road	1-0 ..leading or tied at 1:00 left	1-0 ..at night	0-0 ..in March
1-0 ..in overtime games	1-0 ..trailing with 2:00 left	0-0 ..during the day	0-0 ..vs. America East
1-0 ..when scoring 70+ pts.	0-0 ..trailing with 1:00 left	0-0 ..on Monday	0-0 ..vs. Atlantic 10
0-0 ..when scoring -70 pts.	1-0 ..when Hens score first	0-0 ..on Tuesday	0-0 ..vs. CAA
1-0 ..when opponents score 70+	0-0 ..when opp. score first	0-0 ..on Wednesday	0-0 ..vs. Metro Atlantic Ath. Conf.
0-0 ..when opponents score -70	0-0 ..winning opening tap	0-0 ..on Thursday	1-0 ..vs. Northeast Conf.
1-0 ..when making 5+ 3-pt FG	1-0 ..when losing tap	1-0 ..on Friday	0-0 ..vs. Patriot League
0-0 ..when making 10+ 3-pt FG	1-0 ..shooting 50% + FG	0-0 ..on Saturday	0-0 ..vs. West Coast Conf.
	0-0....shooting under 50% FG	0-0 ..on Sunday	
	0-0 ..opp. shoot 50% + FG		
	1-0 ..opp. shoot under 50% FG		

## Say It Like This...

- Harding Nana (NAH-NAH)
- Chris Prothro (PRO-throw)
- Dan DiNozzi (Deh Nah-zee)
- Lebo (Lay-bo) Maepa (May-puh)
- Rulon (ROO-lahn) Washington
- Raphael Madera (Muh-dare-uh)
- Henry Olawoye (Ohl-uh-way)
- Steve Grootenius (GROO-th-ee-us)

## You want numbers?

So you say you're a numbers freak? Try these numbers on for size.

2 - So much for "1" being the loneliest number. At Delaware this season, "2" is the loneliest number. Chris Prothro is the first Blue Hen to wear the No. 2. Of course, part of the reason for that is the No. 2 was illegal in college basketball from 1957-58 to 1999-2000 (as was wearing "1").

3 - The number of times Delaware has rallied from a double-digit halftime deficit to win since 1980-81. UD rallied from down 10 points at half to beat Mt. St. Mary's in the season-opener, the first time UD had done it since Jan. 6, 1993.

4 - The number of times Delaware has lost consecutive home games since the BCC opened in Dec. 1992.

5 - The number of times Delaware has lost when leading with 2:00 left in regulation over the last six-plus seasons. UD is 100-5 when that happens during the span.

6 - When Delaware has a lead of six points or more at halftime, it has won 62 of the last 64 (over six-plus seasons).

33 - That's how many sellouts Delaware has had in the last five seasons at the 5,000-seat Bob Carpenter Center.

99 - This is the 99th season of Delaware basketball.

115 - The number of games that Delaware has won leading at the half over the last seven-plus seasons. UD is 115-23 when leading at the half during that span.

117 - The number of games Delaware has won in the 11 seasons at the Carpenter Center. UD is 117-32 (.785 pct) at "The Bob" since its opening back on Dec. 1, 1992.

3812- UD has made at least one three-pointer in 382 consecutive games. The Blue Hens haven't been shutout from behind the arc since Nov. 28, 1990 at Bucknell.

## On the Internet...

University of Delaware athletics information is available via the internet through <http://www.udel.edu/sportsinfo>

Box scores and game stories are usually posted within an hour of the conclusion of each UD basketball game. Cumulative statistics are also updated and posted after each game. Media notes are available in a PDF format within 24 hours of the start of each game.

In addition, live stats are available for all UD home games.

For more information, contact the UD sports information department.

## ... and on the Air

For the fifth consecutive year, the Blue Hen radio network's flagship station is The Ticket AM-1290. Also on the network are WDOV-AM 1410 (Dover) and WTGM-AM 960 (Salisbury, MD). Mike Corey and Bill Komissaroff call the action on the network. The River 94.7-FM is also carrying all road games beginning Jan. 1.

In addition, many UD basketball games are also broadcast on the UD student station, WVUD-FM 91.3, and WVUD2, the station's internet radio network.

Real Audio links for both broadcasts are available through UD's athletics website.

**Delaware will play six games on network TV this season.** The Fightin' Blue Hens appear on CN-8 twice, at home against Saint Joseph's and at Towson; on Comcast SportsNet-Philadelphia at Drexel; on Fox SportsNet at home against Hofstra (local coverage TBA); and twice on the CAA Network (locally on Comcast SportsNet-Philadelphia and CSN Mid-Atlantic), at UNC Wilmington and at home against Towson.

All Delaware home games are also shown on STN, the student television network, that is shown on-campus.

## CAA Media Teleconference

The CAA will hold its weekly men's basketball media teleconference **each Tuesday, running through March 2.** The number to access the teleconference is 888-658-7213. The passcode is available by contacting Tripp Sheppard or Rob Washburn in the CAA office at 804-754-1616.

The teleconference schedule is as follows:

10:10	Tom Pecora, Hofstra
10:20	Jeff Capel, Virginia Commonwealth
10:30	Blaine Taylor, Old Dominion
10:40	Rick Boyages, William & Mary
10:50	Brad Brownell, UNC Wilmington
11:00	Sherman Dillard, James Madison
11:10	Jim Larranaga, George Mason
11:20	Michael Hunt, Towson
11:30	David Henderson, Delaware
11:40	Bruiser Flint, Drexel

## David Henderson Show

The David Henderson Show airs each Monday from 7-7:30 p.m. on The Ticket 1290 AM and The River 94.7-FM. (Real Audio links are available at [www.udel.edu/sportsinfo/mens\\_basketball](http://www.udel.edu/sportsinfo/mens_basketball)).

Each Monday, the David Henderson Show will come from the legendary Deer Park Tavern on Main Street in downtown Newark.

Coach Henderson is joined by the voice of the Blue Hens Mike Corey for a review of the past week's games, a preview of upcoming action, and a series of questions both from the restaurant audience and listeners via call-in.

During the 2003-04 season, live shows are scheduled for Dec. 1, Dec. 8, Dec. 15, Dec. 22, Dec. 29, Jan. 5, Jan. 12, Jan. 19, Jan. 26, Feb. 2, Feb. 9, Feb. 16, Feb. 23, Mar. 1 and Mar. 8.

## UD Splits Exhibition Games

Delaware split the two exhibition games it played earlier this month. (Box scores for both games and exhibition cumulative stats can be found in the stats section of tonight's notes.)

• On November 5, senior guard Mike Ames scored a game-high 29 points, including five three-pointers and perfect eight for eight shooting from the foul line, to lead the University of Delaware men's basketball team to a 76-63 win over Team Ezybonds from Australia in the Blue Hens' exhibition opener at the Bob Carpenter Center.

Ames, a 6-3 guard from Pottsville, PA (St. Pius X HS) and a pre-season Colonial Athletic Association first team selection, scored 10 of Delaware's first 14 points and finished with 14 in the opening half as the Hens built a 36-28 lead at intermission. He added two big three-pointers and four free throws in the final 10 minutes of the game to hold off a late Ezybonds charge.

Delaware junior guard Mike Slattery, the returning CAA assist leader and a pre-season second team selection, added 13 points and a game-high six assists while David Lunn added 10 points. The Hens connected on 24 of 33 free throws.

The Blue Hens led for the entire first half, controlling the action and leading by at least five points over the last five minutes of play. The Hens went up by as much as 11 points at 34-23 following a dunk by freshman Henry Olawoye and a jumper by Slattery.

Delaware took a 36-28 lead into halftime and went back up by 11 points again at 52-41 in the second half on a three-pointer by Ames with 10:42 remaining. But Ezybonds fought back and finally tied the game for the first time at 54-54 on a three-pointer by Braith Cox with 8:17 remaining. Ezybonds took its only lead of the night at 56-54 seconds later on a jumper by Emile Sheppard.

But the Hens rallied to put the game away, scoring 10 straight points, including two Ames three-pointers, a Lunn jumper, and two Slattery free throws, to go back up 64-56 with six minutes left. Ezybonds pulled to within three at 66-63 on two Cox free throws with 3:13 left, but Ames answered with four straight free throws to put the game away.

• On November 12, The University of Delaware men's basketball team let a 14-point second half lead slip away and dropped its final pre-season exhibition game Wednesday night with a 77-73 setback to Big Apple Basketball.

Delaware jumped out to a 46-38 halftime lead and went up by as much as 14 points at 53-39 two minutes into the second half before Big Apple fought back and captured the victory.

Senior guard Mike Ames led the Blue Hens with 21 points, including five three-pointers, while junior guard Mike Slattery scored 15 points and dished out six assists and Robin Wentt added 13 points and a game-high 10 rebounds. Delaware outrebounded Big Apple 46-39 for the game but shot just 30.8 percent from the field (12 of 39) in the second half.

Ames and Wentt combined for 24 first half points to pace the Hens to a 46-38 lead at intermission. A quick start in the second half, fueled by a three-pointer and a jumper from Ames and Henry Olawoye's layup, gave the Hens their biggest lead of the night at 53-39 with 17:51 remaining.

But Big Apple quickly rallied, outscoring Delaware 18-4 over the next seven minutes and finally tying the game at 57-57 on two free throws by Igwe with 11:02 left. Seven-footer Ned Rolsma (Tennessee-Martin) scored five points in the run while Nate Brown (St. Peter's) and Robert Hodgson (Rutgers) nailed three-pointers.

The game featured seven ties and five lead changes over the next eight minutes as neither team led by more than two points. After Slattery hit a jumper with 2:55 left to tie the game at 77-77, Big Apple controlled the rest of the game. Rolsma connected on a layup, Djibril Kanter (Indiana State) slammed home a dunk off a feed from JaJa Bey (Long Island U.), and Bey added a layup with seven seconds left to clinch the victory.

## CAA Pre-season Polls

Coaches' Poll	Place	Media Poll
George Mason	1	George Mason
UNC Wilmington	2	VCU
VCU	3	UNC Wilmington
Delaware (T-4)	4	Delaware
Drexel (T-4)	5	Drexel
Old Dominion	6	Old Dominion
Hofstra	7	Hofstra
James Madison	8	James Madison
William & Mary	9	William & Mary
Towson	10	Towson

## Pre-season All-CAA

Coaches' Vote	Media Vote
<b>First Team</b>	
Dominic Jones, VCU	Dominic Jones, VCU
Mark Davis, Geo. Mason	Mark Davis, Geo. Mason
Kenny Adeleke, Hofstra	Kenny Adeleke, Hofstra
Adam Hess, Wm. & Mary	Adam Hess, Wm. & Mary
Troy Godwin, VCU	Mike Ames, Delaware
<b>Second Team</b>	
Mike Slattery, Delaware	Mike Slattery, Delaware
Mike Ames, Delaware	Troy Godwin, VCU
Nick George, VCU	John Goldsberry, UNCW
Alex Loughton, ODU	Phil Goss, Drexel
Anthony Terrell, UNCW	Anthony Terrell, UNCW

## Three-point Facts

As mentioned previously, Delaware has made at least one three-point field goal in each of the last 382 games dating back to Nov. 28, 1990. Bucknell was the last team to hold Delaware without a three-pointer. The Bison held Delaware to 0-for-2 in a 71-62 Bucknell win in East Coast Conference play.

Putting that into proper perspective, freshman Herb Courtney turned six years old on the day that UD was last held without a three-point field goal.

In all, Delaware has made at least one three-pointer in all but five games (492 out of 497

games) since the implementation of the three-point line throughout the NCAA in 1986-87. (Some conferences had an experimental line before that.)

One of the five games that UD failed to make a three-point field goal was the very first game the rule was in effect. It wasn't until Delaware's second game against Washington College (MD) that Brad Heckert made the first-ever 3-pt. field goal by a Blue Hen. (It came on Dec. 3, 1986 with 13:43 left in the first half).

The current streak of 382 games was started by Mark Houghton on Dec. 5, 1990 against St. Francis (PA). He hit a three-pointer from the left wing with 4:22 remaining in the first half. UD lost the game, 72-70. That shot, however, began UD's current string.

Furthermore, UD has connected on 200 or more three-pointers in each of the last five seasons. The Blue Hens hit for 251 in 2000-01, breaking the record of 243 from the season before. When they hit 243 trifectas in 1999-2000, that broke the team record of 207 set in 1998-99.

UD has made 10 or more three-pointers 38 times since the rule was implemented.

In fact, UD has made five or more three-pointers in 107 of its last 121 games, including 33 of the last 36.

## Second Half "D"

In UD's 15 wins last season, it allowed 31.7 ppg in the second half. In the 14 losses, the number jumped to 39.9 ppg.

In Delaware's opener, the Blue Hens held Mt. St. Mary's to 22 points in the second half on 6-20 FG shooting (after MSM shot 17-32 in the first half).

## For Openers

Delaware rallied from 13 points down to win its season opener over Mt. St. Mary's, 75-72, on Friday night.

All-time, the Blue Hens are 49-50 in season openers, including 2-2 under David Henderson. The Blue Hens lost at La Salle, 73-56, in the 2002-03 season opener. **In the last 10 season openers, the Fightin' Blue Hens are 8-2.**

**With the win on Friday, UD avoided losing consecutive season openers for the first time in a decade.** Delaware last lost consecutive season openers in 1992-93 and 1993-94 (a loss at Seton Hall in the Pre-season NIT in Nov. 1992 and a loss at Monmouth in Nov. 1993).

## Another road opener

Delaware opened its 99th season of men's basketball... and once again it is on the road.

**The Blue Hens have not played a season opener at home since the 1996-97 season** (a 91-63 win over Delaware St. on Nov. 22, 1996), giving them seven straight seasons (including tonight) of opening the season away from home.

The Blue Hens lost at La Salle, 73-56, in the 2002-03 season opener.

## Get a Room!

**Delaware has lost 12 of its last 13 (dating back to the 2000 NIT loss at Villanova) when it doesn't stay overnight for a road game.**

Although unrelated to the statistic, Delaware will be staying overnight prior to its games at Mount Saint Mary's and American.

## As Simple as Making Shots

Delaware's success has really just depended on making baskets lately.

In David Henderson's three-plus seasons, Delaware is 50-40. In that span, **25 of 40 losses have come with UD shooting under 40% from the field (5-25 when shooting less than 40%). In 10 of Delaware's losses last season, UD shot less than 40%.**

At the other end of the spectrum, when UD shoots better than 50%, it is 18-1 under Henderson.

## Madera Starts the Opener

**Raphael Madera** started the season-opener, making him the **first true freshman to start on opening night for UD since Brian Pearl started at point guard on opening night and just the fourth since 1972 when freshman gained eligibility.**

Pearl started at point guard on November 23, 1991 against Division III Washington College.

**The last true freshman frontcourt player to start on opening night was Barry Berger.** Berger started the opener on November 27, 1984, also against Washington College. He was joined in the starting line-up that night by another true freshman, **Taurence Chisholm**

## It Starts with Slattery

**Mike Slattery** took over the starting point guard slot the second half of his freshman season. The move started paying dividends almost immediately.

Slattery, a native of Philadelphia and product of Germantown Academy, had 94 assists as a freshman, while playing just 19.7 minutes per game.

Slattery continued that play last season, while his minutes nearly doubled (from 19.7 to 35.7). **He led the CAA in assists per game at 6.2, which also ranked No. 18 in**

**Division I.**

**Slattery also ranked eighth in the CAA in steals (1.76) and second in assist/TO ratio (2.32).**

Since taking over the starting slot as a freshman, **in 42 starts Slattery has 238 assists and just 103 turnovers... a 2.31 ast./TO ratio. In those 42 starts, Slattery has only had a "minus" night (more TO's than assists) three times. Slattery has five or more assists in 25 of his last 35 games, including the season-opener this season.**

Against UNC Greensboro last year, Slattery had a career-high 15 assists. It was the most by a Blue Hen in 20 years and tied for the second-highest single-game total in school history. It was also a Carpenter Center record.

In that game, Slattery played all 40 minutes and had 15 assists versus just one turnover. **The 15 assists were also one shy of a CAA record.**

Slattery, however, did not stop there. **He had 17 points and 10 assists at Siena. In his 38 minutes, he had just three turnovers.**

He duplicated his 15-assist performance in Delaware's home win against William & Mary. Slattery was one of two players in the nation last year to record multiple 15-assist games. (LIU's Antawn Dobie was the other.)

**In UD's 15 wins last season, Slattery had 103 assists (6.9 apg).**

Of course, distributing the ball is nothing new to Slattery. When he was at Germantown Academy, a big part of his role was getting the ball to a couple of guys by the names of **Matt Walsh**, who made a name for himself as a freshman last year at U. of Florida, **Ted Skuchas**, a redshirt freshman at Vanderbilt, and **Lee Melchioni**, who is in his sophomore season at Duke.

## Gotta' Score 60

With the CAA known as one of the top defensive leagues around, points are at a premium.

**With that said, Delaware is 3-21 over the last four seasons when held to less than 60 points.**

10-Assist Games in 2002-03	
Marques Green, St. Bona.	8
Martell Bailey, UIC	6
<b>Mike Slattery, Delaware</b>	<b>5</b>
T.J. Ford, Texas	5
Elliott Prasse-Freeman, Harvard	5
Chris Thomas, Notre Dame	5

*Source: Stats, Inc.*

## The last time...

UD played overtime...

11/21/03 vs. Mt. St. Mary's  
(W 75-72)

UD played double-overtime...

2/18/1994 at Northeastern  
(W 89-85)

UD scored 100 pts...

3/4/2001 vs. Northeastern  
(W 110-66)

UD allowed 100 pts...

2/26/1995 at New Hamp.  
(L 111-113)

UD was held under 50 pts...

1/17/2002 at Penn (L 44-50)

UD held opp. under 50 pts...

3/8/2003 vs. George Mason  
(W 61-49)

UD made 10 3-pt FGs...

2/19/2003 (11) vs. Hofstra  
(L 82-91)

UD allowed 10 3-pt FGs...

12/9/2002 (10) vs. Saint Joseph's  
(L 59-77)

A Blue Hen scored 25 pts...

Mike Ames (27) vs. E. Washington,  
12/27/02

An opp. scored 25 points...

Landy Thompson, Mt. St. Mary's,  
11/21/03

A Blue Hen scored 30 pts...

Mike Ames (33) at Drexel,  
2/9/02

An opp. scored 30 pts...

Landy Thompson, Mt. St. Mary's,  
11/21/03

A Blue Hen scored 35 pts...

Mike Pegues (38) vs. Hartford,  
1/16/1999

An opp. scored 35 pts...

Matt Johnson (42), Vermont,  
2/16/1991

A Blue Hen scored 40 pts...

Ken Luck (40) vs. West Chester,  
1/27/1982

An opp. scored 40 pts...

Matt Johnson (42), Vermont,  
2/16/1991

A Blue Hen grabbed 15 reb...

Ryan Iversen (17) vs. LIU,  
12/1/2002

A Blue Hen grabbed 20 reb...

Greg Smith (21) vs. Vermont,  
1/12/1997

An opp. grabbed 20 reb...

Scott Drapeau (20), New Hamp.,  
3/5/1994

A Blue Hen had 10 assists...

Mike Slattery (12) vs.  
Hofstra, 2/19/2002

A Blue Hen had 5 3-pt FGs...

Mike Ames (5-13); Ryan Iversen  
(6-9) vs. Wm. & Mary, 2/1/2002

## What's Back & What's Not

Here's a breakdown of what returns and what doesn't for the Blue Hens this season....

	2002-03	Return	Lost	% Ret.
Points.....	1990.....	1179.....	811	...59.2%
FG Made.....	702.....	418.....	284	...59.5%
FGAtt. ....	1719.....	1038.....	681	...60.4%
3-FG Made .....	202.....	156.....	46	...77.3%
3-FG Att. ....	598.....	471.....	127	...78.8%
FT Made.....	384.....	197.....	187	...51.3%
FT Att. ....	544.....	288.....	256	...52.9%

Rebounds.....	1028.....	615.....	413	...59.8%
Off. Reb.....	320.....	184.....	136	...57.5%
Def. Reb.....	708.....	441.....	267	...62.3%

Assists .....	407.....	292.....	115	...71.8%
Turnovers.....	389.....	251.....	138	...64.5%
Blocks .....	108.....	59.....	49	...54.6%
Steals.....	231.....	148.....	83	...64.1%
Minutes .....	5850.....	3723.....	2127	...63.6%

## Not Just Basketball Smart

Some have stated that the combination of **Mike Ames** and **Mike Slattery** might be the best backcourt in the CAA this season.

Ames and Slattery, however, aren't just successful on the basketball court. Both are candidates for academic awards, with GPAs better than 3.0.

Slattery, who was selected to the CAA's All-Academic squad last March, is a candidate for CoSIDA Academic All-America this season. He is a sports management major.

Ames could also be a candidate for Academic All-America this season. He is majoring in criminal justice.

## Kanga-ROO

No wonder **Rulon Washington's** nickname is "Roo". It might be short for Kanga-ROO.

**Washington**, a native of Jacksonville, FL, has a **40-inch vertical leap**.

**Washington, who had a career-high 17 points off the bench on 7-8 shooting from the field in Delaware's season-opening win over Mt. St. Mary's**, graduated from Edward White HS in the spring of 2001. However, he wasn't recruited by Division I schools (partially because he had four HS coaches in four years), so he chose to stay in Jacksonville and play in Grayson Marshall's midnight league. Marshall, a former Clemson player (1985-88), called Henderson and put him onto "Roo."

He appeared in 22 games last season as a freshman, missing most of February with a separated shoulder.

## Henderson Hits 50

**Delaware coach David Henderson won his 50th game as a head coach in Delaware's win at Mt. St. Mary's to open the season.**

After his first three seasons, David Henderson was 49-40. In comparison, since 1966-67, coaches in their first three seasons at Delaware and when they won their 50th game:

- Mike Brey was 50-38 (won 50 in 88 gms.)
- Steve Steinwedel was 42-41 (won 50 in 99 gms)
- Ron Rainey was 33-46 (won 50 in 141 gms.)
- Don Harnum, Sr. was 47-29 (won 50 in 80 gms.)
- Dan Peterson was 42-26 (won 50 in 83 gms.)

## Ready, Ames... Fire!

**Mike Ames** is on the verge of becoming the most prolific three-point shooter in UD history.

Last year, the Phoenixville, PA product became **the first Fightin' Blue Hen to record 70 or more three pointers in two seasons...** what's more he did in consecutive seasons (73 each of the last two years).

**Ames**, who has had streaks of 14, 18 and 21 consecutive games with a three-pointer during the last two seasons, **enters this season with 165 three-pointers in his collegiate career.** He needs 46 to tie Kestutis Marciulionis' (pronounced Kuh-stoo-tis Mar-sha-loe-nis) career record of 211 three-pointers.

**Ames**, who is also approaching Marciulionis' three-point attempts record of 611, **is shooting 39.5% for his career**, which ranks him in the Top 10 at UD.

The lone senior of the UD squad, Ames was named to the coaches' second-team All-CAA squad in the pre-season and the media's first-team All-CAA squad.

**Ames has 46 double-figure scoring games at Delaware, including nine 20-point games. He needs 103 points to become the 22nd player at Delaware to surpass the 1,000 career-point mark.**

In addition, **Ames has appeared in 67 consecutive games and has made 55 consecutive starts**, both are the longest streaks among active Blue Hens.

## 40-minute Men

In recent seasons, Delaware has been a tough team to beat when it has a halftime lead.

**Delaware is 104-16 over the last six seasons when leading at the half, including a 35-8 mark during head coach David Henderson's tenure.**

That mark gets better when UD is at home. **At the BCC, the Fightin' Blue Hens are 73-8 when leading at the half since the arena opened.** UD has won **62 of the last 67 at home** when leading at intermission.

**Under David Henderson, Delaware is 21-3 when leading at the half at home.**

**Furthermore, if Delaware has lead of six points or more at half, the Fightin' Blue Hens are 62-2 over the last six seasons.**

## Take Care of 'da Rock

One considerable change while **Mike Slattery** has been the starting point guard has been a decrease in turnovers.

**That wasn't the case though in UD's opener.** For the second straight season opener, UD struggled with turnovers, committing 24.

Each of the last two seasons, Delaware has averaged 13.4 turnovers per game, which rank as the third-lowest average by a UD team in the last 25 years.

Since Slattery took over the starting job midway through the 2001-02 season, UD's turnovers dropped to just over 13 per game in the last 1-1/2 seasons, down from 18 during the previous 1-1/2 seasons.

### UD's Best Turnover Avg. Last 25 Seasons

Year	Avg.
1981-82	12.7
1986-87	13.1
2002-03	13.4
2001-02	13.4
1980-81	14.4
1987-88	14.6
1999-2000	14.6
1982-83	14.6

## Robin... the Boy Wonder

**Robin Wentt** is coming off of a pair of shoulder surgeries.

Wentt has suffered from re-occurring shoulder separations the last two seasons - one for each shoulder. He played through the pain in 2001-02 and underwent surgery in the spring. Last year, Wentt played in only the season opener before undergoing the surgery - same surgery, opposite shoulder - during Christmas break.

Wentt looks like he shaking out some of the cobwebs recording a double-double with 13 points and 10 rebounds in UD's final exhibition game and scoring nine points on 4-4 FG shooting in the opener at Mt. St. Mary's.

## No Splinters on this Squad

David Henderson has used his bench a lot during his tenure at Delaware.

During Henderson's tenure, **the UD bench has scored in double-figures in 85 of 90 games. Currently, Delaware's bench has scored in double-figures in 60 consecutive games.** Delaware's bench was last held to less than 10 points on March 10, 2001 by Hofstra (8) in the America East title game.

**In eight of UD's wins last season, the Blue Hens scored 32 or more bench points.**

Overall last season, Delaware's bench averaged 25.1 ppg, 8.4 ppg more than the opposition. UD scored 20 or more points off of the bench in 20 of 29 games.

In the 2001-02 season, UD's bench averaged 28.3 ppg and scored 20 or more points in 27 of 30 games.

The trend continued against Mt. St. Mary's. Delaware got 26 points from the bench in this season's opener.

## UD Inks McMahon to NLI

University of Delaware's men's basketball coach David Henderson has announced the signing of guard/forward Sam McMahon during the National Letter of Intent program's early signing period.

McMahon, 6-5 and 215 lbs., graduated from Jefferson City HS in Missouri last season and is currently enrolled at Bridgton Academy in North Bridgton, ME. A native of Lohman, Missouri, McMahon finished his playing career at Jefferson City ranked first in games played (103), minutes played (2,620), free throws made (377) and free throws attempted (489). He also ranked second in school history in points with 1,411 and third in rebounds with 641.

As a junior, McMahon averaged 14.0 ppg and 7.3 rpg and earned all-district and second-team all-state honors in Class 4A. He led his team to the Missouri 4A Final Four.

Last year, as a senior, McMahon earned all-district honors, scoring more than 500 points in his final season for a 19.0 ppg average.

At Jefferson City, McMahon played soccer, basketball and baseball, including two seasons as a starting pitcher. He was considered by some as one of the Top 10 senior basketball players in the state last year.

## Blue Hens Playing Pro

Several former University of Delaware players are playing professionally overseas.

**Kestutis Marciulionis, Greg Miller and Ajmal Basit** are playing on rival teams in Germany. Miller is with Bohn, while Basit is playing with Leverkusen. In fact, Basit's team eliminated Miller and his Bohn teammates from last year's playoffs. As of last week, Basit was second in the league in rebounding at 10.0 rpg.

Marciulionis is playing for Bremerhaven in the second division league. In addition, **Mohammed Niang** is also playing in the second division league for Hagen.

**Mike Pegues**, after a standout summer in Australia, is playing for the Leicester City Riders in England. Pegues, who is UD's all-time leading scorer, was third in the league in scoring in Australia, averaging better than 27 ppg. As of last week, he is third in the league in scoring for Leicester at 24.0 ppg.

**Ndongo Ndiaye** is expected to play again this season in Japan.

Peca Arsic is playing for Strasbourg in France's A-League.

## Show Them How Its Done

David Henderson's teams have been good free throw shooters in his first three seasons at Delaware.

Henderson showed at CAA media day that he practices what he preaches. Henderson, who was a 70% free throw shooter in his career at Duke, made all 10 of his free throw attempts to win the CAA's Charity Free Throw Shooting Contest.

The conference donated \$500 in Henderson's name to the "V" Foundation.

## Now That's a Summer Job!

**Dan DiNozzi has an interesting summer job.**

DiNozzi, who earned a spot as a walk-on with the team this year after serving as a student-manager last season, **works with the Wilmington Blue Rocks, the Kansas City Royals' Carolina League affiliate, in the summer.**

**His duties include serving as Mr. Celery.** Mr. Celery is the Blue Rocks' mascot that dances out from behind home plate every time the Blue Rocks score.

DiNozzi, whose brother is CAA Pole Vault Champion Jon DiNozzi, has been Mr. Celery on the weekends each of the last two baseball seasons.

## A Tale of Two Teams

Delaware's numbers in its wins and losses during the 2002-03 season:

	Won	Lost
Average Points	72.9	64.0
First Half	34.4	28.6
Second Half	38.5	33.0
3-pt. Field Goal Pct.	37.8	30.5
Field Goal Pct.	44.5	37.1
Field Goal Defense	39.9	47.0
Turnovers	12.1	14.8

## No Place Like Home

The Blue Hens certainly love to play at the Bob Carpenter Center.

Nicknamed "The Bob" by the UD student body, **Delaware has won 65 of its last 78 games on its home floor and is 117-32 at home in "The Bob's" 11 seasons.**

**That success has continued under David Henderson. Delaware is 27-12 at home during Henderson's tenure.**

**UD has lost consecutive home games just four times since the BCC opened in December 1992 and have never lost three straight at home at the BCC.**

While a member of America East, UD was 72-18 against America East members at home.

Since switching conferences, Delaware is 9-7 against CAA members.

The Fightin' Blue Hens are successful out of the league, too. UD is 34-7 against non-conference foes at "The Bob", including 20 of the last 23 going back to December 1995 (the losses coming in the aforementioned game with Virginia, nationally-ranked Saint Joseph's two years ago and Rider last season).

## There When It Counted

**Delaware struggled at the free throw line in the opener against Mt. St. Mary's, but got it done when it counted the most.**

**Delaware made 11 of 13 at the foul line inside of the 2:00 mark of regulation, including overtime.** UD had only made 7 out of 20 at the foul line in the first 38 minutes of regulation.

## Working Overtime

• **All-time, the Fightin' Blue Hens are 39-31 in overtime games, 23-10 in Newark. (A complete list can be found in the UD media guide.)**

• **Delaware is 6-2 in overtime games all-time at the BCC.**

• **Under David Henderson, Delaware is 4-2 in overtime games.**

• **The Blue Hens have not had consecutive overtime games since Feb. 3 & 7, 1973.**

## In-season Birthdays

• **Lebo Maepa turns 20 on Nov. 26**

• **Herb Courtney turns 19 on Nov. 28**

• **Mike Ames turns 22 on Dec. 23**

• **Mike Slattery turns 21 on Dec. 27**

• **Hardina Nana turns 22 on Jan. 17**

• **Rulon Washington turns 21 on Feb. 1**

• **Chris Prothro turns 20 on Feb. 24**

## Phew... Winning the Close Ones

Last year, Delaware was 6-1 in games decided by three points or less.

Delaware continued that trend, winning the opener at Mt. St. Mary's by three points, 75-72.

In fact, since Mike Slattery became UD's starting point guard midway through the 2001-02 season, the Fightin' Blue Hens are 8-2 in games decided by three points or less.

Home Attendance			
Year	Avg.	SO	
1992-93	3,696	1	
1993-94	3,077	0	
1994-95	3,158	1	
1995-96	3,499	0	
1996-97	3,408	1	
1997-98	3,686	1	
1998-99	4,815	9	
1999-2000	4,989	12	
2000-01	4,848	5	
2001-02	4,948	6	
2002-03	4,697	1	
Blue Hens at the BCC			
	Overall	Conf.*	
1992-93	11-1	7-1	
1993-94	10-3	5-2	
1994-95	8-4	6-2	
1995-96	10-4	7-3	
1996-97	10-5	6-5	
1997-98	13-2	11-1	
1998-99	13-1	11-1	
1999-2000	14-1	10-1	
2000-01	12-2	9-2	
2001-02	8-4	6-3	
2002-03	8-5	5-4	
<b>TOTAL</b>	<b>117-32</b>	<b>83-25</b>	
*reg. season & tourn. games			

## Milestones & Streaks

### Mike Ames...

- Has scored in double-figures in 25 of the last 32.
- Has at least one three-pointer in 23 of 25 games, 41 of the last 44 and 55 of the last 60 games.
- Has started 55 consec. games... the longest among active UD players.
- Needs 103 points for 1,000 in his career (would be the 22nd at UD to do so).
- Needs 35 three-point field goals for 200 in his career (would be the third at UD to do so).

### Mike Slattery...

- Has appeared in all 60 games in his UD career.
- Has started 42 consecutive games.
- Recorded five or more assists in 19 games last season. He has 167 assists and 67 turnovers in the last 27 games (970 minutes).
- Recorded his 200th career assist in just his 48th game (at Hofstra last season). He is the 20th Blue Hen to achieve the mark.
- Has scored in double-figures in 17 of the last 27.
- Has played at least 32 minutes in 27 straight games.
- Needs 20 assists for 300 in his career (would be the 11th at UD to do so).

### UD Team...

- Has made at least one 3-pt. FG in 382 consec. games.
- Has won 78 of 89 games when scoring 35 or more points in the first half.
- Has lost 16 of its last 18 games when shooting under 40% from the field.
- Has won 17 of 18 under David Henderson when shooting better than 50% from the field.
- Has lost 15 of its last 16 games when the opposition shoots better than 50% from the field.
- Has gotten double-figure points from the bench in 60 straight games.
- Has won 51 of the last 53 home games when scoring 70+ points.

## Updating the Career Lists

### CAREER POINTS

1. Mike Pegues (1996-2000) - F	2,030
2. Greg Smith (1993-97) - F	1,713
3. Ken Luck (1978-1982) - F	1,613
4. Mark Murray (1988-1992) - G/F	1,559
5. Brian Pearl (1991-95) - G	1,532
6. Alex Coles (1988-92) - F	1,471
7. Oscar Jones (1982-1986) - F	1,387
8. Dave Sysko (1961-1964) - F	1,269
9. Kestutis Marciulionis (1996-2000) - G	1,258
10. Peca Arsic (1994-97) - F	1,237
11. Anthony Wright (1989-93) - F	1,232
12. Ray Crawford (1951-57) - ?	1,205
13. Nate Cloud (1960-1963) - C	1,167
14. Tim Tompkins (1979-84) - G	1,161
15. Taurence Chisholm (1984-88) - G	1,159
16. Spencer Dunkley (1989-93) - C	1,154
17. Mark Mancini (1975-1979) - G	1,107
18. Frank Wickes (1956-59) - F	1,089
19. Pete Mullenberg (1977-81) - C	1,085
20. Jim Smith (1954-17) - G	1,053
21. Tom Carluccio (1975-79) - F	1,016
22. Barry Berger (1984-88) - F	982
23. Wolfgang Fengler (1971-74) - C	972
24. Loren Pratt (1967-71) - F	965
25. Bob Nack (1971-74) - G	944
Ken Helfand (1969-72) - F	944
27. Tyrone Perry (1995-99) - G	936
<b>28. Mike Ames (2000- current) - G</b>	<b>897</b>
29. Tony Tucker (1986-88) - G	885
30. Pete Cloud (1961-64) - F	881
Jack Waddington (1953-56) - C	881

### THREE-POINT FIELD GOALS MADE

1. Kestutis Marciulionis (1996-2000)	211
2. Peca Arsic (1994-97)	202
3. Tyrone Perry (1995-99)	170
<b>4. Mike Ames (2000-present)</b>	<b>165</b>
5. Greg Miller (1997-2001)	135
6. John Gordon (1998-2000)	134
7. Brian Pearl (1991-95)	130
8. Robbie Johnson (1991-95)	124
9. Austen Rowland (1999-2002)	122
10. Billy Wells (1999-2001)	112
11. Mark Haughton (1987-91)	110
12. Ryan Iversen (2000-2003)	109
13. Ricky Deadwyler (1989-93)	104
14. Kevin Blackhurst (1989-93)	91
15. Tony Tucker (1986-88)	71
<b>16. Mike Slattery (2001- current)</b>	<b>59</b>

### THREE-POINT FIELD GOAL ATTEMPTS

1. Kestutis Marciulionis (1996-2000)	611
2. Peca Arsic (1994-97)	502
3. Tyrone Perry (1995-99)	474
<b>4. Mike Ames (2000-present)</b>	<b>415</b>
5. Greg Miller (1997-2001)	378
6. Austen Rowland (1999-2002)	361
7. Brian Pearl (1991-95)	357
8. Ryan Iversen (2000-03)	324
9. Robbie Johnson (1991-95)	323
10. John Gordon (1998-2000)	312
11. Mark Haughton (1987-91)	308
12. Billy Wells (1999-2001)	272
13. Ricky Deadwyler (1989-93)	268
14. Kevin Blackhurst (1989-93)	262
15. Keith Davis (1996-98)	202
<b>16. Mike Slattery (2001- current)</b>	<b>180</b>

### THREE-POINT FIELD GOAL PERCENTAGE

1. John Gordon (1998-2000)	.430
2. Tony Tucker (1986-88)	.413
3. Billy Wells (1999-2001)	.412
4. Peca Arsic (1994-97)	.402
5. Greg Wheeler (1987-88)	.408
6. Tyrone Perry (1995-99)	.397
7. Donald Dutton (1985-87)	.396
<b>8. Mike Ames (2000-present)</b>	<b>.395</b>
9. Brad Heckert (1983-87)	.389
10. Taurence Chisholm (1984-88)	.388
Ricky Deadwyler (1989-93)	.388

### ASSISTS

1. Taurence Chisholm (1984-88) - G	877
2. Brian Pearl (1991-95) - G	501
3. John Staudenmayer (1979-83) - G	416
4. Tyrone Perry (1995-99) - G	376
5. Rob Garner (1993-96) - G	369
6. Tom Campbell (1977-81) - G	360
7. Mark Mancini (1975-79) - G	357
8. Bill Sullivan (1972-74) - G	349
9. Mark Haughton (1987-91) - G	332
10. Rick Meccariello (1976-79) - G	304
11. Austen Rowland (1999-2002) - G	289
12. Mark Murray (1988-92) - G/F	281
<b>13. Mike Slattery (2001- current) - G</b>	<b>280</b>

### BLOCKED SHOTS

1. Spencer Dunkley (1989-93) - C	195
2. John Bennett (1995-99) - C	148
3. Ndongo Ndiaye (1998-2000) - F	110
4. Alex Coles (1988-92) - F	107
5. Pete Mullenberg (1977-81) - C	106
6. Denard Montgomery (1988-92) - C	93
7. Ajmal Basit (2000-01) - F	81
8. Mike Pegues (1996-2000) - F	72
9. Maurice Sessoms (2000-2003) - F	69
10. Patrick Evans (1991-96) - C	51
11. Brian Angielski (1981-84) - F	47
Steve Jennings (1984-88) - C	47
<b>13. Calvin Smith (2001- current) - F</b>	<b>46</b>

## UD under David Henderson...

- Delaware is 50-40 overall
- Delaware is 32-22 in conf. regular season action
- The Blue Hens are 28-11 at home (Bob Carpenter Center)
- In home openers, Delaware is 3-0
- In season-openers, Delaware is 2-2
- Delaware is 18-1 when it shoots 50% or better from the field
- Delaware is 35-8 when it is leading at halftime (at home, 21-3 when leading at half)
- Delaware is 46-4 when leading or tied with 2:00 to play in regulation
- Delaware is 48-4 when leading or tied with 1:00 to play in regulation
- Delaware is 25-7 when it scores 35 points or more in the first half
- Delaware is shooting 77.0% at the line inside of the 2:00 mark (237-308)
- Delaware is averaging 7.5 three-point field goals per game (672 total)
- Delaware has made 10 or more three-point field goals 18 times
- Delaware is averaging 70.2 ppg (6,319 total)
- Delaware is shooting 43.0% from the field (2244-5214)
- Delaware is shooting 35.3% from three-point range (672-1902)
- Opponents have been held under 60 points 25 times (21-4 in those games)

## UD Coaching Records

Mike Brey	99-51	.660
H.B. Shipley	35-19	.648
Fred Emmerson	66-41	.617
Dan Peterson	69-49	.585
Steve Steinwedel	163-121	.574
<b>David Henderson</b>	<b>50-40</b>	<b>.556</b>
Don Harnum	69-57	.548
Joseph Brunansky	24-30	.444
D. Kenneth Stears	7-9	.438
Z. Edmund Prince	7-9	.438
Flucie Stewart	7-9	.438
Samuel Saunders	3-4-1	.438
Irv Wisniewski	111-154	.419
William J. McAvoy	58-83	.411
Stephen Grenda	13-19	.406
Gerald P. Doherty	43-64-1	.402
Ron Rainey	91-147	.382
E. Emery Adkins	14-23	.378
Lyal Clark	6-10	.375
J.J. Rothrock	17-33	.340
William Murray	3-9	.250
Frank Forstburg	6-23	.207



## Henderson's Team vs.

Opponent	H	A	Over.
Boston Univ.	1-0	1-0	2-0
Bowling Green	0-0	0-0	0-1
Butler	0-0	0-0	0-1
Charleston So.	0-0	0-0	1-0
C. of Charleston	0-0	0-1	0-1
Delaware St.	1-0	0-0	1-0
Drexel	2-1	0-3	3-4
E. Washington	0-0	0-0	1-0
George Mason	0-2	1-2	2-4
Hartford	1-0	1-0	2-0
High Point	0-0	1-0	1-0
Hofstra	1-2	1-3	2-5
James Madison	2-0	2-0	4-0
La Salle	1-0	0-1	1-1
Long Island Univ.	1-0	0-0	1-0
Loyola (MD)	1-0	0-1	1-1
Maine	0-1	0-1	0-2
Mount St. Mary's	0-0	1-0	1-0
New Hampshire	1-0	1-0	2-0
Northeastern	2-0	1-0	3-0
Old Dominion	2-0	1-1	3-1
Pennsylvania	2-0	0-1	2-1
Rider	1-1	0-1	1-2
Saint Joseph's	0-1	0-2	0-3
Siena	0-0	1-0	1-0
Temple	0-0	0-1	0-1
Towson	3-1	2-1	5-2
UNC Greensboro	1-0	0-1	1-1
UNC Wilmington	0-2	1-1	1-5
UW-Green Bay	0-0	0-1	0-1
VCU	2-0	0-2	2-2
Vermont	1-0	1-0	2-0
Wichita State	0-0	0-0	1-0
William & Mary	2-0	1-1	3-1

TOTALS.....28-1117-25 \*50-40

\*5-4 on neutral courts

## 2003-04 Season & Career Highs

### # 2 – Chris Prothro

	2003-04 Season Highs	Career
Points	n/a	11 vs. UNC Wilmington, 1/18/03
Rebounds	1 vs. Mt. St. Mary's, 11/21 (ot)	8 at VCU, 2/15/03
Assists	n/a	2 at VCU, 2/15/03
Blocks	n/a	n/a
Steals	n/a	2, twice
Minutes	9 vs. Mt. St. Mary's, 11/21 (ot)	22 vs. UNC Wilmington, 1/18/03
Field Goals	n/a	4, twice
Field Goal Att.	n/a	8 at UW-Green Bay, 12/28/02
3-pt. Field Goals	n/a	2, twice
3-pt. Field Goal Att.	n/a	5, twice
Free Throws	n/a	4, three times
Free Throw Att.	n/a	6, twice

### # 3 – Mike Slattery

	2003-04 Season Highs	Career Highs
Points	9 vs. Mt. St. Mary's, 11/21 (ot)	22 at UW-Green Bay, 12/28/02
Rebounds	n/a	7 vs. VCU, 1/11/03
Assists	7 vs. Mt. St. Mary's, 11/21 (ot)	15, twice
Blocks	n/a	1, three times
Steals	4 vs. Mt. St. Mary's, 11/21 (ot)	5, twice
Minutes	35 vs. Mt. St. Mary's, 11/21 (ot)	45 vs. Drexel, 1/23/03 (ot)
Field Goals	3 vs. Mt. St. Mary's, 11/21 (ot)	8 at UW-Green Bay, 12/28/02
Field Goal Att.	8 vs. Mt. St. Mary's, 11/21 (ot)	18 at UW-Green Bay, 12/28/02
3-pt. Field Goals	1 vs. Mt. St. Mary's, 11/21 (ot)	4 at UW-Green Bay, 12/28/02
3-pt. Field Goal Att.	3 vs. Mt. St. Mary's, 11/21 (ot)	11 at UW-Green Bay, 12/28/02
Free Throws	2 vs. Mt. St. Mary's, 11/21 (ot)	7 vs. E. Washington, 12/27/02
Free Throw Att.	5 vs. Mt. St. Mary's, 11/21 (ot)	12 vs. E. Washington, 12/27/02

### #10 – Mike Ames

	2002-03 Season Highs	Career Highs
Points	17 vs. Mt. St. Mary's, 11/21 (ot)	33 at Drexel, 2/9/02
Rebounds	5 vs. Mt. St. Mary's, 11/21 (ot)	8 at Old Dominion, 1/15/03 (ot)
Assists	n/a	3, four times
Blocks	n/a	2 at Old Dominion, 1/15/03 (ot)
Steals	2 vs. Mt. St. Mary's, 11/21 (ot)	4, twice
Minutes	33 vs. Mt. St. Mary's, 11/21 (ot)	37 at Old Dominion, 1/15/03 (ot)
Field Goals	5 vs. Mt. St. Mary's, 11/21 (ot)	11 at Drexel, 2/9/02
Field Goal Att.	11 vs. Mt. St. Mary's, 11/21 (ot)	18 at Drexel, 2/9/02
3-pt. Field Goals	n/a	7 at Drexel, 2/9/02
3-pt. Field Goal Att.	2 vs. Mt. St. Mary's, 11/21 (ot)	13, twice
Free Throws	7 vs. Mt. St. Mary's, 11/21 (ot)	10 at UW-Green Bay, 12/28/02
Free Throw Att.	7 vs. Mt. St. Mary's, 11/21 (ot)	10 at UW-Green Bay, 12/28/02

### #12 – Rulon Washington

	2003-04 Season Highs	Career Highs
Points	17 vs. Mt. St. Mary's, 11/21 (ot)	same
Rebounds	1 vs. Mt. St. Mary's, 11/21 (ot)	5 at Towson, 3/1/03
Assists	n/a	1, three times
Blocks	n/a	n/a
Steals	n/a	1, twice
Minutes	29 vs. Mt. St. Mary's, 11/21 (ot)	17 at Siena, 12/21/02
Field Goals	7 vs. Mt. St. Mary's, 11/21 (ot)	same
Field Goal Att.	8 vs. Mt. St. Mary's, 11/21 (ot)	9 vs. Rider, 12/14/02
3-pt. Field Goals	3 vs. Mt. St. Mary's, 11/21 (ot)	same
3-pt. Field Goal Att.	3 vs. Mt. St. Mary's, 11/21 (ot)	6 at La Salle, 11/22/02
Free Throws	n/a	3 vs. Penn, 12/3/02
Free Throw Att.	n/a	3, twice

### #24 – Robin Wentt

	2003-04 Season Highs	Career Highs
Points	9 vs. Mt. St. Mary's, 11/21 (ot)	13 vs. Bowling Green, 11/18/01
Rebounds	7 vs. Mt. St. Mary's, 11/21 (ot)	8, twice
Assists	2 vs. Mt. St. Mary's, 11/21 (ot)	4 at La Salle, 11/22/02
Blocks	1 vs. Mt. St. Mary's, 11/21 (ot)	4 vs. Towson, 1/23/02
Steals	n/a	2 at George Mason, 12/22/01
Minutes	36 vs. Mt. St. Mary's, 11/21 (ot)	same
Field Goals	4 vs. Mt. St. Mary's, 11/21 (ot)	5 at High Point, 12/6/01
Field Goal Att.	4 vs. Mt. St. Mary's, 11/21 (ot)	10 at High Point, 12/6/01
3-pt. Field Goals	n/a	2 vs. Bowling Green, 11/18/01
3-pt. Field Goal Att.	n/a	3 vs. Bowling Green, 11/18/01
Free Throws	1 vs. Mt. St. Mary's, 11/21 (ot)	3, twice
Free Throw Att.	4 vs. Mt. St. Mary's, 11/21 (ot)	5 vs. Bowling Green, 11/18/01

### #30 – Calvin Smith

	2003-04 Season Highs	Career Highs
Points	6 vs. Mt. St. Mary's, 11/21 (ot)	16 vs. LIU, 12/1/02
Rebounds	8 vs. Mt. St. Mary's, 11/21 (ot)	11 vs. James Madison, 2/13/03
Assists	1 vs. Mt. St. Mary's, 11/21 (ot)	6 vs. James Madison, 2/13/03
Blocks	n/a	7 vs. LIU, 12/1/02
Steals	n/a	3, twice
Minutes	27 vs. Mt. St. Mary's, 11/21 (ot)	31 vs. LIU, 12/1/02
Field Goals	3 vs. Mt. St. Mary's, 11/21 (ot)	7, twice
Field Goal Att.	5 vs. Mt. St. Mary's, 11/21 (ot)	12 vs. LIU, 12/1/02
3-pt. Field Goals	n/a	n/a
3-pt. Field Goal Att.	n/a	1 at VCU, 1/14/02
Free Throws	n/a	4 vs. James Madison, 2/13/03
Free Throw Att.	3 vs. Mt. St. Mary's, 11/21 (ot)	6 vs. James Madison, 2/13/03

### #35 – David Lunn

	2003-04 Season Highs	Career Highs
Points	12 vs. Mt. St. Mary's, 11/21 (ot)	15 vs. Drexel, 1/23
Rebounds	5 vs. Mt. St. Mary's, 11/21 (ot)	10 at Towson, 3/1
Assists	1 vs. Mt. St. Mary's, 11/21 (ot)	7 vs. William & Mary, 2/1
Blocks	1 vs. Mt. St. Mary's, 11/21 (ot)	1, nine times
Steals	2 vs. Mt. St. Mary's, 11/21 (ot)	6 vs. Towson, 1/25
Minutes	27 vs. Mt. St. Mary's, 11/21 (ot)	37, twice
Field Goals	2 vs. Mt. St. Mary's, 11/21 (ot)	6 at VCU, 2/15
Field Goal Att.	6 vs. Mt. St. Mary's, 11/21 (ot)	12 vs. Towson, 1/25
3-pt. Field Goals	1 vs. Mt. St. Mary's, 11/21 (ot)	3, twice
3-pt. Field Goal Att.	3 vs. Mt. St. Mary's, 11/21 (ot)	6 at UW-Green Bay, 12/28
Free Throws	7 vs. Mt. St. Mary's, 11/21 (ot)	7, twice
Free Throw Att.	11 vs. Mt. St. Mary's, 11/21 (ot)	same

# 2003-04 Fightin' Blue Hen Miscellaneous Stats

Led in scoring* '03-04 (w-l)	Career (w-l)	Consec.
Mike Ames 1 (1-0)	19(10-9)	1
Mike Slattery - (0-0)	5 (1-4)	
Rulon Washington 1 (1-0)	1 (1-0)	1

\* includes games tied for team-high

Double-digit pts. '03-04 (w-l)	Career (w-l)	Consec.
Mike Ames 1 (1-0)	46(29-17)	1
Mike Slattery - (0-0)	19(10-9)	
David Lunn 1 (1-0)	11 (6-5)	1
Calvin Smith - (0-0)	4 (4-0)	
Robin Wentt - (0-0)	3 (2-1)	
Rulon Washington 1 (1-0)	2 (2-0)	1
Chris Prothro - (0-0)	2 (0-2)	

20-plus pts. '03-04 (w-l)	Career (w-l)
Mike Ames - (4-1)	9 (5-4)
Mike Slattery - (0-1)	1 (0-1)

Dunks '03-04	Career
Robin Wentt 1	15
Calvin Smith -	9
Chris Prothro -	1
David Lunn -	1

Led in Rebound.* '03-04	Career	Consec.
Calvin Smith 1	10	1
Robin Wentt -	3	
David Lunn -	3	
Mike Ames -	2	
Chris Prothro -	2	

\* includes games tied for team-high

Double-digit reb. '03-04	Career
David Lunn -	1
Calvin Smith -	1

Double-digit ast. '03-04	Career
Mike Slattery 5	5

Double-Doubles '02-03	Career
Mike Slattery 3	3

### Consec. Games Played

Mike Ames 67	CD - 2/4/01
Mike Slattery 60	---
Calvin Smith 36	CD - 12/13/02
David Lunn 30	INJ - 3/5/02
Chris Prothro 25	CD - 12/14/02
Rulon Washington 4	INJ - 2/26/03
Robin Wentt 1	INJ - 3/9/03
Herb Courtney 1	---
Raphael Madera 1	---
Henry Olawoye 1	---

### Consec. Games Started

Mike Ames 55	First start 12/6/01
Mike Slattery 42	First start 1/26/02
David Lunn 5	CD - 2/22/03
Raphael Madera 1	First start 11/21/03
Robin Wentt 1	INJ - 3/9/03

### Consec. Games Played with a 3-pt. FG

Mike Slattery 2	0-3 (G. Mason, 3/8/03)
Rulon Washington 1	0-2 (UNCW, 3/9/03)
David Lunn 1	0-3 (UNCW, 3/9/03)

2003-04 Margins	Wins	Losses
1		
2		
3	1	
4		
5		
6		
7		
8		
9		
10		
11-15		
16-19		
20+		

Largest lead: 4 at Mt.St. Mary's (72-68, 0:35, OT)

Largest deficit: 13 at Mt.St. Mary's (34-21, 3:25, 1st)

2003-04 FT Shooting inside	final 2:00 of regulation	
Game-by-Game	FT-FTA	Game Result
at Mt.St. Mary's ^	11-13	W 75-72 (ot)
at American		
San Francisco		
at Long Island Univ.		
at UMBC		
Loyola-MD		
at Rider		
Siena		
Saint Joseph's		
Hofstra		
at VCU		
at Towson		
James Madison		
at Drexel		
Old Dominion		
Wm. &Mary		
at UNC Wilmington		
George Mason		
at James Madison		
at Hofstra		
Towson		
at Wm. &Mary		
at OldDominion		
UNC Wilmington		
at George Mason		
VCU		
Drexel		

<b>2003-04 Total</b>	<b>11-13</b>	<b>84.6%</b>
<b>2002-03 Total</b>	<b>74-105</b>	<b>70.5%</b>
<b>2001-02 Total</b>	<b>82-101</b>	<b>81.2%</b>
<b>2000-01 Total</b>	<b>70-89</b>	<b>78.7%</b>
<b>1999-2000 Total</b>	<b>144-180</b>	<b>80.0%</b>

^ includes overtime period

### 2003-04 Bench Scoring

Game-by-Game	UD-Opp.	Game Result
at Mt.St. Mary's	26-9	W 75-72 (ot)
at American		
San Francisco		
at Long Island Univ.		
at UMBC		
Loyola-MD		
at Rider		
Siena		
Saint Joseph's		
Hofstra		
at VCU		
at Towson		
James Madison		
at Drexel		
Old Dominion		
Wm. &Mary		
at UNC Wilmington		
George Mason		
at James Madison		
at Hofstra		
Towson		
at Wm. &Mary		
at OldDominion		
UNC Wilmington		
at George Mason		
VCU		
Drexel		

<b>2003-04 Total</b>	<b>26-9</b>
<b>2003-04 Avg.</b>	<b>26.0-9.0</b>

<b>2002-03 Total</b>	<b>728-483</b>
<b>2002-03 Avg.</b>	<b>25.1-16.7</b>


<b>2001-02 Total</b>	<b>848-492</b>
<b>2001-02 Avg.</b>	<b>28.3 - 16.4</b>

### All-time under David Henderson, UD is...

overall	50-40
in conference play (reg. season)	32-22
vs. conference teams	36-25
at home	28-11
on the road	17-25
on neutral courts	5-4
home conf. games	18-9
road conf. games	14-13
conf. tourn. games	4-3
50% or better FG	18-1
less than 50% FG	32-39
Opp. shoots 50% FG or better	1-13
Opp. shoots less than 50% FG	49-27
when scoring 70+	37-9
when scoring less than 70	13-34
when opp. score 70+	16-23
when opp. score less than 70	34-17
when leading at half	35-8
when trailing at half	9-28
when tied at half	6-4
in overtime games	4-2
more or equal turnovers	27-29
less turnovers than opp.	23-11
outbounding or equal reb.	28-19
outbounded by opp.	22-21
when leading/tied with 2:00 left	45-4
when leading/tied with 1:00 left	48-4
when trailing with 2:00 left	5-36
when trailing with 1:00 left	2-36
in November	5-7
in December	11-9
in January	16-11
in February	13-10
in March	5-3
in night games	41-31
in day games	9-9
on Monday	2-5
on Tuesday	1-0
on Wednesday	6-8
on Thursday	12-4
on Friday	3-1
on Saturday	23-18
on Sunday	3-5
vs. America East teams ##	16-5
vs. Atlantic 10 teams	1-5
vs. Big South teams	2-0
vs. Big Sky teams	1-0
vs. CAAtteams **	20-21
vs. Horizon League teams	0-2
vs. Ivy League teams	2-1
vs. MAAC teams	3-3
vs. MEAC teams	1-0
vs. Mid-American Conf. teams	0-1
vs. Missouri Valley Conf. teams	1-0
vs. Northeast Conference teams	2-0
vs. Patriot League teams	0-0
vs. Southern Conference teams	1-2
vs. West Coast Conference teams	0-0


\*\* includes non-conference games prior to joining league  
## includes 16-5 mark as a member of conference

Meet the Blue Hens • Radio/TV Chart




**Harding  
Nana**  
 61 • Forward  
 Sr • 6-8 • 230  
 Douala, Cameroon  
 Newport School (MD)  
 Virginia Tech

\_\_\_ppg \_\_\_rpg \_\_\_apg




**Chris  
Prothro**  
 62 • Forward/ Guard  
 Sr • 6-5 • 220  
 Atlanta, GA  
 SW Atlanta Christian

\_\_\_ppg \_\_\_rpg \_\_\_apg




**Mike  
Slattery**  
 63 • Guard  
 Jr • 5-11 • 180  
 Philadelphia, PA  
 Germantown Academy

\_\_\_ppg \_\_\_rpg \_\_\_apg




**Dan  
DiNozzi**  
 64 • Guard  
 Sr • 6-5 • 195  
 Middletown, DE  
 Middletown HS

\_\_\_ppg \_\_\_rpg \_\_\_apg




**Lebo  
Maepa**  
 65 • Forward  
 Fr • 6-8 • 220  
 Johannesburg, S. Africa  
 Durban HS

\_\_\_ppg \_\_\_rpg \_\_\_apg




**Mike  
Ames**  
 610 • Guard  
 Sr • 6-8 • 190  
 Phoenixville, PA  
 St. Pius X HS

\_\_\_ppg \_\_\_rpg \_\_\_apg




**Rulon  
Washington**  
 612 • Guard  
 Sr • 6-4 • 180  
 Jacksonville, FL  
 Edward White HS

\_\_\_ppg \_\_\_rpg \_\_\_apg




**Herb  
Courtney**  
 615 • Forward  
 Fr • 6-7 • 200  
 Horsham, PA  
 Harboro-Horsham HS

\_\_\_ppg \_\_\_rpg \_\_\_apg




**Chris  
Metkiff**  
 621 • Forward  
 Sr • 6-5 • 215  
 Merrick, NY  
 Kellenberg Memorial

\_\_\_ppg \_\_\_rpg \_\_\_apg




**Robin  
Wentt**  
 624 • Forward  
 Jr • 6-7 • 215  
 Silver Spring, MD  
 Dominican Catholic

\_\_\_ppg \_\_\_rpg \_\_\_apg




**Calvin  
Smith**  
 630 • Forward  
 Jr • 6-5 • 210  
 Norfolk, VA  
 Cranby HS

\_\_\_ppg \_\_\_rpg \_\_\_apg




**Raphael  
Madera**  
 631 • Center  
 Fr • 6-10 • 240  
 Queens, NY  
 Avon Old Farms (CT)

\_\_\_ppg \_\_\_rpg \_\_\_apg




**Henry  
Olawoye**  
 633 • Forward  
 Fr • 6-6 • 230  
 Weymouth, RI  
 St. Mark's Prep (MA)

\_\_\_ppg \_\_\_rpg \_\_\_apg



**Octavius  
Flowers**  
 634 • Forward  
 Fr • 6-6 • 200  
 Goldsboro, NC  
 Community Christian

\_\_\_ppg \_\_\_rpg \_\_\_apg



**David  
Lunn**  
 635 • Guard  
 Jr • 6-4 • 200  
 Baltimore, MD  
 McDonogh HS

\_\_\_ppg \_\_\_rpg \_\_\_apg