



# University of Delaware Sports Information Men's Basketball News

Scott Selheimer  
Sports Information Director

Mike Hirschman  
Asst. Director

Pete DiVito, Austin Calhoun  
2003-04 Interns

Linda McCormick  
Sr. Secretary

Bob Carpenter Center (Overnight: 631 S. College Ave.) • Newark, DE 19716 • 302-831-2186 (phone) • 302-831-8653 (fax) • www.udel.edu/sportsinfo

## 2003-04 Schedule

N 21 at Mt. St. Mary's.....W 75-72 (ot)  
25 at American .....W 72-63  
30 San Francisco .....L 72-74  
D 3 at Long Island Univ. ....W 89-76  
6 at UMBC.....W 74-62  
10 Loyola (MD).....W 76-71  
13 at Rider .....L 72-75  
23 Siena .....W 85-59  
30 Saint Joseph's (TV-CN 8) ..L 54-75  
J 3 \*Hofstra (TV-FSN).....W 66-59  
7 at \*VCU .....L 72-99  
10 at \*Towson (TV-CN 8) .....L 68-70  
12 \*James Madison .....W 80-66

## 15 at \*Drexel (TV-CSN-Phil.)..7 p.m.

17 \*Old Dominion .....7:30 p.m.  
21 \*William & Mary .....7:30 p.m.  
24 at \*UNC Wilmington (TV-CAA)..4 p.m.  
28 \*George Mason .....7:30 p.m.  
31 at \*James Madison .....7 p.m.  
F 4 at \*Hofstra .....7 p.m.  
7 \*Towson (TV-CAANetwork) 4 p.m.  
11 at \*William & Mary.....7 p.m.  
14 at \*Old Dominion.....7 p.m.  
16 \*UNC Wilmington .....7:30 p.m.  
21 at \*George Mason .....4:30 p.m.  
25 \*VCU.....7:30 p.m.  
28 \*Drexel .....7:30 p.m.  
M 5-8 CAA Tournament .....TBA  
(Richmond Colis., Richmond, VA)

\* CAA game

## Athletics Media Relations

**Mike Hirschman - Men's BB SID**  
Office - 302-831-2186  
Fax - 302-831-8653  
Cell - 302-981-3062  
E-mail - mhirsch@udel.edu

## Media Notes • Game 14

Delaware (8-5, 2-2) vs. Drexel (6-6, 1-2)  
January 15, 2004 • 7:06 p.m. (TV: CSN-Phila.)  
Daskalakis Center (2,300) • Philadelphia, PA

## Probable Starters

| 2003-04 Stats       |       |      |     |     |   |
|---------------------|-------|------|-----|-----|---|
| Pos. No., Name      | Yr.   | ppg  | rpg | apg | Miscellaneous   |
| C 31 Raphael Madera | Fr.   | 5.2  | 3.5 | 0.2 | 16 pts. vs. St. Joe's; 12 rebounds vs. JMU                        |
| F 1 Harding Nana    | So.-r | 13.0 | 8.2 | 0.5 | Va. Tech transfer, scored 22 pts. (10 in first six min.) vs. JMU  |
| G 3 Mike Slattery   | Jr.   | 12.1 | 2.6 | 5.5 | 20 pts. vs. Towson; second in CAA in assists and steals           |
| G 10 Mike Ames      | Sr.   | 16.9 | 2.9 | 2.2 | 28 pts. vs. JMU; No. 21 in NCAA-I in FT% (88.1%)                  |
| G 35 David Lunn     | Jr.   | 10.2 | 4.4 | 2.2 | career-high 17 pts. at VCU; tied for sixth in CAA in steals (1.9) |

## Off the Bench

| Pos. No., Name          | Yr.   | ppg | rpg | apg | Miscellaneous  |
|-------------------------|-------|-----|-----|-----|--|
| F 2 Chris Prothro       | So.   | 4.3 | 1.9 | 0.3 | career-high 21 pts., 10 of them in a 57-second span, vs. LIU |
| F 4 Dan DiNozzi         | So.   | --- | --- | --- | walk-on who earned spot in pre-season                        |
| F 5 Lebo Maepa          | Fr.-r | 0.4 | 0.4 | 0.2 | recovered from off-season knee surgery, debut vs. Siena      |
| G 12 Rulon Washington   | So.   | 3.1 | 1.1 | 0.9 | career-high 17 pts. in opener off the bench (7-8 FG)         |
| G/F 15 Herb Courtney    | Fr.   | 3.3 | 2.1 | 0.1 | had six points and team-high six rebounds vs. San Francisco  |
| F 21 Chris Metkiff      | Fr.   | --- | --- | --- | walk-on who earned spot in pre-season                        |
| F 24 Robin Wentt        | Jr.-r | 6.2 | 4.0 | 0.6 | shooting team-best 55.2% from the field                      |
| F 30 Calvin Smith       | Jr.   | 4.5 | 4.3 | 0.9 | had 14 pts., 9 reb. in win over American                     |
| F 33 Henry Olawoye      | Fr.   | 2.2 | 1.3 | 0.6 | has appeared in 11 of the first 13 games                     |
| G/F 34 Octavius Flowers | Fr.   | --- | --- | --- | Conf. Player of the Year at Comm. Christian HS last year     |

A pronunciation guide is available on page 2 of tonight's game notes.

## Injury Report

**Chris Prothro** is day-to-day due to back problems. Prothro has suffered from sporadic back pains since before preseason practice began.

## All-time Series

**All-Time Series Record:** Delaware leads, 65-61

**UD vs. Drexel at Philadelphia, PA:** 21-35

**UD vs. Drexel at Newark, DE (at BCC):** 42-21 (8-4)

**UD vs. Drexel on neutral courts:** 1-3

*For games in series where site is unknown, UD is 1-2*

*For complete series results, check the opponents section of the UD media guide.*

## Blue Hens by the Numbers in 2003-04

4-2 ..Home  
4-3 ..Road  
0-0 ..Neutral courts  
0-0 ..vs. CAA at home  
0-0 ..vs. CAA on the road  
1-0 ..in overtime games  
7-3 ..when scoring 70+ pts.  
1-2 ..when scoring -70 pts.  
3-5 ..when opponents score 70+  
5-0 ..when opponents score -70  
6-2 ..when making 5+ 3-pt FG  
1-0 ..when making 10+ 3-pt FG

7-2 ..when leading at halftime  
1-3 ..when trailing at halftime  
0-0 ..when tied at halftime  
7-0 ..leading or tied at 2:00 left  
8-0 ..leading or tied at 1:00 left  
1-5 ..trailing with 2:00 left  
0-5 ..trailing with 1:00 left  
5-0 ..when Hens score first  
3-4 ..when opp. score first  
1-2 ..winning opening tap  
7-3 ..when losing tap  
4-1 ..shooting 50% + FG  
4-4...shooting under 50% FG  
0-1 ..opp. shoot 50% + FG  
8-4 ..opp. shoot under 50% FG

2-4 ..more or = turnovers  
6-1 ..less turnovers  
4-2 ..outrebounding or = opp.  
4-3 ..outrebounded by opp.  
7-3 ..at night (5 pm or later start)  
1-2 ..during the day  
1-0 ..on Monday  
2-1 ..on Tuesday  
2-1 ..on Wednesday  
0-0 ..on Thursday  
1-0 ..on Friday  
2-2 ..on Saturday  
0-1 ..on Sunday

2-1 ..in November  
4-2 ..in December  
2-2 ..in January  
0-0 ..in February  
0-0 ..in March  
1-0 ..vs. America East  
0-1 ..vs. Atlantic 10  
2-2 ..vs. CAA  
2-1 ..vs. Metro Atlantic Ath. Conf.  
1-0 ..vs. Northeast Conf.  
2-0 ..vs. Patriot League  
0-1 ..vs. West Coast Conf.

## Say It Like This...

- Harding Nana (NAH-NAH)
- Chris Prothro (PRO-throw)
- Dan DiNozzi (Deh Nah-zee)
- Lebo (Lay-bo) Maepa (May-puh)
- Rulon (ROO-lahn) Washington
- Raphael Madera (Muh-dare-uh)
- Henry Olawoye (Ohl-uh-way)
- Steve Groothuis (GROO-th-ee-us)

## You want numbers?

So you say you're a numbers freak? Try these numbers on for size.

2 - So much for "1" being the loneliest number. At Delaware this season, "2" is the loneliest number. Chris Prothro is the first Blue Hen to wear the No. 2. Of course, part of the reason for that is the No. 2 was illegal from 1957-58 to 1999-2000 (as was wearing "1").

3 - The number of times Delaware has rallied from a double-digit halftime deficit to win since 1980-81. UD rallied from down 10 points at half to beat Mt. St. Mary's in the season-opener, the first time UD had done it since Jan. 6, 1993.

4 - The number of times Delaware has lost consecutive home games since the BCC opened in December 1992.

5 - The number of times Delaware has lost when leading with 2:00 left in regulation since November 1997. UD is 107-5 when that happens during the span.

6 - When Delaware has a lead of six points or more at halftime, it has won 65 of 67 since 1997-98.

21 - The number of steals UD had against Siena this season to set a new school record.

34 - That's how many sellouts UD has had in the last five seasons at the 5,000-seat Bob Carpenter Ctr.

71 - UD's bench had scored in double-figures in 71 consec. games before Monday's game vs. James Madison (just eight points).

99 - This is the 99th season of Delaware basketball.

121 - The number of games Delaware has won in the 11 seasons at the Carpenter Center. UD is 121-34 (.781 pct) at "The Bob" since its opening on Dec. 1, 1992.

123 - UD is 123-24 when leading at the half since 1997.

394 - UD has made at least one three-pointer in 394 consecutive games. The Blue Hens haven't been shutout from behind the arc since Nov. 28, 1990 at Bucknell.

## On the Internet...

University of Delaware athletics information is available via the internet through <http://www.udel.edu/sportsinfo>

Box scores and game stories are usually posted within an hour of the conclusion of each UD basketball game. Cumulative statistics are also updated and posted after each game. Media notes are available in a PDF format within 24 hours of the start of each game.

In addition, live stats are available for all UD home games.

For more information, contact the UD sports information department.

## ... and on the Air

For the fifth consecutive year, the Blue Hen radio network's flagship station is The Ticket AM-1290. Also on the network are WDOV-AM 1410 (Dover) and WTGM-AM 960 (Salisbury, MD). Mike Corey and Bill Komissaroff call the action on the network. The River 94.7-FM is also carrying all road games beginning Jan. 1.

In addition, many UD basketball games are also broadcast on the UD student station, WVUD-FM 91.3, and WVUD2, the station's internet radio network.

Real Audio links for both broadcasts are available through UD's athletics website.

**Delaware will play six games on network TV this season.** The Fightin' Blue Hens appear on CN-8 twice, at home against Saint Joseph's and at Towson; on Comcast SportsNet-Philadelphia at Drexel; on Fox SportsNet at home against Hofstra (local coverage TBA); and twice on the CAA Network (locally on Comcast SportsNet-Philadelphia and CSN Mid-Atlantic), at UNC Wilmington and at home against Towson.

All Delaware home games are also shown on STN, the student television network, that is shown on-campus.

## CAA Media Teleconference

The CAA will hold its weekly men's basketball media teleconference **each Tuesday, running from January 6 through March 2.** The number to access the teleconference is 888-658-7213. The passcode is available by contacting Tripp Sheppard or Rob Washburn in the CAA office at 804-754-1616.

The teleconference schedule is as follows:

|       |                                   |
|-------|-----------------------------------|
| 10:10 | Tom Pecora, Hofstra               |
| 10:20 | Jeff Capel, Virginia Commonwealth |
| 10:30 | Blaine Taylor, Old Dominion       |
| 10:40 | Rick Boyages, William & Mary      |
| 10:50 | Brad Brownell, UNC Wilmington     |
| 11:00 | Sherman Dillard, James Madison    |
| 11:10 | Jim Larranaga, George Mason       |
| 11:20 | Michael Hunt, Towson              |
| 11:30 | David Henderson, Delaware         |
| 11:40 | Bruiser Flint, Drexel             |

## David Henderson Show

The David Henderson Show airs each Monday from 7-7:30 p.m. on The Ticket 1290 AM and The River 94.7-FM. (Real Audio links are available at [www.udel.edu/sportsinfo/mens\\_basketball](http://www.udel.edu/sportsinfo/mens_basketball)).

Each Monday, the David Henderson Show will come from the legendary Deer Park Tavern on Main Street in downtown Newark.

Coach Henderson is joined by the voice of the Blue Hens Mike Corey for a review of the past week's games, a preview of upcoming action, and a series of questions both from the restaurant audience and listeners via call-in.

During the 2003-04 season, live shows are scheduled for Dec. 1, Dec. 8, Dec. 15, Dec. 22, Dec. 29, Jan. 5, Jan. 12, Jan. 19, Jan. 26, Feb. 2, Feb. 9, Feb. 16, Feb. 23, Mar. 1 and Mar. 8.

## Last Meeting vs. Drexel

**Drexel.....70**  
**DELAWARE .....56**

February 26, 2003 • Daskalakis Center

| Delaware      | MIN        | FG           | FT          | R         | A         | F         | TP         |
|---------------|------------|--------------|-------------|-----------|-----------|-----------|------------|
| Smith         | 23         | 0-2          | 0-0         | 7         | 3         | 4         | 0          |
| Sessoms       | 28         | 11-15        | 1-1         | 6         | 0         | 3         | 23         |
| Slattery      | 35         | 5-8          | 1-2         | 5         | 2         | 2         | 13         |
| Ames          | 23         | 2-8          | 0-0         | 3         | 3         | 2         | 5          |
| Lunn          | 37         | 2-5          | 0-1         | 3         | 3         | 2         | 5          |
| Prothro       | 15         | 0-7          | 0-0         | 3         | 1         | 0         | 0          |
| Iversen       | 28         | 3-9          | 3-4         | 5         | 3         | 1         | 10         |
| Hindenlang    | 8          | 0-1          | 0-0         | 0         | 0         | 1         | 0          |
| Xenakis       | 3          | 0-0          | 0-0         | 1         | 0         | 0         | 0          |
| <b>Totals</b> | <b>200</b> | <b>23-55</b> | <b>5-8</b>  | <b>37</b> | <b>15</b> | <b>15</b> | <b>56</b>  |
|               |            | <b>.418</b>  | <b>.625</b> |           |           |           | <b>(4)</b> |

| Drexel        | MIN        | FG           | FT           | R         | A         | F         | TP         |
|---------------|------------|--------------|--------------|-----------|-----------|-----------|------------|
| Whitworth     | 10         | 1-5          | 0-0          | 2         | 1         | 0         | 2          |
| Battle        | 25         | 12-18        | 3-3          | 4         | 1         | 3         | 27         |
| Goss          | 34         | 5-10         | 2-3          | 6         | 2         | 1         | 15         |
| King          | 33         | 3-8          | 5-5          | 1         | 3         | 2         | 11         |
| Schmieder     | 39         | 3-9          | 0-0          | 2         | 5         | 2         | 7          |
| Sanchez       | 13         | 2-4          | 0-1          | 4         | 1         | 1         | 4          |
| Brooks        | 12         | 1-5          | 2-2          | 3         | 1         | 4         | 4          |
| Hinds         | 30         | 0-4          | 0-0          | 9         | 0         | 2         | 0          |
| Tillman       | 4          | 0-0          | 0-0          | 1         | 0         | 0         | 0          |
| <b>Totals</b> | <b>200</b> | <b>27-63</b> | <b>12-14</b> | <b>34</b> | <b>14</b> | <b>15</b> | <b>70</b>  |
|               |            | <b>.429</b>  | <b>.857</b>  |           |           |           | <b>(2)</b> |

|               |    |    |   |    |
|---------------|----|----|---|----|
| Delaware..... | 20 | 36 | - | 56 |
| Drexel.....   | 26 | 44 | - | 70 |

**Three-pt. FG:** DEL - 5-18, .278 (Slattery, 2-2, Ames, 1-4, Lunn, 1-2, Iversen, 1-5, Prothro, 0-5), DRX - 4-15, .267 (Goss, 3-5, Schmieder, 1-3, Whitworth, 0-1, King, 0-3, Sanchez, 0-1, Hinds, 0-2); **Blocks:** DEL - 5 (Smith, 2, Sessoms, 2, Lunn), DRX - 8 (Battle, 60, Hinds, Tillman); **Steals:** DEL - 5 (Slattery, 2, Prothro, 2, Ames), DRX - 12 (Schmieder, 4, King, 2, Battle, 2, Goss, 2, Brooks, Hinds); **Turnovers:** DEL - 22 (Slattery, 6, Sessoms, 5, Lunn, 5, Smith, 2, Ames, 2, Iversen, 2), DRX - 14 (Schmieder, 5, Battle, 3, Brooks, 2, King, 2, Whitworth, Goss); **Officials:** Bryan Kersey, Charles Pitts, Manny Upton; **Attendance:** 2,187.

**PHILADELPHIA** -- Drexel center Robert Battle scored 15 of his game-high 27 points in the final seven minutes of play as the Dragons took advantage of a sluggish night for Delaware to pull away...the Blue Hens wasted an outstanding effort from senior forward Maurice Sessoms who hit on 11 of 15 shots from the field and finished with a career-high 23 points for his third straight outstanding effort...Sessoms also pulled six rebounds and blocked two shots...Delaware also got 13 points from Mike Slattery while Ryan Iversen came off the bench to score 10 points for his 12th straight double-figure scoring effort...the Hens' 22 turnovers were their most since the season opener and the 20 first half points was their lowest first half output of the season...Drexel swept the season series from the Blue Hens for the first time since the 1996-97...Battle connected on 12 of 18 shots from the field to finish with 27 points while adding four rebounds and six blocked shots, all in the first half...Phil Goss added 15 points and Jeremiah King helped with 11 points... Delaware fell behind early, going seven minutes without a basket while the Dragons used an 11-0 run to take a 21-11 lead with 8:27 to go before halftime...the Hens rallied, holding Drexel scoreless for the final 5:05 of the stanza and pulling to within 26-20 at the break as Sessoms hit a jumper and Slattery nailed a three-pointer during the final 1:29...Sessoms hit three straight field goals early in the second half to tie the game at 28-28, but Drexel followed quickly with a 7-0 run to take control...Sessoms answered with another field goal to cut the lead to five, but Goss nailed a three-pointer and followed with two free throws to build a double-digit lead...the Hens never got closer than eight the rest of the way... Battle sat much of the early part of the second half due to foul trouble but exploded in the late going, scoring 15 points in the final seven minutes, including one stretch in which he scored on five straight Dragon possessions...Battle also blocked six shots, all in the first half.

## CAA Pre-season Polls

| Coaches' Poll  | Place | Media Poll     |
|----------------|-------|----------------|
| George Mason   | 1     | George Mason   |
| UNC Wilmington | 2     | VCU            |
| VCU            | 3     | UNC Wilmington |
| Delaware (T-4) | 4     | Delaware       |
| Drexel (T-4)   | 5     | Drexel         |
| Old Dominion   | 6     | Old Dominion   |
| Hofstra        | 7     | Hofstra        |
| James Madison  | 8     | James Madison  |
| William & Mary | 9     | William & Mary |
| Towson         | 10    | Towson         |

## Pre-season All-CAA

| Coaches' Vote           | Media Vote              |
|-------------------------|-------------------------|
| <b>First Team</b>       |                         |
| Dominic Jones, VCU      | Dominic Jones, VCU      |
| Mark Davis, Geo. Mason  | Mark Davis, Geo. Mason  |
| Kenny Adeleke, Hofstra  | Kenny Adeleke, Hofstra  |
| Adam Hess, Wm. & Mary   | Adam Hess, Wm. & Mary   |
| Troy Godwin, VCU        | Mike Ames, Delaware     |
| <b>Second Team</b>      |                         |
| Mike Slattery, Delaware | Mike Slattery, Delaware |
| Mike Ames, Delaware     | Troy Godwin, VCU        |
| Nick George, VCU        | John Goldsberry, UNCW   |
| Alex Loughton, ODU      | Phil Goss, Drexel       |
| Anthony Terrell, UNCW   | Anthony Terrell, UNCW   |

## Three-point Facts

As mentioned previously, Delaware has made at least one three-point field goal in each of the last 394 games dating back to Nov. 28, 1990. Bucknell was the last team to hold Delaware without a three-pointer. The Bison held Delaware to 0-for-2 in a 71-62 Bucknell win in East Coast Conference play.

Putting that into proper perspective, freshman Herb Courtney turned six years old on the day that UD was last held without a three-point field goal.

In all, Delaware has made at least one three-pointer in all but five games (504 out of 509

games) since the implementation of the three-point line throughout the NCAA in 1986-87. (Some conferences had an experimental line before that.)

One of the five games that UD failed to make a three-point field goal was the very first game the rule was in effect. It wasn't until Delaware's second game against Washington College (MD) that Brad Heckert made the first-ever 3-pt. field goal by a Blue Hen. (It came on Dec. 3, 1986 with 13:43 left in the first half.)

The current streak of 394 games was started by Mark Houghton on Dec. 5, 1990 against St. Francis (PA). He hit a three-pointer from the left wing with 4:22 remaining in the first half. UD lost the game, 72-70. That shot, however, began UD's current string.

Furthermore, UD has connected on 200 or more three-pointers in each of the last five seasons. The Blue Hens hit for 251 in 2000-01, breaking the record of 243 from the 1999-2000 season. The 1999-2000 total, broke the team record of 207 set in 1998-99.

UD has made 10 or more three-pointers 39 times (once this season) since the rule was implemented. In fact, UD has made five or more three-pointers in 114 of its last 133 games, including 40 of the last 48.

## Scoring 70

UD opened the season scoring 70 points in eight consecutive games – a UD record.

The last time UD opened the season scoring 70 in five straight was 1998-99, when it scored 70-plus in seven straight.

In fact, prior to this season, UD scored 70 or more in the first five games of a season only nine times in school history.

## One They'd Rather Forget

In Delaware's loss at VCU, **UD allowed 99 points, the most since Feb. 26, 1995** (when New Hampshire scored 113 in an overtime win).

The 58 first-half points were **the most UD allowed in a first half since Jan. 10, 1986** (when Navy, led by David Robinson, scored 59 against Delaware).

## As Simple as Making Shots

Delaware's success has really just depended on making baskets lately.

In David Henderson's three-plus seasons, Delaware is 57-45. In that span, **26 of 45 losses have come with UD shooting under 40% from the field (6-26 when shooting less than 40%). In 10 of Delaware's losses last season, UD shot less than 40%.**

At the other end of the spectrum, when UD shoots **better than 50%, it is 21-2 under Henderson.**

## Madera Starts the Opener

**Raphael Madera** started the season-opener, making him **the first true freshman to start on opening night for UD since Brian Pearl started at point guard on opening night and just the fourth since 1972 when freshman gained eligibility.**

Pearl started at point guard on Nov. 23, 1991 against Division III Washington College.

The last true freshman frontcourt player to start on opening night was Barry Berger. Berger started the opener on Nov. 27, 1984, also against Washington College. He was joined in the starting line-up that night by another true freshman, Taurence Chisholm.

## A Near-Perfect Birthday

**Mike Ames**, the lone senior on the UD squad, celebrated his 22nd birthday in UD's outing against Siena.

**Ames had a near perfect birthday, scoring 17 points** on 4-6 shooting from the field, including 4-4 from three-point range, and 5-6 shooting at the foul line.

The Phoenixville, PA native also had three assists, three rebounds and two steals in 27 minutes of action.

## Henderson Hits 50

**Delaware coach David Henderson won his 50th game as a head coach in Delaware's win at Mt. St. Mary's to open the season.**

After his first three seasons, David Henderson was 49-40. In comparison, since 1966-67, coaches in their first three seasons at Delaware and when they won their 50th game:

- Mike Brey was 50-38 (won 50 in 88 gms.)
- Steve Steinwedel was 42-41 (won 50 in 99 gms.)
- Ron Rainey was 33-46 (won 50 in 141 gms.)
- Don Harnum, Sr. was 47-29 (won 50 in 80 gms.)
- Dan Peterson was 42-26 (won 50 in 83 gms.)

## It Starts with Slattery

**Mike Slattery** took over the starting point guard slot the second half of his freshman season. The move started paying dividends almost immediately.

Slattery, a native of Philadelphia and product of Germantown Academy, had 94 assists as a freshman, while playing just 19.7 minutes per game.

Slattery continued that play last season, while his minutes nearly doubled (from 19.7 to 35.7). **He led the CAA in assists per game at 6.2, which also ranked No. 18 in Division I.** Slattery also ranked eighth in the CAA in steals (1.76) and second in assist/TO ratio (2.32).

**Entering tonight's game, Slattery is second in the CAA in assists (5.5) and steals (2.2). He also leads the CAA in assist/TO ratio at 2.54 and is No. 13 in scoring (12.1 ppg).**

Since taking over the starting slot as a freshman, **in 54 starts Slattery has 302 assists and just 127 turnovers... a 2.38 ast./TO ratio. In those 54 starts, Slattery has only had a "minus" night (more TO's than assists) four times. Slattery has five or more assists in 33 of his last 47 games, including nine times this season.**

**During Slattery's career,** he has played 2024 minutes and committed 150 turnovers... **that translates to three turnovers per 40 minutes played or a turnover every 13.5 minutes.**

**Against UNC Greensboro last year, Slattery had a career-high 15 assists. It was the most by a Blue Hen in 20 years** and tied for the second-highest single-game total in school history. It was also a Carpenter Center record.

In that game, Slattery played all 40 minutes and had 15 assists versus just one turnover. **The 15 assists were also one shy of a CAA record.**

Slattery, however, did not stop there. **He had 17 points and 10 assists at Siena. In his 38 minutes, he had just three turnovers.**

**He duplicated his 15-assist performance in UD's home win against William & Mary, making Slattery was one of two players in the nation last year to record multiple 15-assist games.** (LIU's Antawn Dobie was the other.)

In UD's 15 wins last season, Slattery had 103 assists (6.9 apg). **Slattery has 54 assists in UD's eight wins this season (6.8 apg), versus just 17 in UD's five losses (3.4 apg).**

Of course, distributing the ball is nothing new to Slattery. When he was at Germantown Acad., a big part of his role was getting the ball to a couple of guys by the names of **Matt Walsh**, who made a name for himself as a freshman last year at U. of Florida, **Ted Skuchas**, a redshirt freshman at Vanderbilt, and **Lee Melchioni**, who is in his sophomore season at Duke.

### 10-Assist Games, 2002-03

|                                 |   |
|---------------------------------|---|
| Marques Green, St. Bona.        | 8 |
| Martell Bailey, UIC             | 6 |
| <u>Mike Slattery, Delaware</u>  | 5 |
| T.J. Ford, Texas                | 5 |
| Elliott Prasse-Freeman, Harvard | 5 |
| Chris Thomas, Notre Dame        | 5 |

## The last time...

UD played overtime...

11/21/03 vs. Mt. St. Mary's  
(W 75-72)

UD played double-overtime...

2/18/1994 at Northeastern  
(W 89-85)

UD scored 100 pts...

3/4/2001 vs. Northeastern  
(W 110-66)

UD allowed 100 pts...

2/26/1995 at New Hamp.  
(L 111-113)

UD was held under 50 pts...

1/17/2002 at Penn (L 44-50)

UD held opp. under 50 pts...

3/8/2003 vs. George Mason  
(W 61-49)

UD made 10 3-pt FGs...

12/23/2003 (10) vs. Siena  
(W 85-59)

UD allowed 10 3-pt FGs...

12/9/2002 (10) vs. Saint Joseph's  
(L 59-77)

A Blue Hen scored 25 pts...

Mike Ames (28) vs. James Madison,  
1/12/2004

An opp. scored 25 points...

Landy Thompson (30),  
Mt. St. Mary's, 11/21/2003

A Blue Hen scored 30 pts...

Mike Ames (33) at Drexel,  
2/9/2002

An opp. scored 30 pts...

Landy Thompson (30),  
Mt. St. Mary's, 11/21/03

A Blue Hen scored 35 pts...

Mike Pegues (38) vs. Hartford,  
1/16/1999

An opp. scored 35 pts...

Matt Johnson (42), Vermont,  
2/16/1991

A Blue Hen scored 40 pts...

Ken Luck (40) vs. West Chester,  
1/27/1982

An opp. scored 40 pts...

Matt Johnson (42), Vermont,  
2/16/1991

A Blue Hen grabbed 15 reb...

Ryan Iversen (17) vs. LIU,  
12/1/2002

A Blue Hen grabbed 20 reb...

Greg Smith (21) vs. Vermont,  
1/12/1997

An opp. grabbed 20 reb...

Scott Drapeau (20), New Hamp.,  
3/5/1994

A Blue Hen had 10 assists...

Mike Slattery (12) vs.  
Hofstra, 2/19/2002

A Blue Hen had 5 3-pt FGs...

Mike Ames (6-12) vs.  
James Madison, 1/12/2004

## Nana's First Night

**Harding Nana** made his much-anticipated debut against Siena... and made the most of it.

**Nana**, a 6-8 sophomore who transferred from Virginia Tech mid-season last year, **had 21 points** on 6-9 shooting from the field, including 3-5 from three-point range.

**It was the first time a player scored 20 points in his Delaware debut since Keith Davis** scored 24 points against Delaware State on Nov. 22, 1996 - Davis' first game after transferring to Delaware from VCU.

## Gotta' Score 60

With the CAA known as one of the top defensive leagues around, points are at a premium.

**With that said, Delaware is 3-22 over the last five seasons when held to less than 60 points.**

## No Place Like Home

The Blue Hens certainly love to play at the Bob Carpenter Center.

Nicknamed "The Bob" by the UD student body, **Delaware has won 68 of its last 83 games on its home floor and is 121-34 at home** in "The Bob's" 11 seasons.

That success has continued in the David Henderson era. **Delaware is 32-13 at home during Henderson's tenure.**

UD has lost consecutive home games just four times since the BCC opened in December 1992 and has never lost three straight at home at the BCC.

While a member of America East, UD was 72-18 against America East members at home. Since switching conferences, Delaware is 11-7 against CAA members.

The Fightin' Blue Hens are successful out of the league, too. UD is 35-10 against non-conference foes at "The Bob", including 22 of the last 27 going back to December 1995.

| Home Attendance |       |    |
|-----------------|-------|----|
| Year            | Avg.  | SO |
| 1992-93         | 3,696 | 1  |
| 1993-94         | 3,077 | 0  |
| 1994-95         | 3,158 | 1  |
| 1995-96         | 3,499 | 0  |
| 1996-97         | 3,408 | 1  |
| 1997-98         | 3,686 | 1  |
| 1998-99         | 4,815 | 9  |
| 1999-2000       | 4,989 | 12 |
| 2000-01         | 4,848 | 5  |
| 2001-02         | 4,948 | 6  |
| 2002-03         | 4,697 | 1  |
| 2003-04         | 4,357 | 1  |

| Blue Hens at the BCC |               |              |
|----------------------|---------------|--------------|
|                      | Overall       | Conf.*       |
| 1992-93              | 11-1          | 7-1          |
| 1993-94              | 10-3          | 5-2          |
| 1994-95              | 8-4           | 6-2          |
| 1995-96              | 10-4          | 7-3          |
| 1996-97              | 10-5          | 6-5          |
| 1997-98              | 13-2          | 11-1         |
| 1998-99              | 13-1          | 11-1         |
| 1999-2000            | 14-1          | 10-1         |
| 2000-01              | 12-2          | 9-2          |
| 2001-02              | 8-4           | 6-3          |
| 2002-03              | 8-5           | 5-4          |
| 2003-04              | 4-2           | 2-0          |
| <b>TOTAL</b>         | <b>121-34</b> | <b>85-25</b> |

\*reg. season & tourn. games

## His 57 seconds of fame

The old saying is everyone has his/her 15 minutes of fame.

In the case of sophomore **Chris Prothro**, against LIU it was 57 seconds of fame.

Prothro scored 10 points on three field goals and two free throws in a span of 57 seconds in the first half against Long Island University. Prothro finished the first half with 16 points, five more than his previous career-high of 11, and finished the game with 21 points.

Prothro single-handedly carried the Blue Hens through a 10-1 run to turn a 27-22 deficit into a 32-28 lead. Delaware held that margin into the intermission, 47-43, before pulling away in the second half for an 89-76 win over the Blackbirds.

Ironically, Prothro "staged" his fame in LIU's Schwartz Center - formerly the Brooklyn Paramount Theatre (until 1962 when LIU converted into a gym).

## Ready, Ames... Fire!

**Mike Ames** is on the verge of becoming the most prolific three-point shooter in UD history.

Last year, the Phoenixville, PA product became **the first Fightin' Blue Hen to record 70 or more three pointers in two seasons**, which he did in consecutive seasons (73 each of the last two years).

**Ames**, who has had streaks of 14, 18 and 21 consecutive games with a three-pointer during the last two seasons, **has 191 three-pointers at UD**. He needs 20 to tie Kestutis Marciulionis' (pronounced Kuh-stoo-tis Mar-sha-loe-nis) career record of 211.

**Ames**, who is also approaching Marciulionis' three-point attempts record of 611, **is shooting 40% for his career**, which ranks him in the Top 10 at UD.

The lone senior of the UD squad, Ames was named to the coaches' second-team All-CAA squad in the pre-season and the media's first-team All-CAA squad. **He enters tonight's game No. 5 in the CAA in scoring at 16.9 ppg. He leads the CAA in FT pct. (88.1%), and is also second in 3-pt. FG percentage (41.9%), seventh in 3-pt. FGs per game (2.0), eighth in FG pct. (49.7%) and eighth in steals (1.8 spg).**

Ames became the 22nd player at UD to surpass the 1,000 career-point mark earlier this season. **He has 1,100 points thus far in his career, ranking him No. 18 at UD. In that, he has 56 double-figure games at UD (11 this season), including 13 20-point games.**

In addition, **Ames has appeared in 79 consecutive games and has made 67 consecutive starts**, both are the longest streaks among active Blue Hens.

## 40-minute Men

In recent seasons, Delaware has been a tough team to beat when it has a halftime lead.

**Delaware is 111-18 since November 1997 when leading at the half, including a 42-10 mark during head coach David Henderson's tenure.**

That mark gets better when UD is at home. **At the BCC, the Fightin' Blue Hens are 77-9 when leading at the half since the arena opened.** UD has won 66 of the last 72 at home when leading at intermission.

**Under David Henderson, Delaware is 25-4 when leading at the half at home.**

Furthermore, if UD has lead of six points or more at half, **the Fightin' Blue Hens are 66-2 since November 1997.**

## What's Back & What's Not

Here's a breakdown of what returns and what doesn't for the Blue Hens this season....

|                 | 2002-03   | Return    | Lost | % Ret.   |
|-----------------|-----------|-----------|------|----------|
| Points.....     | 1990..... | 1179..... | 811  | ...59.2% |
| FG Made.....    | 702.....  | 418.....  | 284  | ...59.5% |
| FGAtt. ....     | 1719..... | 1038..... | 681  | ...60.4% |
| 3-FG Made ..... | 202.....  | 156.....  | 46   | ...77.3% |
| 3-FG Att. ....  | 598.....  | 471.....  | 127  | ...78.8% |
| FT Made.....    | 384.....  | 197.....  | 187  | ...51.3% |
| FT Att. ....    | 544.....  | 288.....  | 256  | ...52.9% |
| Rebounds.....   | 1028..... | 615.....  | 413  | ...59.8% |
| Off. Reb.....   | 320.....  | 184.....  | 136  | ...57.5% |
| Def. Reb.....   | 708.....  | 441.....  | 267  | ...62.3% |
| Assists .....   | 407.....  | 292.....  | 115  | ...71.8% |
| Turnovers.....  | 389.....  | 251.....  | 138  | ...64.5% |
| Blocks .....    | 108.....  | 59.....   | 49   | ...54.6% |
| Steals.....     | 231.....  | 148.....  | 83   | ...64.1% |
| Minutes .....   | 5850..... | 3723..... | 2127 | ...63.6% |

## Stealing the Show

Delaware's backcourt trio of **Mike Slattery**, **David Lunn** and **Mike Ames** are all ranked in the Top 10 of the CAA in steals.

**The trio has combined for 76 steals in the first 13 games.**

**Slattery is second in the CAA in steals at 2.2 per game, while Lunn is sixth at 1.9 and Ames is eighth at 1.8.**

As a team, UD leads the league with 9.6 per game.

## No Splinters on this Squad

**David Henderson** has used his bench a lot during his tenure at Delaware.

During Henderson's tenure, the UD bench has scored in double-figures in 97 of 102 games. **Delaware had its streak of consecutive games with double-figure bench-points snapped against James Madison on Wednesday. Delaware's bench had scored in double-figures in 71 consecutive games, but was held to just eight points in its 80-66 win over the Dukes.**

**Before that, Delaware's bench was last held to less than 10 points** on March 10, 2001 by Hofstra (8) in the America East title game.

Overall last season, Delaware's bench averaged 25.1 ppg, 8.4 ppg more than the opposition. UD scored 20 or more points off of the bench in 20 of 29 games.

In the 2001-02 season, UD's bench averaged 28.3 ppg and scored 20 or more points in 27 of 30 games.

**The trend has continued thus far this season**, despite the graduation of 6th man Ryan Iversen. **UD has gotten 20+ points from its bench eight times already this season.**

## UD Inks McMahon to NLI

University of Delaware's men's basketball coach David Henderson has announced the signing of guard/forward **Sam McMahon** during the National Letter of Intent program's early signing period.

McMahon, 6-5 and 215 lbs., graduated from Jefferson City HS in Missouri last season and is currently enrolled at Bridgton Academy in North Bridgton, ME. A native of Lohman, Missouri, McMahon finished his playing career at Jefferson City ranked first in games played (103), minutes played (2,620), free throws made (377) and free throws attempted (489). He also ranked second in school history in points with 1,411 and third in rebounds with 641.

As a junior, McMahon averaged 14.0 ppg and 7.3 rpg and earned all-district and second-team all-state honors in Class 4A. He led his team to the Missouri 4A Final Four.

Last year, as a senior, McMahon earned all-district honors, scoring more than 500 points in his final season for a 19.0 ppg average.

At Jefferson City, McMahon played soccer, basketball and baseball, including two seasons as a starting pitcher. He was considered by some as one of the Top 10 senior basketball players in the state last year.

## Finding the FT Range

Delaware had struggled at the free throw line early on this season, although the percentage has been coming up steadily. **Entering tonight's game, Delaware is shooting 72.1%, No. 2 in the CAA behind Old Dominion, from the line as a team.**

However, UD has gotten it done when it counted the most this season. For the season, UD is 44-60 (73.3%) inside the final two minutes of regulation and all of overtime.

**Delaware made 11 of 13 at the foul line inside of the 2:00 mark of regulation, including overtime against Mt. St. Mary's.** UD had only made 7 out of 20 at the foul line in the first 38 minutes of regulation.

At American, David Lunn made 10 of 10, including 8-of-8 in the final 37 seconds, while the rest of the team shot just 8-for-16 at the line for the game.

At UMBC, Delaware converted on 12 of 16 at the line in the final two minutes. The team shot 25 of 32 for the game.

## Get a Room!

**Delaware has lost 13 of its last 16 (dating back to the 2000 NIT loss at Villanova) when it doesn't stay overnight for a road game.**

Although unrelated to the statistic, Delaware stayed overnight prior to its games at Mount Saint Mary's and American.

Delaware beat UMBC this year to account for one of the two wins when travelling on game day.

## Now That's a Summer Job!

**Dan DiNozzi has an interesting summer job.**

**DiNozzi**, who earned a spot as a walk-on with the team this year after serving as a student-manager last season, **works with the Wilmington Blue Rocks, the Kansas City Royals' Carolina League affiliate, in the summer.**

**His duties include serving as Mr. Celery.** Mr. Celery is the Blue Rocks' mascot that dances out from behind home plate every time the Blue Rocks score.

DiNozzi, whose brother is CAA Pole Vault Champion Jon DiNozzi, has been Mr. Celery on the weekends each of the last two baseball seasons.

## A Tale of Two Teams

Delaware's numbers in its wins and losses during the 2002-03 season:

|                       | Won  | Lost |
|-----------------------|------|------|
| Average Points        | 72.9 | 64.0 |
| First Half            | 34.4 | 28.6 |
| Second Half           | 38.5 | 33.0 |
| 3-pt. Field Goal Pct. | 37.8 | 30.5 |
| Field Goal Pct.       | 44.5 | 37.1 |
| Field Goal Defense    | 39.9 | 47.0 |
| Turnovers             | 12.1 | 14.8 |

## Blue Hens Playing Pro

Several former University of Delaware players are playing professionally overseas.

**Greg Miller** and **Ajmal Basit** are playing on rival teams in Germany. Miller is with Bohn, while Basit is playing with Leverkusen. In fact, Basit's team eliminated Miller and his Bohn teammates from last year's playoffs. Miller's team is in first place thus far this season, while Basit is averaging 10.5 ppg, 9.5 rpg and shooting 64.4% from the field for his squad, which is in fourth place.

In addition, **Mohammed Niang** is also playing in the second division league for Hagen.

Marciulionis has left Germany and is now playing for Atletas in his native Lithuania.

**Mike Pegues**, after a standout summer in Australia, is playing for the Leicester City Riders in England. Pegues, who is UD's all-time leading scorer, was third in the league in scoring in Australia, averaging better than 27 ppg. **As of last week, he was leading the league in scoring for Leicester at 23.6 ppg.**

**Ndongo Ndiaye** is playing for Ohod in Saudi Arabia.

**Peca Arsic** is playing in Belgium for TEC Spirou Charleroi.

## Kanga-ROO

No wonder **Rulon Washington's** nickname is "Roo". It might be short for Kanga-ROO.

**Washington**, a native of Jacksonville, FL, **has a 40-inch vertical leap.**

**Washington, who had a career-high 17 points off the bench on 7-8 shooting from the field in Delaware's season-opening win over Mt. St. Mary's**, graduated from Edward White HS in the spring of 2001. However, he wasn't recruited by Division I schools (partially because he had four HS coaches in four years), so he chose to stay in Jacksonville and play in Grayson Marshall's midnight league. Marshall, a former Clemson player (1985-88), called Henderson and put him onto "Roo."

## Show Them How Its Done

**David Henderson's** teams have been good free throw shooters in his first three seasons at Delaware.

Henderson showed at CAA media day that he practices what he preaches. Henderson, who was a 70% free throw shooter in his career at Duke, made all 10 of his free throw attempts to win the CAA's Charity Free Throw Shooting Contest.

The conference donated \$500 in Henderson's name to the "V" Foundation.

## Working Overtime

• **All-time, the Fightin' Blue Hens are 39-31 in overtime games, 23-10 in Newark. (A complete list can be found in the UD media guide.)**

• **Delaware is 6-2 in overtime games all-time at the BCC.**

• **Under David Henderson, Delaware is 4-2 in overtime games.**

• **The Blue Hens have not had consecutive overtime games since Feb. 3 & 7, 1973.**

## In-season Birthdays

• **Lebo Maepa turned 20 on Nov. 26**

• **Herb Courtney turned 19 on Nov. 28**

• **Mike Ames turned 22 on Dec. 23**

• **Mike Slattery turned 21 on Dec. 27**

• **Harding Nana turns 22 on Jan. 17**

• **Rulon Washington turns 21 on Feb. 1**

• **Chris Prothro turns 20 on Feb. 24**

## Gotta Win the Close Ones

**Last year, Delaware was 6-1 in games decided by three points or less.**

**With the loss at Towson, Delaware is now just 1-3 in games decided by three points or less this season.**

## Best Start...

**Delaware's 7-3 start this season was the team's best 10-game start under David Henderson.**

**Each of the first three seasons, UD began 5-5 under Henderson.**

## 0-for-the team

**Although this year's squad is relatively young (with eight new players this season), no one on this year's roster has beaten Drexel in Philadelphia.**

**Delaware last won at Drexel on Feb. 4, 2000, 69-65, when Mike Brey was coach of Delaware and Steve Seymour was coach of Drexel.**

## Milestones & Streaks

### Mike Ames...

- At Rider this season, became the 22nd at UD to score 1,000 career points. He ranks No. 18 with 1,100 career points.
- Has scored in double-figures in 35 of the last 44, including 11 times this season.
- Has at least one three-pointer in 34 of 37 games, 52 of the last 56 and 66 of the last 72 games.
- Has started 67 consec. games... the longest among active UD players.
- Needs nine three-point field goals for 200 in his career (would be the third at UD to do so).

### Mike Slattery...

- Has appeared in all 72 games in his UD career.
- Has started 54 consecutive games.
- Recorded five or more assists in 19 games last season and has done it in nine games this season. He has 231 assists and 91 turnovers in the last 38 games (2.54 ast./TO ratio).
- Recorded his 300th career assist at LIU, making him the 11th at UD to do so. He did in just his 63rd career game. Last season, he recorded his 200th career assist in just his 48th game (at Hofstra last season).
- Has scored in double-figures in 27 of the last 39.
- Has played at least 30 minutes in 35 of the last 39 games (three of which he was injured).

### UD Team...

- Has made at least one 3-pt. FG in 394 consec. games.
- Has won 83 of 94 games when scoring 35 or more points in the first half.
- Has lost 17 of its last 20 games when shooting under 40% from the field.
- Has won 21 of 23 under David Henderson when shooting better than 50% from the field.
- Has lost 16 of its last 17 games when the opposition shoots better than 50% from the field.
- Had gotten double-figure points from the bench in 71 straight games before Wednesday's win over James Madison (just eight points vs. JMU).
- Has won 54 of the last 57 home games when scoring 70+ points.

## Not Just Basketball Smart

Some have stated that the combination of **Mike Ames** and **Mike Slattery** might be the best backcourt in the CAA this season.

Ames and Slattery, however, aren't just successful on the basketball court. Both are candidates for academic awards, with GPAs better than 3.0.

Slattery, who was selected to the CAA's All-Academic squad last March, is a candidate for CoSIDA Academic All-America this season. He is a sports management major.

Ames could also be a candidate for Academic All-America this season. He is majoring in criminal justice.

## Delaware's Oldest Rival

**Delaware and Drexel meet tonight for the 128th time. The two teams first met on January 13, 1912 at Pearson Hall in Newark. Drexel won that game, 28-24.**

**The two teams are meeting for the 44th consecutive season dating back to the 1960-61 campaign.**

The rivalry spans three conferences - the East Coast Conference, America East (also known as the North Atlantic Conference) and, currently, the CAA. **Three times during the America East/NAC stint, the two teams met in the conference title game.**

No matter the records, no matter what is on the line, the series has always been close, however. **Of the 127 meetings, 73 have been decided by single-digit margins, including 17 of the last 24 and 27 of the last 36.**

**Nine of the 127 meetings have been decided in overtime, the most overtime games of any Delaware opponent.**

## Updating the Career Lists

### CAREER POINTS

|  |              |
|--|--------------|
| 1. Mike Pegues (1996-2000) - F           | 2,030        |
| 2. Greg Smith (1993-97) - F              | 1,713        |
| 3. Ken Luck (1978-1982) - F              | 1,613        |
| 4. Mark Murray (1988-1992) - G/F         | 1,559        |
| 5. Brian Pearl (1991-95) - G             | 1,532        |
| 6. Alex Coles (1988-92) - F              | 1,471        |
| 7. Oscar Jones (1982-1986) - F           | 1,387        |
| 8. Dave Sysko (1961-1964) - F            | 1,269        |
| 9. Kestutis Marciulionis (1996-2000) - G | 1,258        |
| 10. Peca Arsic (1994-97) - F             | 1,237        |
| 11. Anthony Wright (1989-93) - F         | 1,232        |
| 12. Ray Crawford (1951-57) - ?           | 1,205        |
| 13. Nate Cloud (1960-1963) - C           | 1,167        |
| 14. Tim Tompkins (1979-84) - G           | 1,161        |
| 15. Taurence Chisholm (1984-88) - G      | 1,159        |
| 16. Spencer Dunkley (1989-93) - C        | 1,154        |
| 17. Mark Mancini (1975-1979) - G         | 1,107        |
| 18. <b>Mike Ames (2000- current) - G</b> | <b>1,100</b> |
| 19. Frank Wickes (1956-59) - F           | 1,089        |
| 20. Pete Mullenberg (1977-81) - C        | 1,085        |
| 21. Jim Smith (1954-17) - G              | 1,053        |
| 22. Tom Carluccio (1975-79) - F          | 1,016        |
| 23. Barry Berger (1984-88) - F           | 982          |
| 24. Wolfgang Fengler (1971-74) - C       | 972          |
| 25. Loren Pratt (1967-71) - F            | 965          |
| 26. Bob Nack (1971-74) - G               | 944          |
| Ken Helfand (1969-72) - F                | 944          |
| 28. Tyrone Perry (1995-99) - G           | 936          |
| 29. Tony Tucker (1986-88) - G            | 885          |
| 30. Pete Cloud (1961-64) - F             | 881          |
| Jack Waddington (1953-56) - C            | 881          |

### THREE-POINT FIELD GOALS MADE

|  |            |
|--|------------|
| 1. Kestutis Marciulionis (1996-2000)     | 211        |
| 2. Peca Arsic (1994-97)                  | 202        |
| 3. <b>Mike Ames (2000-present)</b>       | <b>191</b> |
| 4. Tyrone Perry (1995-99)                | 170        |
| 5. Greg Miller (1997-2001)               | 135        |
| 6. John Gordon (1998-2000)               | 134        |
| 7. Brian Pearl (1991-95)                 | 130        |
| 8. Robbie Johnson (1991-95)              | 124        |
| 9. Austen Rowland (1999-2002)            | 122        |
| 10. Billy Wells (1999-2001)              | 112        |
| 11. Mark Haughton (1987-91)              | 110        |
| 12. Ryan Iversen (2000-2003)             | 109        |
| 13. Ricky Deadwyler (1989-93)            | 104        |
| 14. Kevin Blackhurst (1989-93)           | 91         |
| 15. <b>Mike Slattery (2001- current)</b> | <b>75</b>  |

### THREE-POINT FIELD GOAL ATTEMPTS

|  |            |
|--|------------|
| 1. Kestutis Marciulionis (1996-2000)     | 611        |
| 2. Peca Arsic (1994-97)                  | 502        |
| 3. <b>Mike Ames (2000-present)</b>       | <b>475</b> |
| 4. Tyrone Perry (1995-99)                | 474        |
| 5. Greg Miller (1997-2001)               | 378        |
| 6. Austen Rowland (1999-2002)            | 361        |
| 7. Brian Pearl (1991-95)                 | 357        |
| 8. Ryan Iversen (2000-03)                | 324        |
| 9. Robbie Johnson (1991-95)              | 323        |
| 10. John Gordon (1998-2000)              | 312        |
| 11. Mark Haughton (1987-91)              | 308        |
| 12. Billy Wells (1999-2001)              | 272        |
| 13. Ricky Deadwyler (1989-93)            | 268        |
| 14. Kevin Blackhurst (1989-93)           | 262        |
| 15. <b>Mike Slattery (2001- current)</b> | <b>217</b> |
| 16. Keith Davis (1996-98)                | 202        |

### THREE-POINT FIELD GOAL PERCENTAGE

|                                    |             |
|------------------------------------|-------------|
| 1. John Gordon (1998-2000)         | .430        |
| 2. Tony Tucker (1986-88)           | .413        |
| 3. Billy Wells (1999-2001)         | .412        |
| 4. <b>Mike Ames (2000-present)</b> | <b>.402</b> |
| 5. Peca Arsic (1994-97)            | .402        |
| 6. Greg Wheeler (1987-88)          | .400        |
| 7. Tyrone Perry (1995-99)          | .397        |
| 8. Donald Dutton (1985-87)         | .396        |
| 9. Brad Heckert (1983-87)          | .389        |
| 10. Taurence Chisholm (1984-88)    | .388        |
| Ricky Deadwyler (1989-93)          | .388        |

### ASSISTS

|   |            |
|---|------------|
| 1. Taurence Chisholm (1984-88) - G          | 877        |
| 2. Brian Pearl (1991-95) - G                | 501        |
| 3. John Staudenmayer (1979-83) - G          | 416        |
| 4. Tyrone Perry (1995-99) - G               | 376        |
| 5. Rob Garner (1993-96) - G                 | 369        |
| 6. Tom Campbell (1977-81) - G               | 360        |
| 7. Mark Mancini (1975-79) - G               | 357        |
| 8. Bill Sullivan (1972-74) - G              | 349        |
| 9. <b>Mike Slattery (2001- current) - G</b> | <b>344</b> |
| 10. Mark Haughton (1987-91) - G             | 332        |

### BLOCKED SHOTS

|   |           |
|---|-----------|
| 1. Spencer Dunkley (1989-93) - C            | 195       |
| 2. John Bennett (1995-99) - C               | 148       |
| 3. Ndongo Ndiaye (1998-2000) - F            | 110       |
| 4. Alex Coles (1988-92) - F                 | 107       |
| 5. Pete Mullenberg (1977-81) - C            | 106       |
| 6. Denard Montgomery (1988-92) - C          | 93        |
| 7. Ajmal Basit (2000-01) - F                | 81        |
| 8. Mike Pegues (1996-2000) - F              | 72        |
| 9. Maurice Sessoms (2000-2003) - F          | 69        |
| 10. <b>Calvin Smith (2001- current) - F</b> | <b>54</b> |

## UD under David Henderson...

- Delaware is 57-45 overall
- Delaware is 34-24 in conf. regular season action
- The Blue Hens are 32-13 at home (Bob Carpenter Center)
- In home openers, Delaware is 3-1
- In season-openers, Delaware is 2-2
- Delaware is 21-2 when it shoots 50% or better from the field
- Delaware is 42-10 when it is leading at halftime (at home, 25-4 when leading at half)
- Delaware is 52-4 when leading or tied with 2:00 to play in regulation
- Delaware is 55-4 when leading or tied with 1:00 to play in regulation
- Delaware is 29-8 when it scores 35 points or more in the first half
- Delaware is shooting 76.0% at the line inside of the 2:00 mark (282-371)
- Delaware is averaging 7.2 three-point field goals per game (738 total)
- Delaware has made 10 or more three-point field goals 19 times
- Delaware is averaging 70.6 ppg (7,203 total)
- Delaware is shooting 43.2% from the field (2554-5912)
- Delaware is shooting 35.5% from three-point range (738-2081)
- Opponents have been held under 60 points 27 times (23-4 in those games)

## UD Coaching Records

|                        |              |             |
|------------------------|--------------|-------------|
| Mike Brey              | 99-51        | .660        |
| H.B. Shipley           | 35-19        | .648        |
| Fred Emmerson          | 66-41        | .617        |
| Dan Peterson           | 69-49        | .585        |
| Steve Steinwedel       | 163-121      | .574        |
| <b>David Henderson</b> | <b>57-45</b> | <b>.559</b> |
| Don Harnum             | 69-57        | .548        |
| Joseph Brunansky       | 24-30        | .444        |
| D. Kenneth Stears      | 7-9          | .438        |
| Z. Edmund Prince       | 7-9          | .438        |
| Flucie Stewart         | 7-9          | .438        |
| Samuel Saunders        | 3-4-1        | .438        |
| Irv Wisniewski         | 111-154      | .419        |
| William J. McAvoy      | 58-83        | .411        |
| Stephen Grenda         | 13-19        | .406        |
| Gerald P. Doherty      | 43-64-1      | .402        |
| Ron Rainey             | 91-147       | .382        |
| E. Emery Adkins        | 14-23        | .378        |
| Lyal Clark             | 6-10         | .375        |
| J.J. Rothrock          | 17-33        | .340        |
| William Murray         | 3-9          | .250        |
| Frank Forstburg        | 6-23         | .207        |



## UD Coaches' First 100

David Henderson's 100th game as head coach at Delaware took place at VCU this season. Here's a quick look at how Delaware coaches have fared in their first 100 games:

| Coach                  | Rec.         | Pct.        | W/L 100th   |
|------------------------|--------------|-------------|-------------|
| Fred Emerson           | 63-37        | .630        | Won         |
| Daniel Peterson        | 62-38        | .620        | Won         |
| Mike Brey              | 60-40        | .600        | Won         |
| Don Harnum             | 59-41        | .590        | Lost        |
| <b>David Henderson</b> | <b>56-44</b> | <b>.560</b> | <b>Lost</b> |
| Steve Steinwedel       | 51-49        | .510        | Won         |
| W.J. McAvoy            | 44-56        | .440        | Lost        |
| G.P. Doherty           | 43-56-1      | .435        | Lost        |
| Ron Rainey             | 38-62        | .380        | Won         |
| Irv Wisniewski         | 35-65        | .350        | Won         |

## Henderson's Team vs.

| Opponent                      | H                  | A            | Over. |
|-------------------------------|--------------------|--------------|-------|
| American.....                 | 0-0                | 1-0          | 1-0   |
| Boston Univ. ....             | 1-0                | 1-0          | 2-0   |
| Bowling Green .....           | 0-0                | 0-0          | 0-1   |
| Butler .....                  | 0-0                | 0-0          | 0-1   |
| Charleston So. ....           | 0-0                | 0-0          | 1-0   |
| C. of Charleston....          | 0-0                | 0-1          | 0-1   |
| Delaware St.....              | 1-0                | 0-0          | 1-0   |
| Drexel.....                   | 2-1                | 0-3          | 3-4   |
| E. Washington .....           | 0-0                | 0-0          | 1-0   |
| George Mason .....            | 0-2                | 1-2          | 2-4   |
| Hartford .....                | 1-0                | 1-0          | 2-0   |
| High Point .....              | 0-0                | 1-0          | 1-0   |
| Hofstra .....                 | 2-2                | 1-3          | 3-5   |
| James Madison ...             | 3-0                | 2-0          | 5-0   |
| La Salle .....                | 1-0                | 0-1          | 1-1   |
| Long Island Univ. .           | 1-0                | 1-0          | 2-0   |
| Loyola (MD) .....             | 2-0                | 0-1          | 2-1   |
| Maine .....                   | 0-1                | 0-1          | 0-2   |
| Mount St. Mary's ..           | 0-0                | 1-0          | 1-0   |
| New Hampshire ....            | 1-0                | 1-0          | 2-0   |
| Northeastern .....            | 2-0                | 1-0          | 3-0   |
| Old Dominion .....            | 2-0                | 1-1          | 3-1   |
| Pennsylvania .....            | 2-0                | 0-1          | 2-1   |
| Rider .....                   | 1-1                | 0-2          | 1-3   |
| Saint Joseph's .....          | 0-2                | 0-2          | 0-4   |
| San Francisco .....           | 0-1                | 0-0          | 0-1   |
| Siena .....                   | 1-0                | 1-0          | 2-0   |
| Temple .....                  | 0-0                | 0-1          | 0-1   |
| Towson.....                   | 3-1                | 2-2          | 5-3   |
| UMBC .....                    | 0-0                | 1-0          | 1-0   |
| UNC Greensboro....            | 1-0                | 0-1          | 1-1   |
| UNC Wilmington ..             | 0-2                | 1-1          | 1-5   |
| UW-Green Bay .....            | 0-0                | 0-1          | 0-1   |
| VCU .....                     | 2-0                | 0-3          | 2-3   |
| Vermont .....                 | 1-0                | 1-0          | 2-0   |
| Wichita State .....           | 0-0                | 0-0          | 1-0   |
| William & Mary ....           | 2-0                | 1-1          | 3-1   |
| <b>TOTALS.....</b>            | <b>32-1320-28*</b> | <b>57-45</b> |       |
| <b>*5-4 on neutral courts</b> |                    |              |       |

# 2003-04 Season & Career Highs

## #1 - Harding Nana

|                       |                             |
|-----------------------|-----------------------------|
|                       | 2003-04 Season Highs        |
| Points                | 22 vs. James Madison, 1/12  |
| Rebounds              | 13 vs. Hofstra, 1/3         |
| Assists               | 1, twice                    |
| Blocks                | 2 vs. Siena, 12/23          |
| Steals                | 2 vs. Saint Joseph's, 12/30 |
| Minutes               | 31 at Towson, 1/10          |
| Field Goals           | 6, twice                    |
| Field Goal Att.       | 11, twice                   |
| 3-pt. Field Goals     | 3 vs. Siena, 12/23          |
| 3-pt. Field Goal Att. | 5 vs. Siena, 12/23          |
| Free Throws           | 10 vs. James Madison, 1/12  |
| Free Throw Att.       | 11 vs. James Madison, 1/12  |

## #2 - Chris Prothro

|                       |                      |                                |
|-----------------------|----------------------|--------------------------------|
|                       | 2003-04 Season Highs | Career                         |
| Points                | 21 at LIU, 12/3      | same                           |
| Rebounds              | 5 at LIU, 12/3       | 8 at VCU, 2/15/03              |
| Assists               | 2 vs. Siena, 12/23   | 2, twice                       |
| Blocks                | 1 at Rider, 12/13    | n/a                            |
| Steals                | 2, five times        | 2, seven times                 |
| Minutes               | 19, twice            | 22 vs. UNC Wilmington, 1/18/03 |
| Field Goals           | 6 at LIU, 12/3       | 4, twice                       |
| Field Goal Att.       | 8 at LIU, 12/3       | 8, twice                       |
| 3-pt. Field Goals     | 4 at LIU, 12/3       | 2, twice                       |
| 3-pt. Field Goal Att. | 5 at LIU, 12/3       | 5, three times                 |
| Free Throws           | 5 at LIU, 12/3       | same                           |
| Free Throw Att.       | 6 at LIU, 12/3       | 6, three times                 |

## #3 - Mike Slattery

|                       |                      |                              |
|-----------------------|----------------------|------------------------------|
|                       | 2003-04 Season Highs | Career Highs                 |
| Points                | 20 at Towson, 1/10   | 22 at UW-Green Bay, 12/28/02 |
| Rebounds              | 5 at VCU, 1/7        | 7 vs. VCU, 1/11/03           |
| Assists               | 9, twice             | 15, twice                    |
| Blocks                | n/a                  | 1, three times               |
| Steals                | 5, twice             | 5, four times                |
| Minutes               | 38 at Towson, 1/10   | 45 vs. Drexel, 1/23/03 (ot)  |
| Field Goals           | 9 at Towson, 1/10    | same                         |
| Field Goal Att.       | 13 at Towson, 1/10   | 18 at UW-Green Bay, 12/28/02 |
| 3-pt. Field Goals     | 3, twice             | 4 at UW-Green Bay, 12/28/02  |
| 3-pt. Field Goal Att. | 6 vs. Hofstra, 1/3   | 11 at UW-Green Bay, 12/28/02 |
| Free Throws           | 11 at UMBC, 12/6     | same                         |
| Free Throw Att.       | 16 at UMBC, 12/6     | same                         |

## #5 - Lebo Maepa

|                       |                      |
|-----------------------|----------------------|
|                       | 2003-04 Season Highs |
| Points                | 3 vs. Siena, 12/23   |
| Rebounds              | 1, twice             |
| Assists               | 1 vs. Siena, 12/23   |
| Blocks                | 1, twice             |
| Steals                | 2 vs. Siena, 12/23   |
| Minutes               | 13 vs. Siena, 12/23  |
| Field Goals           | 1 vs. Siena, 12/23   |
| Field Goal Att.       | 1 vs. Siena, 12/23   |
| 3-pt. Field Goals     | n/a                  |
| 3-pt. Field Goal Att. | n/a                  |
| Free Throws           | n/a                  |
| Free Throw Att.       | n/a                  |

## #10 - Mike Ames

|                       |                            |                                  |
|-----------------------|----------------------------|----------------------------------|
|                       | 2002-03 Season Highs       | Career Highs                     |
| Points                | 28 vs. James Madison, 1/12 | 33 at Drexel, 2/9/02             |
| Rebounds              | 7 at American, 11/25       | 8 at Old Dominion, 1/15/03 (ot)  |
| Assists               | 6 at Rider, 12/13          | same                             |
| Blocks                | 1 vs. Loyola (MD), 12/10   | 2 at Old Dominion, 1/15/03 (ot)  |
| Steals                | 4 at LIU, 12/3             | 4, three times                   |
| Minutes               | 39 vs. James Madison, 1/12 | 37 at Old Dominion, 1/15/03 (ot) |
| Field Goals           | 9 vs. James Madison, 1/12  | 11 at Drexel, 2/9/02             |
| Field Goal Att.       | 16 vs. James Madison, 1/12 | 18 at Drexel, 2/9/02             |
| 3-pt. Field Goals     | 6 vs. James Madison, 1/12  | 7 at Drexel, 2/9/02              |
| 3-pt. Field Goal Att. | 12 vs. James Madison, 1/12 | 13, twice                        |
| Free Throws           | 10 vs. Hofstra, 1/3        | 10, twice                        |
| Free Throw Att.       | 10 vs. Hofstra, 1/3        | 10, twice                        |

## #12 - Rulon Washington

|                       |                                  |                         |
|-----------------------|----------------------------------|-------------------------|
|                       | 2003-04 Season Highs             | Career Highs            |
| Points                | 17 at Mt. St. Mary's, 11/21 (ot) | same                    |
| Rebounds              | 3, twice                         | 5 at Towson, 3/1/03     |
| Assists               | 5 at Rider, 12/13                | 1, five times           |
| Blocks                | 1 at Towson, 1/10                | same                    |
| Steals                | 3, twice                         | same                    |
| Minutes               | 30 at Rider, 12/13               | same                    |
| Field Goals           | 7 at Mt. St. Mary's, 11/21 (ot)  | same                    |
| Field Goal Att.       | 12 at Rider, 12/13               | same                    |
| 3-pt. Field Goals     | 3 at Mt. St. Mary's, 11/21 (ot)  | same                    |
| 3-pt. Field Goal Att. | 5 at Rider, 12/13                | 6 at La Salle, 11/22/02 |
| Free Throws           | 2, twice                         | 3 vs. Penn, 12/3/02     |
| Free Throw Att.       | 2, twice                         | 3, twice                |

## #15 - Herb Courtney

|                       |                             |
|-----------------------|-----------------------------|
|                       | 2003-04 Season Highs        |
| Points                | 9 at Rider, 12/13           |
| Rebounds              | 6 vs. San Francisco, 11/30  |
| Assists               | 1 vs. Loyola (MD), 12/10    |
| Blocks                | 2 vs. Siena, 12/23          |
| Steals                | 1, twice                    |
| Minutes               | 13 vs. San Francisco, 11/30 |
| Field Goals           | 4 at Rider, 12/13           |
| Field Goal Att.       | 7 at Rider, 12/13           |
| 3-pt. Field Goals     | 2 vs. Saint Joseph's, 12/30 |
| 3-pt. Field Goal Att. | 3 vs. Saint Joseph's, 12/30 |
| Free Throws           | 4 vs. Siena, 12/23          |
| Free Throw Att.       | 4, twice                    |

## #24 - Robin Wentt

|                       |                                  |                                |
|-----------------------|----------------------------------|--------------------------------|
|                       | 2003-04 Season Highs             | Career Highs                   |
| Points                | 12 vs. San Francisco, 11/30      | 13 vs. Bowling Green, 11/18/01 |
| Rebounds              | 9 at UMBC, 12/6                  | same                           |
| Assists               | 2, twice                         | 4 at La Salle, 11/22/02        |
| Blocks                | 2 at American, 11/25             | 4 vs. Towson, 1/23/02          |
| Steals                | 2 vs. San Francisco, 11/30       | 2, twice                       |
| Minutes               | 36 at Mt. St. Mary's, 11/21 (ot) | same                           |
| Field Goals           | 5 vs. San Francisco, 11/30       | 5, twice                       |
| Field Goal Att.       | 8, twice                         | 10 at High Point, 12/6/01      |
| 3-pt. Field Goals     | n/a                              | 2 vs. Bowling Green, 11/18/01  |
| 3-pt. Field Goal Att. | n/a                              | 3 vs. Bowling Green, 11/18/01  |
| Free Throws           | 4 vs. Siena, 12/23               | same                           |
| Free Throw Att.       | 4, four times                    | 5 vs. Bowling Green, 11/18/01  |

## #30 - Calvin Smith

|                       |                            |                               |
|-----------------------|----------------------------|-------------------------------|
|                       | 2003-04 Season Highs       | Career Highs                  |
| Points                | 14 at American, 11/25      | 16 vs. LIU, 12/1/02           |
| Rebounds              | 9 at American, 11/25       | 11 vs. James Madison, 2/13/03 |
| Assists               | 2, three times             | 6 vs. James Madison, 2/13/03  |
| Blocks                | 3 vs. Siena, 12/23         | 7 vs. LIU, 12/1/02            |
| Steals                | 3 vs. Loyola (MD), 12/10   | 3, three times                |
| Minutes               | 31 at American, 11/25      | 31, twice                     |
| Field Goals           | 6 at American, 11/25       | 7, twice                      |
| Field Goal Att.       | 10 at American, 11/25      | 12 vs. LIU, 12/1/02           |
| 3-pt. Field Goals     | n/a                        | n/a                           |
| 3-pt. Field Goal Att. | n/a                        | 1 at VCU, 1/14/02             |
| Free Throws           | 3 vs. San Francisco, 11/30 | 4 vs. James Madison, 2/13/03  |
| Free Throw Att.       | 6 at American, 11/25       | 6, twice                      |

## #31 - Raphael Madera

|                       |                              |
|-----------------------|------------------------------|
|                       | 2003-04 Season Highs         |
| Points                | 16 vs. Saint Joseph's, 12/30 |
| Rebounds              | 12 vs. James Madison, 1/12   |
| Assists               | 1, twice                     |
| Blocks                | 2, three times               |
| Steals                | 1, four times                |
| Minutes               | 26 vs. Saint Joseph's, 12/30 |
| Field Goals           | 8 vs. Saint Joseph's, 12/30  |
| Field Goal Att.       | 11 at Towson, 1/10           |
| 3-pt. Field Goals     | n/a                          |
| 3-pt. Field Goal Att. | n/a                          |
| Free Throws           | 1, twice                     |
| Free Throw Att.       | 2, twice                     |

## #33 - Henry Olawoye

|                       |                            |
|-----------------------|----------------------------|
|                       | 2003-04 Season Highs       |
| Points                | 6 vs. San Francisco, 11/30 |
| Rebounds              | 4 at UMBC, 12/6            |
| Assists               | 3 at VCU, 1/7              |
| Blocks                | 1, three times             |
| Steals                | 1, twice                   |
| Minutes               | 15 at UMBC, 12/6           |
| Field Goals           | 2 at UMBC, 12/6            |
| Field Goal Att.       | 4, twice                   |
| 3-pt. Field Goals     | n/a                        |
| 3-pt. Field Goal Att. | n/a                        |
| Free Throws           | 2 vs. San Francisco, 11/30 |
| Free Throw Att.       | 4 vs. San Francisco, 11/30 |

## #35 - David Lunn

|                       |                                  |                              |
|-----------------------|----------------------------------|------------------------------|
|                       | 2003-04 Season Highs             | Career Highs                 |
| Points                | 17 at VCU, 1/7                   | same                         |
| Rebounds              | 7 at American, 11/25             | 10 at Towson, 3/1/03         |
| Assists               | 6 at Rider, 12/13                | 7 vs. William & Mary, 2/1/03 |
| Blocks                | 2 vs. San Francisco, 11/30       | same                         |
| Steals                | 5 at Towson, 1/10                | 6 vs. Towson, 1/25/03        |
| Minutes               | 33, twice                        | 37, twice                    |
| Field Goals           | 6 at VCU, 1/7                    | 6, twice                     |
| Field Goal Att.       | 13 at LIU, 12/3                  | same                         |
| 3-pt. Field Goals     | 2 vs. San Francisco, 11/30       | 3, twice                     |
| 3-pt. Field Goal Att. | 4 vs. Loyola (MD), 12/10         | 6 at UW-Green Bay, 12/28/02  |
| Free Throws           | 10 at American, 11/25            | same                         |
| Free Throw Att.       | 11 at Mt. St. Mary's, 11/21 (ot) | same                         |

# 2003-04 Fightin' Blue Hen Miscellaneous Stats

## INDIVIDUAL STATS

| Led in scoring* '03-04 (w-l) | Career (w-l) | Con. |
|------------------------------|--------------|------|
| Mike Ames 9 (6-3)            | 27 (15-12)   | 1    |
| Mike Slattery 1 (0-1)        | 6 (1-5)      |      |
| Raphael Madera 1 (0-1)       | 1 (0-1)      |      |
| Harding Nana 1 (1-0)         | 1 (1-0)      |      |
| Chris Prothro 1 (1-0)        | 1 (1-0)      |      |
| Rulon Washington 1 (1-0)     | 1 (1-0)      |      |

\* includes games tied for team-high

| Double-digit pts. '03-04 (w-l) | Career (w-l) | Con. |
|--------------------------------|--------------|------|
| Mike Ames 11 (8-3)             | 56 (36-20)   | 1    |
| Mike Slattery 9 (7-2)          | 28 (17-11)   | 4    |
| David Lunn 7 (5-2)             | 17 (10-7)    |      |
| Robin Wentt 3 (2-1)            | 6 (4-2)      |      |
| Harding Nana 3 (2-1)           | 3 (2-1)      | 2    |
| Calvin Smith 2 (1-1)           | 6 (5-1)      |      |
| Rulon Washington 2 (1-1)       | 3 (2-1)      |      |
| Raphael Madera 2 (0-2)         | 2 (0-2)      |      |
| Chris Prothro 1 (1-0)          | 3 (1-2)      |      |

| 20-plus pts. '03-04 (w-l) | Career (w-l) |
|---------------------------|--------------|
| Mike Ames 4 (4-0)         | 13 (9-4)     |
| Chris Prothro 1 (1-0)     | 1 (1-0)      |
| Harding Nana 2 (2-0)      | 2 (2-0)      |
| Mike Slattery 1 (0-1)     | 2 (0-2)      |

| Dunks '03-04    | Career |
|-----------------|--------|
| Robin Wentt 8   | 22     |
| David Lunn 3    | 4      |
| Chris Prothro 2 | 3      |
| Calvin Smith 1  | 10     |
| Henry Olawoye 1 | 1      |
| Herb Courtney 1 | 1      |

| Led in Rebound.* '03-04 | Career | Con. |
|-------------------------|--------|------|
| Calvin Smith 4          | 13     |      |
| Harding Nana 4          | 4      |      |
| Robin Wentt 2           | 5      |      |
| David Lunn 1            | 4      |      |
| Mike Ames 1             | 3      |      |
| Chris Prothro 1         | 3      |      |
| Raphael Madera 1        | 1      | 1    |
| Herb Courtney 1         | 1      |      |

\* includes games tied for team-high

| Double-digit reb. '03-04 | Career |
|--------------------------|--------|
| Harding Nana 1           | 1      |
| Raphael Madera 1         | 1      |
| David Lunn -             | 1      |
| Calvin Smith -           | 1      |

| Double-digit ast. '03-04 | Career |
|--------------------------|--------|
| Mike Slattery 5          | 5      |

| Double-Doubles '02-03 | Career |
|-----------------------|--------|
| Mike Slattery 3       | 3      |

## Consec. Games Played

|                     |               |
|---------------------|---------------|
| Mike Ames 79        | CD - 2/4/01   |
| Mike Slattery 72    | ---           |
| Calvin Smith 48     | CD - 12/13/02 |
| David Lunn 42       | INJ - 3/5/02  |
| Chris Prothro 37    | CD - 12/14/02 |
| Rulon Washington 16 | INJ - 2/26/03 |
| Robin Wentt 13      | INJ - 3/9/03  |
| Raphael Madera 13   | ---           |
| Herb Courtney 11    | CD - 11/25/03 |
| Henry Olawoye 1     | CD - 1/10/04  |

## Consec. Games Started

|                  |                     |
|------------------|---------------------|
| Mike Ames 67     | First start 12/6/01 |
| Mike Slattery 54 | First start 1/26/02 |
| David Lunn 17    | CD - 2/22/03        |
| Raphael Madera 4 | CD - 12/30/03       |
| Harding Nana 2   | First start 1/10/04 |

## Consec. Games Played with a 3-pt. FG

|                 |                       |
|-----------------|-----------------------|
| Mike Ames 4     | 0-2 (SJU, 12/30/03)   |
| Mike Slattery 1 | 0-3 (Towson, 1/10/04) |

## FT shooting inside final 2:00 of reg.

| Game-by-Game           | FT-FTA         | Result       |
|------------------------|----------------|--------------|
| at Mt.St. Mary's ^     | 11-13          | W 75-72 (ot) |
| at American            | 8-11           | W 72-63      |
| San Francisco          | 0-2            | L 72-74      |
| at Long Island Univ.   | 6-8            | W 89-76      |
| at UMBC                | 12-16          | W 74-62      |
| Loyola-MD              | 2-4            | W 76-71      |
| at Rider               | 3-4            | L 72-75      |
| Siena                  | 1-2            | W 85-59      |
| Saint Joseph's         | 1-2            | L 54-75      |
| Hofstra                | 4-4            | W 66-59      |
| at VCU                 | 0-0            | L 72-99      |
| at Towson              | 3-4            | L 68-70      |
| James Madison          | 5-6            | W 80-66      |
| at Drexel              |                |              |
| Old Dominion           |                |              |
| Wm. &Mary              |                |              |
| at UNC Wilmington      |                |              |
| George Mason           |                |              |
| at James Madison       |                |              |
| at Hofstra             |                |              |
| Towson                 |                |              |
| at Wm. &Mary           |                |              |
| at Old Dominion        |                |              |
| UNC Wilmington         |                |              |
| at George Mason        |                |              |
| VCU                    |                |              |
| Drexel                 |                |              |
| <b>2003-04 Total</b>   | <b>56-74</b>   | <b>75.7%</b> |
| <b>2002-03 Total</b>   | <b>74-105</b>  | <b>70.5%</b> |
| <b>2001-02 Total</b>   | <b>82-101</b>  | <b>81.2%</b> |
| <b>2000-01 Total</b>   | <b>70-89</b>   | <b>78.7%</b> |
| <b>1999-2000 Total</b> | <b>144-180</b> | <b>80.0%</b> |

^ includes overtime period

## Bench Scoring

| Game-by-Game         | UD-Opp.            | Result       |
|----------------------|--------------------|--------------|
| at Mt.St. Mary's     | 26-9               | W 75-72 (ot) |
| at American          | 20-25              | W 72-63      |
| San Francisco        | 27-28              | L 72-74      |
| at Long Island Univ. | 37-30              | W 89-76      |
| at UMBC              | 11-24              | W 74-62      |
| Loyola-MD            | 13-27              | W 76-71      |
| at Rider             | 36-26              | L 72-75      |
| Siena                | 35-29              | W 85-59      |
| Saint Joseph's       | 37-10              | L 55-74      |
| Hofstra              | 11-10              | W 66-59      |
| at VCU               | 20-29              | L 72-99      |
| at Towson            | 10-10              | L 68-70      |
| James Madison        | 8-15               | W 80-66      |
| at Drexel            |                    |              |
| Old Dominion         |                    |              |
| Wm. &Mary            |                    |              |
| at UNC Wilmington    |                    |              |
| George Mason         |                    |              |
| at James Madison     |                    |              |
| at Hofstra           |                    |              |
| Towson               |                    |              |
| at Wm. &Mary         |                    |              |
| at Old Dominion      |                    |              |
| UNC Wilmington       |                    |              |
| at George Mason      |                    |              |
| VCU                  |                    |              |
| Drexel               |                    |              |
| <b>2003-04 Total</b> | <b>291-272</b>     |              |
| <b>2003-04 Avg.</b>  | <b>22.4-20.9</b>   |              |
| <b>2002-03 Avg.</b>  | <b>25.1-16.7</b>   |              |
| <b>2001-02 Avg.</b>  | <b>28.3 - 16.4</b> |              |

## Second Chance Points

| Game-by-Game           | UD-Opp.         | Result       |
|------------------------|-----------------|--------------|
| at Mt.St. Mary's       | 12-7            | W 75-72 (ot) |
| at American            | 13-8            | W 72-63      |
| San Francisco          | 16-7            | L 72-74      |
| at Long Island Univ.   | 4-12            | W 89-76      |
| at UMBC                | 8-10            | W 74-62      |
| Loyola-MD              | 5-6             | W 76-71      |
| at Rider               | 11-15           | L 72-75      |
| Siena                  | 11-12           | W 85-59      |
| Saint Joseph's         | 9-8             | L 54-75      |
| Hofstra                | 15-12           | W 66-59      |
| at VCU                 | 13-14           | L 72-99      |
| at Towson              | 10-4            | L 68-70      |
| James Madison          | 14-4            | W 80-66      |
| at Drexel              |                 |              |
| Old Dominion           |                 |              |
| Wm. &Mary              |                 |              |
| at UNC Wilmington      |                 |              |
| George Mason           |                 |              |
| at James Madison       |                 |              |
| at Hofstra             |                 |              |
| Towson                 |                 |              |
| at Wm. &Mary           |                 |              |
| at Old Dominion        |                 |              |
| UNC Wilmington         |                 |              |
| at George Mason        |                 |              |
| VCU                    |                 |              |
| Drexel                 |                 |              |
| <b>2003-04 Total</b>   | <b>141-119</b>  |              |
| <b>2003-04 Average</b> | <b>10.8-9.2</b> |              |

## Points off Turnovers

| Game-by-Game           | UD-Opp.          | Result       |
|------------------------|------------------|--------------|
| at Mt.St. Mary's       | 14-22            | W 75-72 (ot) |
| at American            | 18-15            | W 72-63      |
| San Francisco          | 16-6             | L 72-74      |
| at Long Island Univ.   | 36-6             | W 89-76      |
| at UMBC                | 16-13            | W 74-62      |
| Loyola-MD              | 12-19            | W 76-71      |
| at Rider               | 15-9             | L 72-75      |
| Siena                  | 27-20            | W 85-59      |
| Saint Joseph's         | 18-13            | L 54-75      |
| Hofstra                | 24-13            | W 66-59      |
| at VCU                 | 14-25            | L 72-99      |
| at Towson              | 17-20            | L 68-70      |
| James Madison          | 19-19            | W 80-66      |
| at Drexel              |                  |              |
| Old Dominion           |                  |              |
| Wm. &Mary              |                  |              |
| at UNC Wilmington      |                  |              |
| George Mason           |                  |              |
| at James Madison       |                  |              |
| at Hofstra             |                  |              |
| Towson                 |                  |              |
| at Wm. &Mary           |                  |              |
| at Old Dominion        |                  |              |
| UNC Wilmington         |                  |              |
| at George Mason        |                  |              |
| VCU                    |                  |              |
| Drexel                 |                  |              |
| <b>2003-04 Totals</b>  | <b>246-180</b>   |              |
| <b>2003-04 Average</b> | <b>18.9-13.8</b> |              |

## 2003-04 Margins Wins Losses

|       |   |   |
|-------|---|---|
| 1     |   |   |
| 2     |   | 2 |
| 3     | 1 | 1 |
| 4     |   |   |
| 5     | 1 |   |
| 6     |   |   |
| 7     | 1 |   |
| 8     |   |   |
| 9     | 1 |   |
| 10    |   |   |
| 11-15 | 3 |   |
| 16-19 |   |   |
| 20+   | 1 | 2 |

**Largest lead:** 31 vs. Loyola-MD (81-50, 3:19, 2nd)

**Largest deficit:** 27 vs. VCU (99-72, final)


## Under David Henderson, UD is...

|                                  |       |
|----------------------------------|-------|
| overall                          | 57-45 |
| in conference play (reg. season) | 34-24 |
| vs. conference teams             | 38-27 |
| at home                          | 32-13 |
| on the road                      | 20-28 |
| on neutral courts                | 5-4   |
| home conf. games                 | 20-9  |
| road conf. games                 | 14-15 |
| conf. tourn. games               | 4-3   |
| 50% or better FG                 | 21-2  |
| less than 50% FG                 | 36-43 |
| Opp. shoots 50% FG or better     | 1-14  |
| Opp. shoots less than 50% FG     | 55-31 |
| when scoring 70+                 | 43-12 |
| when scoring less than 70        | 14-36 |
| when opp. score 70+              | 18-28 |
| when opp. score less than 70     | 39-17 |
| when leading at half             | 42-10 |
| when trailing at half            | 9-31  |
| when tied at half                | 6-4   |
| in overtime games                | 4-2   |
| more or equal turnovers          | 28-33 |
| less turnovers than opp.         | 29-12 |
| outbounding or equal reb.        | 32-21 |
| outbounded by opp.               | 25-24 |
| when leading/tied with 2:00 left | 52-4  |
| when leading/tied with 1:00 left | 55-4  |
| when trailing with 2:00 left     | 5-41  |
| when trailing with 1:00 left     | 2-41  |
| in November                      | 6-8   |
| in December                      | 15-11 |
| in January                       | 18-13 |
| in February                      | 13-10 |
| in March                         | 5-3   |
| in night games (5 pm or later)   | 47-34 |
| in day games                     | 10-11 |
| on Monday                        | 3-5   |
| on Tuesday                       | 3-1   |
| on Wednesday                     | 8-9   |
| on Thursday                      | 12-4  |
| on Friday                        | 3-1   |
| on Saturday                      | 25-20 |
| on Sunday                        | 3-6   |
| vs. America East teams ##        | 17-5  |
| vs. Atlantic 10 teams            | 1-6   |
| vs. Big South teams              | 2-0   |
| vs. Big Sky teams                | 1-0   |
| vs. CAATEAMS **                  | 22-23 |
| vs. Horizon League teams         | 0-2   |
| vs. Ivy League teams             | 2-1   |
| vs. MAAC teams                   | 5-4   |
| vs. MEAC teams                   | 1-0   |
| vs. Mid-American Conf. teams     | 0-1   |
| vs. Missouri Valley Conf. teams  | 1-0   |
| vs. Northeast Conference teams   | 3-0   |
| vs. Patriot League teams         | 1-0   |
| vs. Southern Conference teams    | 1-2   |
| vs. West Coast Conference teams  | 0-1   |

\*\* includes non-conference games prior to joining league


## includes 16-5 mark as a member of conference

Meet the Blue Hens • Radio/TV Chart




**Harding  
Nana**  
 61 • Forward  
 So. • 6-8 • 230  
 Douala, Cameroon  
 Newport School (MD)  
 Virginia Tech

\_\_\_ppg \_\_\_rpg \_\_\_apg




**Chris  
Prothro**  
 62 • Forward/ Guard  
 So. • 6-5 • 220  
 Atlanta, GA  
 SW Atlanta Christian

\_\_\_ppg \_\_\_rpg \_\_\_apg




**Mike  
Slattery**  
 63 • Guard  
 Jr. • 5-11 • 180  
 Philadelphia, PA  
 Germantown Academy

\_\_\_ppg \_\_\_rpg \_\_\_apg




**Dan  
DiNozzi**  
 64 • Guard  
 So. • 6-5 • 195  
 Middletown, DE  
 Middletown HS

\_\_\_ppg \_\_\_rpg \_\_\_apg




**Lebo  
Maepa**  
 65 • Forward  
 Fr. • 6-8 • 220  
 Johannesburg, S. Africa  
 Durban HS

\_\_\_ppg \_\_\_rpg \_\_\_apg




**Mike  
Ames**  
 610 • Guard  
 So. • 6-8 • 190  
 Phoenixville, PA  
 St. Pius X HS

\_\_\_ppg \_\_\_rpg \_\_\_apg




**Rulon  
Washington**  
 612 • Guard  
 So. • 6-4 • 180  
 Jacksonville, FL  
 Edward White HS

\_\_\_ppg \_\_\_rpg \_\_\_apg




**Herb  
Courtney**  
 615 • Forward  
 Fr. • 6-7 • 200  
 Horsham, PA  
 Harboro-Horsham HS

\_\_\_ppg \_\_\_rpg \_\_\_apg




**Chris  
Metkiff**  
 621 • Forward  
 So. • 6-5 • 215  
 Merrick, NY  
 Kellenberg Memorial

\_\_\_ppg \_\_\_rpg \_\_\_apg




**Robin  
Wentt**  
 624 • Forward  
 Jr. • 6-7 • 215  
 Silver Spring, MD  
 Dominican Catholic

\_\_\_ppg \_\_\_rpg \_\_\_apg




**Calvin  
Smith**  
 630 • Forward  
 Jr. • 6-5 • 210  
 Norfolk, VA  
 Cranby HS

\_\_\_ppg \_\_\_rpg \_\_\_apg




**Raphael  
Madera**  
 631 • Center  
 Fr. • 6-10 • 240  
 Queens, NY  
 Avon Old Farms (CT)

\_\_\_ppg \_\_\_rpg \_\_\_apg




**Henry  
Olawoye**  
 633 • Forward  
 Fr. • 6-8 • 230  
 Weymouth, RI  
 St. Mark's Prep (MA)

\_\_\_ppg \_\_\_rpg \_\_\_apg



**Octavius  
Flowers**  
 634 • Forward  
 Fr. • 6-6 • 200  
 Goldsboro, NC  
 Community Christian

\_\_\_ppg \_\_\_rpg \_\_\_apg



**David  
Lunn**  
 635 • Guard  
 Jr. • 6-4 • 200  
 Baltimore, MD  
 McDonogh HS

\_\_\_ppg \_\_\_rpg \_\_\_apg