



University of Delaware Sports Information Men's Basketball News

Scott Selheimer
Sports Information Director

Mike Hirschman
Asst. Director

Pete DiVito, Austin Calhoun
2003-04 Interns

Linda McCormick
Sr. Secretary

Bob Carpenter Center (Overnight: 631 S. College Ave.) • Newark, DE 19716 • 302-831-2186 (phone) • 302-831-8653 (fax) • www.udel.edu/sportsinfo

2003-04 Schedule

N 21	at Mt. St. Mary's.....	W 75-72 (ot)
	25 at American	W 72-63
	30 San Francisco	L 72-74
D 3	at Long Island Univ.	W 89-76
	6 at UMBC.....	W 74-62
	10 Loyola (MD).....	W 76-71
	13 at Rider	L 72-75
	23 Siena	W 85-59
	30 Saint Joseph's (TV-CN 8) ..	L 54-75
J 3	*Hofstra (TV-FSN).....	W 66-59
	7 at *VCU	L 72-99
	10 at *Towson (TV-CN 8)	L 68-70
	12 *James Madison	W 80-66
	15 at *Drexel (TV-CSN-Phila.)	L 75-82
	17 *Old Dominion	W 64-62
	21 *William & Mary.....	W 93-82 (ot)
	24 at *UNC Wilm. (TV-CAA).....	L 49-50
23	*George Mason	7:30 p.m.
	31 at *James Madison	7 p.m.
F 4	at *Hofstra	7 p.m.
	7 *Towson (TV-CAANetwork)	2 p.m.
	11 at *William & Mary.....	7 p.m.
	14 at *Old Dominion.....	7 p.m.
	16 *UNC Wilmington	7:30 p.m.
	21 at *George Mason	4:30 p.m.
	25 *VCU.....	7:30 p.m.
	28 *Drexel	7:30 p.m.
M 5-8	CAA Tournament	TBA
	(Richmond Colis., Richmond, VA)	

* CAA game

Athletics Media Relations
Mike Hirschman - Men's BB SID
Office - 302-831-2186
Fax - 302-831-8653
Cell - 302-981-3062
E-mail - mhirsch@udel.edu

Media Notes • Game 18

Delaware (10-7, 4-4) vs. George Mason (12-5, 5-3)
January 28, 2004 • 7:30 p.m.
Bob Carpenter Center (5,000) • Newark, DE

Probable Starters

2003-04 Stats						
Pos.	No., Name	Yr.	ppg	rpg	apg	Miscellaneous
C	31 Raphael Madera	Fr.	5.6	4.0	0.2	16 pts. vs. Saint Joseph's; 12 rebounds vs. James Madison
F	24 Robin Wentt	Jr.-r	6.2	4.2	0.5	shooting team-best 54.7% from the field
G	3 Mike Slattery	Jr.	11.5	2.7	5.8	28 assists in last 4 gms.; No. 23 in Div. I in assists
G	10 Mike Ames	Sr.	17.1	2.9	2.2	avg. 19.8 ppg in last 5 gms.; No. 4 in CAA in scoring
G	35 David Lunn	Jr.	9.3	4.2	1.8	career-high 17 pts. at VCU; DNP at UNCW (strep throat)

Off the Bench

Pos.	No., Name	Yr.	ppg	rpg	apg	Miscellaneous
F	1 Harding Nana (<i>inj.</i>)	So.-r	11.3	7.5	0.8	19 pts., 11 reb. vs. Wm. & Mary (9 pts. in OT, 15 in the final 5:21)
F	2 Chris Prothro	So.	3.9	1.8	0.3	career-high 21 pts., 10 of them in a 57-second span, vs. LIU
F	4 Dan DiNozzi	So.	---	---	---	walk-on who earned spot in pre-season
F	5 Lebo Maepa	Fr.-r	0.3	0.5	0.2	recovered from off-season knee surgery, debut vs. Siena
G	12 Rulon Washington	So.	3.3	0.9	0.9	17 pts. at Mt. St. Mary's; tying 3-pt. w/:00.9 left vs. Wm. & Mary
G/F	15 Herb Courtney	Fr.	4.6	3.1	0.2	20 pts., 10 reb. vs. Wm. & Mary (8-9 FG); 19 reb. in last 2 gms.
F	21 Chris Metkiff	Fr.	---	---	---	walk-on who earned spot in pre-season
F	30 Calvin Smith	Jr.	3.9	3.8	0.7	had 14 pts., 9 reb. in win over American
F	33 Henry Olawoye	Fr.	2.3	1.6	0.5	season-high seven pts. against Old Dominion
G/F	34 Octavius Flowers	Fr.	---	---	---	Conf. Player of the Year at Comm. Christian HS last year

A pronunciation guide is available on page 2 of tonight's game notes.

Injury Report

Chris Prothro is day-to-day due to back problems. Prothro has suffered from sporadic back pains since before preseason practice began...**Rulon Washington** injured his back in a collision during the second half at Drexel. He is listed as day-to-day with back spasms...**David Lunn** did not make the trip to UNC Wilmington due to strep throat. He is probable for tonight's game...**Harding Nana** suffered a separated left shoulder in the first half of the UNC Wilmington. He is expected to miss at least the next two weeks.

All-time Series

All-Time Series Record: GMU leads, 6-3
UD vs. GMU at Fairfax, VA: 1-3
UD vs. GMU at Newark, DE (at BCC): 1-3 (1-2)
UD vs. GMU on neutral courts: 1-0

For complete series results, check the opponents section of the UD media guide.

Blue Hens by the Numbers in 2003-04

6-2 ..Home	7-4 ..when leading at halftime	4-5 ..more or = turnovers	2-1 ..in November
4-5 ..Road	3-3 ..when trailing at halftime	6-2 ..less turnovers	4-2 ..in December
0-0 ..Neutral courts	0-0 ..when tied at halftime		4-4 ..in January
4-0 ..vs. CAA at home	8-0 ..leading or tied at 2:00 left	6-3 ..outrebounding or = opp.	0-0 ..in February
0-4 ..vs. CAA on the road	8-0 ..leading or tied at 1:00 left	4-4 ..outrebounded by opp.	0-0 ..in March
2-0 ..in overtime games	2-7 ..trailing with 2:00 left	7-4 ..at night (5 pm or later start)	1-0 ..vs. America East
	2-7 ..trailing with 1:00 left	1-3 ..during the day	0-1 ..vs. Atlantic 10
8-4 ..when scoring 70+ pts.	7-0 ..when Hens score first	1-0 ..on Monday	4-4 ..vs. CAA
2-3 ..when scoring -70 pts.	3-7 ..when opp. score first	2-1 ..on Tuesday	2-1 ..vs. Metro Atlantic Ath. Conf.
4-6 ..when opponents score 70+		3-1 ..on Wednesday	1-0 ..vs. Northeast Conf.
6-1 ..when opponents score -70	3-3 ..winning opening tap	0-1 ..on Thursday	2-0 ..vs. Patriot League
	7-4 ..when losing tap	1-0 ..on Friday	0-1 ..vs. West Coast Conf.
7-4 ..when making 5+ 3-pt FG	4-1 ..shooting 50% + FG	3-3 ..on Saturday	
2-0 ..when making 10+ 3-pt FG	6-6...shooting under 50% FG	0-1 ..on Sunday	
	0-1 ..opp. shoot 50% + FG		
	10-6 ..opp. shoot under 50% FG		

Say It Like This...

- **Harding Nana (NAH-NAH)**
- **Chris Prothro (PRO-throw)**
- **Dan DiNozzi (Deh Nah-zee)**
- **Lebo (Lay-bo) Maepa (May-puh)**
- **Rulon (ROO-lahn) Washington**
- **Raphael Madera (Muh-dare-uh)**
- **Henry Olawoye (Ohl-uh-way)**
- **Steve Groothius (GROO-th-ee-us)**

You want numbers?

So you say you're a numbers freak? Try these on for size.

2 - So much for "1" being the loneliest number. At Delaware this season, "2" is the loneliest number. Chris Prothro is the first Blue Hen to wear the No. 2. Of course, part of the reason for that is the No. 2 was illegal from 1957-58 to 1999-2000 (as was wearing "1").

4 - The number of times Delaware has rallied from a double-digit halftime deficit to win since 1980-81. After not doing it since Jan. 6, 1993 and only twice in the last 23 seasons, UD has done it twice this year (at Mt. St. Mary's and at home against Old Dominion).

4 (the sequel) - The number of times Delaware has lost consecutive home games since the BCC opened in December 1992.

5 - The number of times Delaware has lost when leading with 2:00 left in regulation since November 1997. UD is 107-5 when that happens during the span.

6 - When Delaware has a lead of six points or more at halftime, it has won 65 of 67 since 1997-98.

21 - The number of steals UD had against Siena this season to set a new school record.

34 - That's how many sellouts UD has had in the last five seasons at the 5,000-seat Bob Carpenter Ctr.

71 - UD's bench had scored in double-figures in 71 consec. games before being held to eight this season against James Madison.

99 - This is the 99th season of Delaware basketball.

123 - The number of games Delaware has won in the 11 seasons at the Carpenter Center. UD is 123-34 (.783 pct) at "The Bob" since its opening on Dec. 1, 1992.

123 (the sequel) - UD is 123-26 when leading at the half since 1997.

398 - UD has made at least one three-pointer in 398 consecutive games. The Blue Hens haven't been shutout from behind the arc since Nov. 28, 1990 at Bucknell.

On the Internet...

University of Delaware athletics information is available via the internet through <http://www.udel.edu/sportsinfo>

Box scores and game stories are usually posted within an hour of the conclusion of each UD basketball game. Cumulative statistics are also updated and posted after each game. Media notes are available in a PDF format within 24 hours of the start of each game.

In addition, live stats are available for all UD home games.

For more information, contact the UD athletics media relations department.

... and on the Air

For the fifth consecutive year, the Blue Hen radio network's flagship station is The Ticket AM-1290. Also on the network are WDOV-AM 1410 (Dover) and WTGM-AM 960 (Salisbury, MD). Mike Corey and Bill Komissaroff call the action on the network. The River 94.7-FM is also carrying all road games beginning Jan. 1.

In addition, many UD basketball games are also broadcast on the UD student station, WVUD-FM 91.3, and WVUD2, the station's internet radio network.

Real Audio links for both broadcasts are available through UD's athletics website.

Delaware will play six games on network TV this season. The Fightin' Blue Hens appear on CN-8 twice, at home against Saint Joseph's and at Towson; on Comcast SportsNet-Philadelphia at Drexel; on Fox SportsNet at home against Hofstra (local coverage TBA); and twice on the CAA Network (locally on Comcast SportsNet-Philadelphia and CSN Mid-Atlantic), at UNC Wilmington and at home against Towson.

All Delaware home games are also shown on STN, the student television network, that is shown on-campus.

CAA Media Teleconference

The CAA will hold its weekly men's basketball media teleconference **each Tuesday through March 2**. The number to access the teleconference is 888-658-7213. The passcode is available by contacting Tripp Sheppard or Rob Washburn in the CAA office at 804-754-1616.

The teleconference schedule is as follows:

- 10:10 Tom Pecora, Hofstra
- 10:20 Jeff Capel, Virginia Commonwealth
- 10:30 Blaine Taylor, Old Dominion
- 10:40 Rick Boyages, William & Mary
- 10:50 Brad Brownell, UNC Wilmington
- 11:00 Sherman Dillard, James Madison
- 11:10 Jim Larranaga, George Mason
- 11:20 Michael Hunt, Towson
- 11:30 David Henderson, Delaware
- 11:40 Bruiser Flint, Drexel

David Henderson Show

The David Henderson Show airs each Monday from 7-7:30 p.m. on The Ticket 1290 AM and The River 94.7-FM. (Real Audio links are available at www.udel.edu/sportsinfo/mens_basketball).

Each Monday, the David Henderson Show will come from the legendary Deer Park Tavern on Main Street in downtown Newark.

Coach Henderson is joined by the voice of the Blue Hens Mike Corey for a review of the past week's games, a preview of upcoming action, and a series of questions both from the restaurant audience and listeners via call-in.

During the 2003-04 season, live shows are scheduled for Dec. 1, Dec. 8, Dec. 15, Dec. 22, Dec. 29, Jan. 5, Jan. 12, Jan. 19, Jan. 26, Feb. 2, Feb. 9, Feb. 16, Feb. 23, Mar. 1 and Mar. 8.

Road Streaks

Delaware started the season by winning its first four road games. Since then, Delaware has lost five straight on the road. Delaware hasn't lost six straight road games since the 1994-95 and 1995-96 seasons.

Last Meeting vs. GMU

DELAWARE61

George Mason49

March 8, 2003 • Richmond Coliseum
CAA Tournament • Quarterfinals

Delaware	MIN	FG	FT	R	A	F	TP
Smith	16	0-2	1-2	6	1	0	1
Sessoms	25	5-9	0-0	4	0	4	10
Slattery	39	3-6	0-2	1	8	3	6
Ames	31	8-16	2-2	2	2	1	21
Lunn	16	3-3	1-2	2	0	4	8
Prothro	15	1-1	1-2	1	0	0	3
Washington	5	0-0	0-0	0	1	0	0
Iversen	22	1-7	1-2	5	1	4	4
Hindenlang	26	1-3	0-0	3	0	0	2
Xenakis	5	3-3	0-0	0	0	2	6
Totals	200	25-50	6-12	30	13	18	61
		.500	.500		(6)		

Geo. Mason	MIN	FG	FT	R	A	F	TP
Larranaga	38	2-8	6-9	3	2	2	10
Young	29	1-4	6-7	8	1	5	8
Heinen	39	6-13	2-2	4	2	3	16
Tynes	27	1-7	0-0	6	1	1	2
Davis	31	1-14	3-4	5	0	2	5
Makings	1	0-0	0-0	0	0	0	0
Harris	1	0-0	0-0	0	0	0	0
Wyatt	1	0-0	0-0	0	0	0	0
Cooper	1	0-0	0-0	0	0	0	0
Lewis	21	3-4	2-2	4	0	2	8
Totals	200	14-50	19-24	38	6	16	49
		.280	.792		(5)		

Delaware.....29 32 - 61
George Mason.....18 31 - 49

Three-pt. FG: UD - 5-15, .333 (Ames, 3-7, Iversen, 1-4, Lunn, 1-1, Slattery, 0-3), GMU - 2-16, .125 (Heinen, 2-7, Larranaga, 0-2, Tynes, 0-2, Davis, 0-5); **Blocks:** UD - 4 (Hindenlang, 2, Smith, Sessoms), GMU - 4 (Davis, Larranaga, Young, Heinen); **Steals:** UD - 7 (Prothro, 2, Smith, Slattery, Ames, Lunn, Iversen), GMU - 5 (Larranaga, Young, Heinen, Tynes, Davis); **Turnovers:** UD - 12 (Prothro, 3, Smith, 2, Sessoms, 2, Slattery, Lunn, Washington, Iversen, Hindenlang); GMU - 17 (Larranaga, 5, Young, 4, Davis, 3, Heinen, 2, Tynes, Team); **Officials:** Karl Hess, Sean Hull, Jerry Heater; **Attendance:** 4,267.

RICHMOND, VA -- Entering the CAA men's basketball tournament, Delaware ranked next-to-last in the league in field goal percentage defense at 43.8 percent, but on this day, UD was the best defensive team in the CAA...holding George Mason to 28 percent shooting from the field, the No. 5 seed Blue Hens knocked off the No. 4 Patriots in the CAA quarterfinals...Mike Ames led the Blue Hens with 21 points while Maurice Sessoms added 10 points for his fifth straight double-figure effort and Mike Slattery dished out eight assists...Raoul Heinen led George Mason with 16 points while Jon Larranaga added 10 points...the win marked the seventh straight season that UD advanced in the conference tournament...the Hens avenged two regular season losses to the Patriots...UD confused George Mason throughout the first half by changing up defenses, alternating between its normal man-to-man and an aggressive 2-3 zone...as a result, the Patriots missed six of their first seven shots from the field...that, coupled with a balanced scoring attack, allowed UD to lead for all but the first 3:32 of the first half...the Hens built a 29-18 lead at intermission, the fewest points Delaware had allowed in a first half this season...the defensive effort clearly frustrated first team All-CAA forward Mark Davis, who missed all six of his shots from the field in the first half and finished the day just 1-for-14 from the field...the Patriots wasted no time in cutting the lead to seven in the first 1:45 of the second half...UD responded and increased its lead back up to 13 at 37-24 when a Ioannis Xenakis jumper rattled in with 15:56 to play...but George Mason scored the next six points, capped off with a Richard Tynes layup, to make it 37-30 at the 13:29 mark...Ames, however, scored the next five points for UD coming out of a timeout to push the margin back to 12 and the Blue Hens never looked back... George Mason's 28 percent field goal percentage was the lowest UD has held an opponent since holding Wichita State to 24.4 percent shooting Nov. 16, 2001.

CAA Pre-season Polls

Coaches' Poll	Place	Media Poll
George Mason	1	George Mason
UNC Wilmington	2	VCU
VCU	3	UNC Wilmington
Delaware (T-4)	4	Delaware
Drexel (T-4)	5	Drexel
Old Dominion	6	Old Dominion
Hofstra	7	Hofstra
James Madison	8	James Madison
William & Mary	9	William & Mary
Towson	10	Towson

Pre-season All-CAA

Coaches' Vote	Media Vote
First Team	
Dominic Jones, VCU	Dominic Jones, VCU
Mark Davis, Geo. Mason	Mark Davis, Geo. Mason
Kenny Adeleke, Hofstra	Kenny Adeleke, Hofstra
Adam Hess, Wm. & Mary	Adam Hess, Wm. & Mary
Troy Godwin, VCU	Mike Ames, Delaware
Second Team	
Mike Slattery, Delaware	Mike Slattery, Delaware
Mike Ames, Delaware	Troy Godwin, VCU
Nick George, VCU	John Goldsberry, UNCW
Alex Loughton, ODU	Phil Goss, Drexel
Anthony Terrell, UNCW	Anthony Terrell, UNCW

Three-point Facts

As mentioned previously, Delaware has made at least one three-point field goal in each of the last 398 games dating back to Nov. 28, 1990. Bucknell was the last team to hold Delaware without a three-pointer. The Bison held Delaware to 0-for-2 in a 71-62 Bucknell win in East Coast Conference play.

Putting that into proper perspective, freshman Herb Courtney turned six years old on the day that UD was last held without a three-point field goal.

In all, Delaware has made at least one three-pointer in all but five games (508 out of 513 games) since the implementation of the three-point line throughout the NCAA in 1986-87. (Some conferences had an experimental line before that.)

One of the five games that UD failed to make a three-point field goal was the very first game the rule was in effect. It wasn't until Delaware's second game against Washington College (MD) that Brad Heckert made the first-ever 3-pt. field goal by a Blue Hen. (It came on Dec. 3, 1986 with 13:43 left in the first half.)

The current streak of 398 games was started by Mark Houghton on Dec. 5, 1990 against St. Francis (PA). He hit a three-pointer from the left wing with 4:22 remaining in the first half. UD lost the game, 72-70. That shot, however, began UD's current string.

Furthermore, UD has connected on 200 or more three-pointers in each of the last five seasons. The Blue Hens hit for 251 in 2000-01, breaking the record of 243 from the 1999-2000 season. The 1999-2000 total, broke the team record of 207 set in 1998-99.

UD has made 10 or more three-pointers 40 times (twice this season) since the rule was implemented. In fact, UD has made five or more three-pointers in 117 of its last 137 games, including 43 of the last 52.

Scoring 70

UD opened the season scoring 70 points in eight consecutive games – a UD record.

The last time UD opened the season scoring 70 in five straight was 1998-99, when it scored 70-plus in seven straight.

In fact, prior to this season, UD scored 70 or more in the first five games of a season only nine times in school history.

One They'd Rather Forget

In Delaware's loss at VCU, **UD allowed 99 points, the most since Feb. 26, 1995** (when New Hampshire scored 113 in an overtime win).

The 58 first-half points were **the most UD allowed in a first half since Jan. 10, 1986** (when Navy, led by David Robinson, scored 59 against Delaware).

As Simple as Making Shots

Delaware's success has really just depended on making baskets lately.

In David Henderson's three-plus seasons, Delaware is 59-47. In that span, **27 of 47 losses have come with UD shooting under 40% from the field (6-27 when shooting less than 40%). In 10 of Delaware's losses last season, UD shot less than 40%.**

At the other end of the spectrum, when UD shoots better than 50%, it is **21-2 under Henderson.**

Keeping it Interesting

Delaware has played six games this year where the final outcome of the game has been decided in the final five seconds of regulation and/or overtime. Delaware is 3-3 in those games, as listed below:

- At Mt. St. Mary's, MSM's Charles Cook hits a three-pointer with :03 left in regulation to force overtime. UD eventually wins in OT, 75-72.

- Against San Francisco, USF's Andre Hazel hits a 15-foot fallaway jumper as time expires to beat Delaware, 74-72.

- Towson's Jamal Gilchrist hits a runner in the lane with :04 seconds remaining and **Chris Prothro's** three-pointer missed at the buzzer as Towson defeated Delaware, 70-68. UD had trailed 56-45 with 7:59 to play before rallying to take the lead with 53 seconds left.

- Mike Ames'** three-pointer from the right corner with 1.8 seconds left to lift Delaware past Old Dominion, 64-62, after UD trailed, 50-38, with 12:28 to play.

- Rulon Washington's** three-pointer with 0.9 seconds left in regulation caps a furious rally and forces overtime as Delaware defeated Wm. & Mary, 93-82. UD had trailed 71-63 with 1:15 left in regulation.

- Rulon Washington's** three-pointer missed as time expired as Delaware fell at UNC Wilmington, 50-49.

In addition, UD has been tied or trailing in the second half in nine consecutive games and 12 of 17 this season.

It Starts with Slattery

Mike Slattery took over the starting point guard slot the second half of his freshman season. The move started paying dividends almost immediately.

Slattery, a native of Philadelphia and product of Germantown Academy, had 94 assists as a freshman, while playing just 19.7 minutes per game.

Slattery continued that play last season, while his minutes nearly doubled (from 19.7 to 35.7). **He led the CAA in assists per game at 6.2, which also ranked No. 18 in Division I.** Slattery also ranked eighth in the CAA in steals (1.76) and second in assist/TO ratio (2.32).

Entering tonight's game, Slattery is second in the CAA in assists (5.8, also No. 23 in the nation) and is third in the league in steals (2.1). He is also second the CAA in assist/TO ratio at 2.54 and is No. 19 in scoring (11.5 ppg).

Since taking over the starting slot as a freshman, in **58 starts Slattery has 330 assists and just 138 turnovers... a 2.39 ast./TO ratio. In those 58 starts, Slattery has only had a "minus" night (more TO's than assists) four times. Slattery has five or more assists in 36 of his last 51 games, including 12 times this season. He also has six games with 10 or more assists in his career.**

10-Assist Games, 2002-03

Marques Green, St. Bona.	8
Martell Bailey, UIC	6
Mike Slattery, Delaware	5
T.J. Ford, Texas	5
Elliott Prasse-Freeman, Harvard	5
Chris Thomas, Notre Dame	5

During his career, he has played 2178 minutes and committed 161 turnovers... **which is less than three turnovers per 40 min. or one every 13.5 minutes.**

Against UNC Greensboro last year, Slattery had a career-high 15 assists. It was the most by a Blue Hen in 20 years and tied for the second-highest single-game total in school history. It was also a Carpenter Center record.

In that game, Slattery played all 40 minutes and had 15 assists versus just one turnover. **The 15 assists were also one shy of a CAA record.**

Slattery, however, did not stop there. **He had 17 points and 10 assists at Siena. In his 38 minutes, he had just three turnovers.**

He duplicated his 15-assist performance in UD's home win against William & Mary, making Slattery was one of two players in the nation last year to record multiple 15-assist games. (LIU's Antawn Dobie was the other.)

In 15 wins last season, Slattery had 103 assists (6.9 apg). **Slattery has 68 assists in UD's wins this season (6.8 apg), and 31 assists in UD's losses (4.4 apg).**

Of course, distributing the ball is nothing new to Slattery. When he was at Germantown Acad., a big part of his role was getting the ball to a couple of guys by the names of **Matt Walsh**, who has made quite a name for himself at Florida, **Ted Skuchas**, a redshirt freshman at Vanderbilt, and **Lee Melchioni**, who is in his sophomore season at Duke.

The last time...

UD played overtime...

1/21/04 vs. Wm. & Mary
(W 93-82)

UD played double-overtime...

2/18/1994 at Northeastern
(W 89-85)

UD scored 100 pts...

3/4/2001 vs. Northeastern
(W 110-66)

UD allowed 100 pts...

2/26/1995 at New Hamp.
(L 111-113)

UD was held under 50 pts...

1/24/2003 at UNC Wilmington
(L 49-50)

UD held opp. under 50 pts...

3/8/2003 vs. George Mason
(W 61-49)

UD made 10 3-pt FGs...

1/21/04 (10) vs. Wm. & Mary
(W 93-82)

UD allowed 10 3-pt FGs...

12/9/2002 (10) vs. Saint Joseph's
(L 59-77)

A Blue Hen scored 25 pts...

Mike Ames (30) at Drexel,
1/15/2004

An opp. scored 25 points...

Landy Thompson (30),
Mt. St. Mary's, 11/21/2003

A Blue Hen scored 30 pts...

Mike Ames (30) at Drexel,
1/15/2004

An opp. scored 30 pts...

Landy Thompson (30),
Mt. St. Mary's, 11/21/03

A Blue Hen scored 35 pts...

Mike Pegues (38) vs. Hartford,
1/16/1999

An opp. scored 35 pts...

Matt Johnson (42), Vermont,
2/16/1991

A Blue Hen scored 40 pts...

Ken Luck (40) vs. West Chester,
1/27/1982

An opp. scored 40 pts...

Matt Johnson (42), Vermont,
2/16/1991

A Blue Hen grabbed 15 reb...

Ryan Iversen (17) vs. LIU,
12/1/2002

A Blue Hen grabbed 20 reb...

Greg Smith (21) vs. Vermont,
1/12/1997

An opp. grabbed 20 reb...

Scott Drapeau (20), New Hamp.,
3/5/1994

A Blue Hen had 10 assists...

Mike Slattery (10) at Drexel
1/15/2004

A Blue Hen had 5 3-pt FGs...

Mike Ames (6-9) at Drexel,
1/15/2004

Courtney's Coming Out

Delaware coach David Henderson knew it was just a matter of time before **Herb Courtney's** coming out would take place.

Against William & Mary... it certainly did.

Courtney had 20 points and 10 rebounds to carry the Fightin' Blue Hens to a 93-82 overtime win over the Tribe.

Courtney shot 8-for-9 from the field, including 3-for-3 from three-point range. He scored 17 of his points after the intermission, including five points on a pair of field goals that ignited a Delaware 18-9 run over the final two minutes of regulation to force overtime.

Courtney put himself in some good company with his performance. It was the first double-double by a UD freshman since Mike Pegues had 11 points and 10 rebounds against Florida on Dec. 1, 1996 (game was played in San Juan, PR).

It was the first 20-point game by a UD freshman since Tyrone Perry scored 23 points at Duke on Dec. 9, 1995.

It was the first 20-point, 10 rebound game by a UD freshman since Anthony Wright had 20 points and 11 rebounds at Lafayette on Jan. 17, 1990.

Entering the William & Mary game, Courtney was averaging 3.3 ppg.

Nana's First Night

Harding Nana made his much-anticipated debut against Siena... and made the most of it.

Nana, a 6-8 sophomore who transferred from Virginia Tech mid-season last year, **had 21 points** on 6-9 shooting from the field, including 3-5 from three-point range.

It was the first time a player scored 20 points in his Delaware debut since Keith Davis scored 24 points against Delaware State on Nov. 22, 1996 - Davis' first game after transferring to Delaware from VCU.

No Place Like Home

The Blue Hens certainly love to play at the Bob Carpenter Center.

Nicknamed "The Bob" by the UD student body, **Delaware has won 70 of its last 85 games on its home floor and is 123-34 at home** in "The Bob's" 11 seasons.

That success has continued in the David Henderson era. **Delaware is 34-13 at home during Henderson's tenure.**

UD has lost consecutive home games just four times since the BCC opened in December 1992 and has never lost three straight at home at the BCC.

While a member of America East, UD was 72-18 against America East members at home. Since switching conferences, Delaware is 13-7 against CAA members.

The Fightin' Blue Hens are successful out of the league, too. UD is 35-10 against non-conference foes at "The Bob", including 22 of the last 27 going back to December 1995.

Home Attendance		
Year	Avg.	SO
1992-93	3,696	1
1993-94	3,077	0
1994-95	3,158	1
1995-96	3,499	0
1996-97	3,408	1
1997-98	3,686	1
1998-99	4,815	9
1999-2000	4,989	12
2000-01	4,848	5
2001-02	4,948	6
2002-03	4,697	1
2003-04	4,372	1

Blue Hens at the BCC		
	Overall	Conf.*
1992-93	11-1	7-1
1993-94	10-3	5-2
1994-95	8-4	6-2
1995-96	10-4	7-3
1996-97	10-5	6-5
1997-98	13-2	11-1
1998-99	13-1	11-1
1999-2000	14-1	10-1
2000-01	12-2	9-2
2001-02	8-4	6-3
2002-03	8-5	5-4
2003-04	6-2	4-0
TOTAL	123-34	87-25

*reg. season & tourn. games

Ready, Ames... Fire!

Mike Ames is on the verge of becoming the most prolific three-point shooter in UD history.

Last year, the Phoenixville, PA product became **the first Fightin' Blue Hen to record 70 or more three pointers in two seasons**, which he did in consecutive seasons (73 each of the last two years).

Ames, who has had streaks of 14, 18 and 21 consecutive games with a three-pointer during the last two seasons, **has 203 three-pointers at UD**, making him the third to achieve the milestone and in second place all-time at UD. He needs eight to tie Kestutis Marciulionis' (pronounced Kuh-stoo-tis Mar-sha-loe-nis) career record of 211.

Ames, who is also approaching Marciulionis' three-point attempts record of 611, **is shooting 40.3% for his career**, which ranks him fourth at UD.

The lone senior of the UD squad, Ames was named to the coaches' second-team All-CAA squad in the pre-season and the media's first-team All-CAA squad. **He enters tonight's game No. 4 in the CAA in scoring at 17.1 ppg. He is tied for the league lead in FT pct. (86.1%, No. 34 nationally) and is second in 3-pt. FG percentage (41.8%), fifth in 3-pt. FGs per game (2.2), 11th in FG pct. (49.0%) and 14th in steals (1.5 spg).**

Ames became the 22nd player at UD to surpass the 1,000 career-point mark earlier this season. **He has 1,170 points thus far in his career, ranking him No. 13 at UD. In that, he has 59 double-figure games at UD (14 this season), including 14 20-point games.**

In addition, **Ames has appeared in 83 consecutive games and has made 71 consecutive starts**, both are the longest streaks among active Blue Hens.

40-minute Men

In recent seasons, Delaware has been a tough team to beat when it has a halftime lead.

Delaware had won 119 of the last 131 when leading at the half, including a 42-12 mark during head coach David Henderson's tenure.

That mark gets better when UD is at home. **At the BCC, the Fightin' Blue Hens are 77-9 when leading at the half since the arena opened.** UD has won 66 of the last 72 at home when leading at intermission.

Under David Henderson, Delaware is 25-4 when leading at the half at home.

Furthermore, if UD has lead of six points or more at half, the Fightin' Blue Hens are 66-2 since November 1997.

What's Back & What's Not

Here's a breakdown of what returns and what doesn't for the Blue Hens this season....

	2002-03	Return	Lost	% Ret.
Points.....	1990.....	1179.....	811.....	59.2%
FG Made.....	702.....	418.....	284.....	59.5%
FGAtt.	1719.....	1038.....	681.....	60.4%
3-FG Made	202.....	156.....	46.....	77.3%
3-FG Att.	598.....	471.....	127.....	78.8%
FT Made.....	384.....	197.....	187.....	51.3%
FT Att.	544.....	288.....	256.....	52.9%
Rebounds.....	1028.....	615.....	413.....	59.8%
Off. Reb.....	320.....	184.....	136.....	57.5%
Def. Reb.....	708.....	441.....	267.....	62.3%
Assists	407.....	292.....	115.....	71.8%
Turnovers.....	389.....	251.....	138.....	64.5%
Blocks	108.....	59.....	49.....	54.6%
Steals.....	231.....	148.....	83.....	64.1%
Minutes	5850.....	3723.....	2127.....	63.6%

Stealing the Show

Delaware's backcourt trio of **Mike Slattery, David Lunn** and **Mike Ames** are all ranked among the CAA leaders in steals.

The trio has combined for 89 steals in the first 17 games.

Slattery is third in the CAA in steals at 2.1 per game, while Lunn is tied for seventh (1.8) and Ames is 14th (1.5).

As a team, UD is second in the league at 8.7 spg.

No Splinters on this Squad

David Henderson has used his bench a lot during his tenure at Delaware.

During Henderson's tenure, the UD bench has scored in double-figures in 101 of 106 games. Delaware had its streak of consecutive games with double-figure bench-points snapped against James Madison. **Delaware's bench had scored in double-figures in 71 consecutive games, but was held to just eight points in its 80-66 win over the Dukes.**

Before that, Delaware's bench was last held to less than 10 points on March 10, 2001 by Hofstra (8) in the America East title game.

Overall last season, Delaware's bench averaged 25.1 ppg, 8.4 ppg more than the opposition. UD scored 20 or more points off of the bench in 20 of 29 games.

In the 2001-02 season, UD's bench averaged 28.3 ppg and scored 20 or more points in 27 of 30 games.

The trend has continued thus far this season, despite the graduation of 6th man Ryan Iversen. **UD has gotten 20+ points from its bench 10 times already this season.**

UD Inks McMahon to NLI

University of Delaware's men's basketball coach David Henderson has announced the signing of guard/forward **Sam McMahon** during the National Letter of Intent program's early signing period.

McMahon, 6-5 and 215 lbs., graduated from Jefferson City HS in Missouri last season and is currently enrolled at Bridgton Academy in North Bridgton, ME. A native of Lohman, Missouri, McMahon finished his playing career at Jefferson City ranked first in games played (103), minutes played (2,620), free throws made (377) and free throws attempted (489). He also ranked second in school history in points with 1,411 and third in rebounds with 641.

As a junior, McMahon averaged 14.0 ppg and 7.3 rpg and earned all-district and second-team all-state honors in Class 4A. He led his team to the Missouri 4A Final Four.

Last year, as a senior, McMahon earned all-district honors, scoring more than 500 points in his final season for a 19.0 ppg average.

At Jefferson City, McMahon played soccer, basketball and baseball, including two seasons as a starting pitcher. He was considered by some as one of the Top 10 senior basketball players in the state last year.

Not Just Basketball Smart

Some have stated that the combination of **Mike Ames** and **Mike Slattery** might be the best backcourt in the CAA this season.

Ames and Slattery, however, aren't just successful on the basketball court. Both are candidates for academic awards, with GPAs better than 3.0.

Slattery, who was selected to the CAA's All-Academic squad last March, is a candidate for CoSIDA Academic All-America this season. He is a sports management major.

Ames could also be a candidate for Academic All-America this season. He is majoring in criminal justice.

Kanga-ROO

No wonder **Rulon Washington's** nickname is "Roo". It might be short for Kanga-ROO.

Washington, a native of Jacksonville, FL, has a 40-inch vertical leap.

Washington, who had a career-high 17 points off the bench on 7-8 shooting from the field in Delaware's season-opening win over Mt. St. Mary's, graduated from Edward White HS in the spring of 2001. However, he wasn't recruited by Division I schools (partially because he had four HS coaches in four years), so he chose to stay in Jacksonville and play in Grayson Marshall's midnight league. Marshall, a former Clemson player (1985-88), called Henderson and put him onto "Roo."

Now That's a Summer Job!

Dan DiNozzi has an interesting summer job. DiNozzi, who earned a spot as a walk-on with the team this year after serving as a student-manager last season, **works with the Wilmington Blue Rocks, the Kansas City Royals' Carolina League affiliate, in the summer.**

His duties include serving as Mr. Celery. Mr. Celery is the Blue Rocks' mascot that dances out from behind home plate every time the Blue Rocks score.

DiNozzi, whose brother is CAA Pole Vault Champion Jon DiNozzi, has been Mr. Celery on the weekends each of the last two baseball seasons.

A Tale of Two Teams

Delaware's numbers in its wins and losses during the 2002-03 season:

	Won	Lost
Average Points	72.9	64.0
First Half	34.4	28.6
Second Half	38.5	33.0
3-pt. Field Goal Pct.	37.8	30.5
Field Goal Pct.	44.5	37.1
Field Goal Defense	39.9	47.0
Turnovers	12.1	14.8

A Near-Perfect Birthday

Mike Ames, the lone senior on the UD squad, celebrated his 22nd birthday in UD's outing against Siena.

Ames had a near perfect birthday, scoring 17 points on 4-6 shooting from the field, including 4-4 from three-point range, and 5-6 shooting at the foul line. The Phoenixville, PA native also had three assists, three rebounds and two steals in 27 minutes of action.

Ames Setting the Standard

Mike Ames set a new UD record earlier this month. **Over a span of two games, Ames connected on nine consecutive three-point attempts, breaking the mark set by Billy Wells in January 2001.** Wells had made eight straight over two games.

Ames went 5-for-5 from behind the arc in the second half of UD's win over James Madison, then followed that up with a 4-for-4 first half from three-point range in UD's loss at Drexel.

His 57 seconds of fame

The old saying is everyone has his/her 15 minutes of fame.

In the case of sophomore **Chris Prothro,** against LIU it was 57 seconds of fame.

Prothro scored 10 points on three field goals and two free throws in a span of 57 seconds in the first half against Long Island University. Prothro finished the first half with 16 points, five more than his previous career-high of 11, and finished the game with 21 points.

Prothro single-handedly carried the Blue Hens through a 10-1 run to turn a 27-22 deficit into a 32-28 lead. Delaware held that margin into the intermission, 47-43, before pulling away in the second half for an 89-76 win over the Blackbirds.

Ironically, Prothro "staged" his fame in LIU's Schwartz Center - formerly the Brooklyn Paramount Theatre (until 1962 when LIU converted into a gym).

Gotta' Score 60

With the CAA known as one of the top defensive leagues around, points are at a premium.

With that said, Delaware is 3-23 over the last five seasons when held to less than 60 points.

Working Overtime

All-time, the Fightin' Blue Hens are 40-31 in overtime games, 24-10 in Newark. (A complete list can be found in the UD media guide.)

Delaware is 7-2 in overtime games all-time at the BCC.

Under David Henderson, Delaware is 5-2 in overtime games.

The Blue Hens have not had consecutive overtime games since Feb. 3 & 7, 1973.

In-season Birthdays

Lebo Maepa turned 20 on Nov. 26

Herb Courtney turned 19 on Nov. 28

Mike Ames turned 22 on Dec. 23

Mike Slattery turned 21 on Dec. 27

Harding Nana turned 23 on Jan. 17

Rulon Washington turns 21 on Feb. 1

Chris Prothro turns 20 on Feb. 24

Gotta Win the Close Ones

Last year, Delaware was 6-1 in games decided by three points or less.

Delaware is 2-4 in games decided by three points or less this season.

Best Start...

Delaware's 7-3 start this season was the team's best 10-game start under David Henderson.

Each of the first three seasons, UD began 5-5 under Henderson.

Ranking UD's Stats

Rankings are based on 10 CAA and 326 NCAA Div. I teams:

	CAA	NCAA
Scoring	4th	103rd
Scoring Def.	6th	207th
Scoring Mar.	6th	144th
Free Throw Pct.	2nd	59th
Field Goal Pct.	5th	146th
Field Goal Def.	6th	157th
3-pt. FG Pct.	1st	53rd
3-pt. FG Pct. Def.	6th	n/a
Rebound Mar.	5th	169th
Assists	T-6th	196th
Turnovers	9th	272nd
Fouls (fewest)	10th	295th

NOTE: NCAA stats through 1/26

Milestones & Streaks

Mike Ames...

- At Rider this season, became the 22nd at UD to score 1,000 career points. He ranks No. 13 with 1,170 career points.
- Has scored in double-figures in 38 of the last 48, including 14 times this season.
- Has at least one three-pointer in 37 of 41 games, 55 of the last 60 and 69 of the last 76 games.
- Became the 13th player in UD history to record 30 points in a game twice during his career (both at Drexel).
- Has started 71 consec. games... the longest among active UD players.
- Became the third player in UD history to record 200 career three-pointers. He hit No. 200 with 1.8 seconds left to beat Old Dominion. Currently has 203 in his career.

Mike Slattery...

- Has appeared in all 76 games in his UD career.
- Has started 58 consecutive games.
- Recorded five or more assists in 19 games last season and has done it in 11 games this season. He has 259 assists and 102 turnovers in the last 42 games (2.54 ast./TO ratio).
- Recorded his 300th career assist at LIU, making him the 11th at UD to do so. He did in just his 63rd career game. Last season, he recorded his 200th career assist in just his 48th game (at Hofstra last season).
- Has scored in double-figures in six of the last eight, seven of the last 10 and 29 of the last 43.
- Has played at least 30 minutes in 39 of the last 43 games (three of those he didn't, he was injured).

UD Team...

- Has made at least one 3-pt. FG in 398 consec. games.
- Has won 83 of 95 games when scoring 35 or more points in the first half.
- Has lost 18 of its last 21 games when shooting under 40% from the field.
- Has won 21 of 23 under David Henderson when shooting better than 50% from the field.
- Has lost 16 of its last 17 games when the opposition shoots better than 50% from the field.
- Has won 54 of the last 57 home games when scoring 70+ points.

Show Them How Its Done

David Henderson's teams have been good free throw shooters in his first three seasons at Delaware. Henderson showed at CAA media day that he practices what he preaches. Henderson, who was a 70% free throw shooter in his career at Duke, made all 10 of his free throw attempts to win the CAA's Charity Free Throw Shooting Contest.

The conference donated \$500 in Henderson's name to the "V" Foundation.

Got No. 10

Delaware picked up win No. 10 on the season against William & Mary. It is the 22nd straight season that UD won at least 10 games (dating back to 1981-82). Drexel is the only CAA school with a longer streak (30).

Finding the FT Range

Delaware had struggled at the free throw line early on this season (61.4% in the first three games), although the percentage has been coming up steadily as of late. **Entering tonight's game, UD is shooting 72.1%, No. 2 in the CAA, from the line as a team.**

Madera Starts the Opener

Raphael Madera started the season-opener, making him the first true freshman to start on opening night for UD since Brian Pearl started at point guard on opening night and just the fourth since 1972 when freshman gained eligibility.

Pearl started at point guard on Nov. 23, 1991 against Division III Washington College.

The last true freshman frontcourt player to start on opening night was Barry Berger. Berger started the opener on Nov. 27, 1984, also against Washington College. He was joined in the starting line-up that night by another true freshman, Taurence Chisholm.

Updating the Career Lists

CAREER POINTS

1. Mike Pegues (1996-2000) - F	2,030
2. Greg Smith (1993-97) - F	1,713
3. Ken Luck (1978-1982) - F	1,613
4. Mark Murray (1988-1992) - G/F	1,559
5. Brian Pearl (1991-95) - G	1,532
6. Alex Coles (1988-92) - F	1,471
7. Oscar Jones (1982-1986) - F	1,387
8. Dave Sysko (1961-1964) - F	1,269
9. Kestutis Marciulionis (1996-2000) - G	1,258
10. Peca Arsic (1994-97) - F	1,237
11. Anthony Wright (1989-93) - F	1,232
12. Ray "Skip" Crawford (1951-57) - ?	1,205
13. Mike Ames (2000- current) - G	1,170
14. Nate Cloud (1960-1963) - C	1,167
15. Tim Tompkins (1979-84) - G	1,161
16. Taurence Chisholm (1984-88) - G	1,159
17. Spencer Dunkley (1989-93) - C	1,154
18. Mark Mancini (1975-1979) - G	1,107
19. Frank Wickes (1956-59) - F	1,089
20. Pete Mullenberg (1977-81) - C	1,085
21. Jim Smith (1954-17) - G	1,053
22. Tom Carluccio (1975-79) - F	1,016
23. Barry Berger (1984-88) - F	982
24. Wolfgang Fengler (1971-74) - C	972
25. Loren Pratt (1967-71) - F	965
26. Bob Nack (1971-74) - G	944
Ken Helfand (1969-72) - F	944
28. Tyrone Perry (1995-99) - G	936
29. Tony Tucker (1986-88) - G	885
30. Pete Cloud (1961-64) - F	881
Jack Waddington (1953-56) - C	881

THREE-POINT FIELD GOALS MADE

1. Kestutis Marciulionis (1996-2000)	211
2. Mike Ames (2000-present)	203
3. Peca Arsic (1994-97)	202
4. Tyrone Perry (1995-99)	170
5. Greg Miller (1997-2001)	135
6. John Gordon (1998-2000)	134
7. Brian Pearl (1991-95)	130
8. Robbie Johnson (1991-95)	124
9. Austen Rowland (1999-2002)	122
10. Billy Wells (1999-2001)	112
11. Mark Haughton (1987-91)	110
12. Ryan Iversen (2000-2003)	109
13. Ricky Deadwyler (1989-93)	104
14. Kevin Blackhurst (1989-93)	91
15. Mike Slattery (2001- current)	80

THREE-POINT FIELD GOAL ATTEMPTS

1. Kestutis Marciulionis (1996-2000)	611
2. Mike Ames (2000-present)	504
3. Peca Arsic (1994-97)	502
4. Tyrone Perry (1995-99)	474
5. Greg Miller (1997-2001)	378
6. Austen Rowland (1999-2002)	361
7. Brian Pearl (1991-95)	357
8. Ryan Iversen (2000-03)	324
9. Robbie Johnson (1991-95)	323
10. John Gordon (1998-2000)	312
11. Mark Haughton (1987-91)	308
12. Billy Wells (1999-2001)	272
13. Ricky Deadwyler (1989-93)	268
14. Kevin Blackhurst (1989-93)	262
15. Mike Slattery (2001- current)	231
16. Keith Davis (1996-98)	202

THREE-POINT FIELD GOAL PERCENTAGE

1. John Gordon (1998-2000)	.430
2. Tony Tucker (1986-88)	.413
3. Billy Wells (1999-2001)	.412
4. Mike Ames (2000-present)	.403
5. Peca Arsic (1994-97)	.402
6. Greg Wheeler (1987-88)	.400
7. Tyrone Perry (1995-99)	.397
8. Donald Dutton (1985-87)	.396
9. Brad Heckert (1983-87)	.389
10. Taurence Chisholm (1984-88)	.388
Ricky Deadwyler (1989-93)	.388

ASSISTS

1. Taurence Chisholm (1984-88) - G	877
2. Brian Pearl (1991-95) - G	501
3. John Staudenmayer (1979-83) - G	416
4. Tyrone Perry (1995-99) - G	376
5. Mike Slattery (2001- current) - G	370
6. Rob Garner (1993-96) - G	369
7. Tom Campbell (1977-81) - G	360
8. Mark Mancini (1975-79) - G	357
9. Bill Sullivan (1972-74) - G	349
10. Mark Haughton (1987-91) - G	332

BLOCKED SHOTS

1. Spencer Dunkley (1989-93) - C	195
2. John Bennett (1995-99) - C	148
3. Ndongo Ndiaye (1998-2000) - F	110
4. Alex Coles (1988-92) - F	107
5. Pete Mullenberg (1977-81) - C	106
6. Denard Montgomery (1988-92) - C	93
7. Ajmal Basit (2000-01) - F	81
8. Mike Pegues (1996-2000) - F	72
9. Maurice Sessoms (2000-2003) - F	69
10. Calvin Smith (2001- current) - F	56

UD under David Henderson...

- Delaware is 59-47 overall
- Delaware is 36-26 in conf. regular season action
- The Blue Hens are 34-13 at home (Bob Carpenter Center)
- In home openers, Delaware is 3-1
- In season-openers, Delaware is 2-2
- Delaware is 21-2 when it shoots 50% or better from the field
- Delaware is 42-12 when it is leading at halftime (at home, 25-4 when leading at half)
- Delaware is 53-4 when leading or tied with 2:00 to play in regulation
- Delaware is 55-4 when leading or tied with 1:00 to play in regulation
- Delaware is 29-9 when it scores 35 points or more in the first half
- Delaware is shooting 75.8% at the line inside of the 2:00 mark (292-385)
- Delaware is averaging 7.2 three-point field goals per game (765 total)
- Delaware has made 10 or more three-point field goals 20 times
- Delaware is averaging 70.6 ppg (7,482 total)
- Delaware is shooting 43.2% from the field (2651-6139)
- Delaware is shooting 35.6% from three-point range (765-2150)
- Opponents have been held under 60 points 28 times (23-5 in those games)

UD Coaching Records

Mike Brey	99-51	.660
H.B. Shipley	35-19	.648
Fred Emmerson	66-41	.617
Dan Peterson	69-49	.585
Steve Steinwedel	163-121	.574
David Henderson	59-47	.557
Don Harnum	69-57	.548
Joseph Brunansky	24-30	.444
D. Kenneth Stears	7-9	.438
Z. Edmund Prince	7-9	.438
Flucie Stewart	7-9	.438
Samuel Saunders	3-4-1	.438
Irv Wisniewski	111-154	.419
William J. McAvoy	58-83	.411
Stephen Grenda	13-19	.406
Gerald P. Doherty	43-64-1	.402
Ron Rainey	91-147	.382
E. Emery Adkins	14-23	.378
Lyal Clark	6-10	.375
J.J. Rothrock	17-33	.340
William Murray	3-9	.250
Frank Forstburg	6-23	.207



UD Coaches' First 100

David Henderson's 100th game as head coach at Delaware took place at VCU this season. Here's a quick look at how Delaware coaches have fared in their first 100 games:

Coach	Rec.	Pct.	W/L 100th
Fred Emerson	63-37	.630	Won
Daniel Peterson	62-38	.620	Won
Mike Brey	60-40	.600	Won
Don Harnum	59-41	.590	Lost
David Henderson	56-44	.560	Lost
Steve Steinwedel	51-49	.510	Won
W.J. McAvoy	44-56	.440	Lost
G.P. Doherty	43-56-1	.435	Lost
Ron Rainey	38-62	.380	Won
Irv Wisniewski	35-65	.350	Won

Henderson Hits 50

Delaware coach David Henderson won his 50th game as a head coach in Delaware's win at Mt. St. Mary's to open the season.

After his first three seasons, David Henderson was 49-40. In comparison, since 1966-67, coaches in their first three seasons at Delaware and when they won their 50th game:

- Mike Brey was 50-38 (won 50 in 88 gms.)
- Steve Steinwedel was 42-41 (won 50 in 99 gms.)
- Ron Rainey was 33-46 (won 50 in 141 gms.)
- Don Harnum, Sr. was 47-29 (won 50 in 80 gms.)
- Dan Peterson was 42-26 (won 50 in 83 gms.)

Henderson's Team vs.

Opponent	H	A	Over.
American.....	0-0	1-0	1-0
Boston Univ.	1-0	1-0	2-0
Bowling Green	0-0	0-0	0-1
Butler	0-0	0-0	0-1
Charleston So.	0-0	0-0	1-0
C. of Charleston....	0-0	0-1	0-1
Delaware St.....	1-0	0-0	1-0
Drexel.....	2-1	0-4	3-5
E. Washington	0-0	0-0	1-0
George Mason	0-2	1-2	2-4
Hartford	1-0	1-0	2-0
High Point	0-0	1-0	1-0
Hofstra	2-2	1-3	3-5
James Madison	3-0	2-0	5-0
La Salle	1-0	0-1	1-1
Long Island Univ. .	1-0	1-0	2-0
Loyola (MD)	2-0	0-1	2-1
Maine	0-1	0-1	0-2
Mount St. Mary's ..	0-0	1-0	1-0
New Hampshire	1-0	1-0	2-0
Northeastern	2-0	1-0	3-0
Old Dominion	3-0	1-1	4-1
Pennsylvania	2-0	0-1	2-1
Rider	1-1	0-2	1-3
Saint Joseph's	0-2	0-2	0-4
San Francisco	0-1	0-0	0-1
Siena	1-0	1-0	2-0
Temple	0-0	0-1	0-1
Towson.....	3-1	2-2	5-3
UMBC	0-0	1-0	1-0
UNC Greensboro....	1-0	0-1	1-1
UNC Wilmington ..	0-2	1-2	1-6
UW-Green Bay	0-0	0-1	0-1
VCU	2-0	0-3	2-3
Vermont	1-0	1-0	2-0
Wichita State	0-0	0-0	1-0
William & Mary	3-0	1-1	4-1

TOTALS..... 34-1320-30* 59-47

*5-4 on neutral courts

2003-04 Season & Career Highs

#1 - Harding Nana

	2003-04 Season Highs
Points	22 vs. James Madison, 1/12
Rebounds	13 vs. Hofstra, 1/3
Assists	3 vs. Wm. &Mary, 1/21 (ot)
Blocks	2 vs. Siena, 12/23
Steals	2 vs. Saint Joseph's, 12/30
Minutes	31 at Towson, 1/10
Field Goals	6, three times
Field Goal Att.	12 at Drexel, 1/15
3-pt. Field Goals	3 vs. Siena, 12/23
3-pt. Field Goal Att.	5 vs. Siena, 12/23
Free Throws	10 vs. James Madison, 1/12
Free Throw Att.	11 vs. James Madison, 1/12

#2 - Chris Prothro

	2003-04 Season Highs	Career Highs
Points	21 at LIU, 12/3	same
Rebounds	5 at LIU, 12/3	8 at VCU, 2/15/03
Assists	2 vs. Siena, 12/23	2, twice
Blocks	1 at Rider, 12/13	n/a
Steals	2, five times	2, seven times
Minutes	19, twice	22 vs. UNC Wilmington, 1/18/03
Field Goals	6 at LIU, 12/3	4, twice
Field Goal Att.	8 at LIU, 12/3	8, twice
3-pt. Field Goals	4 at LIU, 12/3	2, twice
3-pt. Field Goal Att.	5 at LIU, 12/3	5, three times
Free Throws	5 at LIU, 12/3	same
Free Throw Att.	6 at LIU, 12/3	6, three times

#3 - Mike Slattery

	2003-04 Season Highs	Career Highs
Points	20 at Towson, 1/10	22 at UW-Green Bay, 12/28/02
Rebounds	5 at VCU, 1/7	7 vs. VCU, 1/11/03
Assists	10 at Drexel, 1/15	15, twice
Blocks	n/a	1, three times
Steals	5, twice	5, four times
Minutes	43 vs. Wm. &Mary, 1/21 (ot)	45 vs. Drexel, 1/23/03 (ot)
Field Goals	9 at Towson, 1/10	same
Field Goal Att.	13, twice	18 at UW-Green Bay, 12/28/02
3-pt. Field Goals	3, three times	4 at UW-Green Bay, 12/28/02
3-pt. Field Goal Att.	6 vs. Hofstra, 1/3	11 at UW-Green Bay, 12/28/02
Free Throws	11 at UMBC, 12/6	same
Free Throw Att.	16 at UMBC, 12/6	same

#5 - Lebo Maepa

	2003-04 Season Highs
Points	3 vs. Siena, 12/23
Rebounds	1, three times
Assists	1 vs. Siena, 12/23
Blocks	1, twice
Steals	2 vs. Siena, 12/23
Minutes	13 vs. Siena, 12/23
Field Goals	1 vs. Siena, 12/23
Field Goal Att.	1 vs. Siena, 12/23
3-pt. Field Goals	n/a
3-pt. Field Goal Att.	n/a
Free Throws	n/a
Free Throw Att.	n/a

#10 - Mike Ames

	2002-03 Season Highs	Career Highs
Points	30 at Drexel, 1/15	33 at Drexel, 2/9/02
Rebounds	7 at American, 11/25	8 at Old Dominion, 1/15/03 (ot)
Assists	6 at Rider, 12/13	same
Blocks	1 vs. Loyola (MD), 12/10	2 at Old Dominion, 1/15/03 (ot)
Steals	4 at LIU, 12/3	4, three times
Minutes	41 vs. Wm. &Mary, 1/21 (ot)	same
Field Goals	9, twice	11 at Drexel, 2/9/02
Field Goal Att.	16 vs. James Madison, 1/12	18 at Drexel, 2/9/02
3-pt. Field Goals	6, twice	7 at Drexel, 2/9/02
3-pt. Field Goal Att.	12 vs. James Madison, 1/12	13, twice
Free Throws	10 vs. Hofstra, 1/3	10, twice
Free Throw Att.	10 vs. Hofstra, 1/3	10, twice

#12 - Rulon Washington

	2003-04 Season Highs	Career Highs
Points	17 at Mt. St. Mary's, 11/21 (ot)	same
Rebounds	3, twice	5 at Towson, 3/1/03
Assists	5 at Rider, 12/13	1, five times
Blocks	1 at Towson, 1/10	same
Steals	3, twice	same
Minutes	30 at Rider, 12/13	same
Field Goals	7 at Mt. St. Mary's, 11/21 (ot)	same
Field Goal Att.	12 at Rider, 12/13	same
3-pt. Field Goals	3 at Mt. St. Mary's, 11/21 (ot)	same
3-pt. Field Goal Att.	5 at Rider, 12/13	6 at La Salle, 11/22/02
Free Throws	2, twice	3 vs. Penn, 12/3/02
Free Throw Att.	2, twice	3, twice

#15 - Herb Courtney

	2003-04 Season Highs
Points	20 vs. Wm. &Mary, 1/21 (ot)
Rebounds	10 vs. Wm. &Mary, 1/21 (ot)
Assists	2 vs. Wm. &Mary, 1/21 (ot)
Blocks	2 vs. Siena, 12/23
Steals	1, twice
Minutes	24 vs. Wm. &Mary, 1/21 (ot)
Field Goals	8 vs. Wm. &Mary, 1/21 (ot)
Field Goal Att.	9 vs. Wm. &Mary, 1/21 (ot)
3-pt. Field Goals	3 vs. Wm. &Mary, 1/21 (ot)
3-pt. Field Goal Att.	3, three times
Free Throws	6 at UNC Wilmington, 1/24
Free Throw Att.	6 at UNC Wilmington, 1/24

#24 - Robin Wentt

	2003-04 Season Highs	Career Highs
Points	12 vs. San Francisco, 11/30	13 vs. Bowling Green, 11/18/01
Rebounds	9 at UMBC, 12/6	same
Assists	2, twice	4 at La Salle, 11/22/02
Blocks	2 at American, 11/25	4 vs. Towson, 1/23/02
Steals	2, twice	2, three times
Minutes	36 at Mt. St. Mary's, 11/21 (ot)	same
Field Goals	5 vs. San Francisco, 11/30	5, twice
Field Goal Att.	8, twice	10 at High Point, 12/6/01
3-pt. Field Goals	n/a	2 vs. Bowling Green, 11/18/01
3-pt. Field Goal Att.	n/a	3 vs. Bowling Green, 11/18/01
Free Throws	4 vs. Siena, 12/23	same
Free Throw Att.	4, five times	5 vs. Bowling Green, 11/18/01

#30 - Calvin Smith

	2003-04 Season Highs	Career Highs
Points	14 at American, 11/25	16 vs. LIU, 12/1/02
Rebounds	9 at American, 11/25	11 vs. James Madison, 2/13/03
Assists	2, three times	6 vs. James Madison, 2/13/03
Blocks	3 vs. Siena, 12/23	7 vs. LIU, 12/1/02
Steals	3 vs. Loyola (MD), 12/10	3, three times
Minutes	31 at American, 11/25	31, twice
Field Goals	6 at American, 11/25	7, twice
Field Goal Att.	10 at American, 11/25	12 vs. LIU, 12/1/02
3-pt. Field Goals	n/a	n/a
3-pt. Field Goal Att.	n/a	1 at VCU, 1/14/02
Free Throws	3 vs. San Francisco, 11/30	4 vs. James Madison, 2/13/03
Free Throw Att.	6 at American, 11/25	6, twice

#31 - Raphael Madera

	2003-04 Season Highs
Points	16 vs. Saint Joseph's, 12/30
Rebounds	12 vs. James Madison, 1/12
Assists	1, four times
Blocks	2, three times
Steals	1, seven times
Minutes	30 at UNC Wilmington, 1/24
Field Goals	8 vs. Saint Joseph's, 12/30
Field Goal Att.	11 at Towson, 1/10
3-pt. Field Goals	n/a
3-pt. Field Goal Att.	n/a
Free Throws	4 vs. Wm. &Mary, 1/21 (ot)
Free Throw Att.	4 vs. Wm. &Mary, 1/21 (ot)

#33 - Henry Olawoye

	2003-04 Season Highs
Points	7 vs. Old Dominion, 1/17
Rebounds	5 vs. Old Dominion, 1/17
Assists	3 at VCU, 1/7
Blocks	1, five times
Steals	2 vs. Old Dominion, 1/17
Minutes	18 vs. Old Dominion, 1/17
Field Goals	3 vs. Old Dominion, 1/17
Field Goal Att.	5 vs. Old Dominion, 1/17
3-pt. Field Goals	n/a
3-pt. Field Goal Att.	n/a
Free Throws	2 vs. San Francisco, 11/30
Free Throw Att.	4, twice

#35 - David Lunn

	2003-04 Season Highs	Career Highs
Points	17 at VCU, 1/7	same
Rebounds	7 at American, 11/25	10 at Towson, 3/1/03
Assists	6 at Rider, 12/13	7 vs. William &Mary, 2/1/03
Blocks	2, twice	same
Steals	5 at Towson, 1/10	6 vs. Towson, 1/25/03
Minutes	33, twice	37, twice
Field Goals	6 at VCU, 1/7	6, twice
Field Goal Att.	13 at LIU, 12/3	same
3-pt. Field Goals	2 vs. San Francisco, 11/30	3, twice
3-pt. Field Goal Att.	4, twice	6 at UW-Green Bay, 12/28/02
Free Throws	10 at American, 11/25	same
Free Throw Att.	11 at Mt. St. Mary's, 11/21 (ot)	same

2003-04 Fightin' Blue Hen Miscellaneous Stats

INDIVIDUAL STATS

Led in scoring* '03-04 (w-l)	Career (w-l)	Con.
Mike Ames 12 (7-5)	30(16-14)	1
Mike Slattery 1 (0-1)	6 (1-5)	
Herb Courtney 1 (1-0)	1 (1-0)	
Raphael Madera 1 (0-1)	1 (0-1)	
Harding Nana 1 (1-0)	1 (1-0)	
Chris Prothro 1 (1-0)	1 (1-0)	
Rulon Washington 1 (1-0)	1 (1-0)	

* includes games tied for team-high

Double-digit pts. '03-04 (w-l)	Career (w-l)	Con.
Mike Ames 14 (9-5)	59(37-22)	1
Mike Slattery 11 (8-3)	30(18-12)	
David Lunn 7 (5-2)	17(10-7)	
Harding Nana 5 (3-2)	5 (3-2)	
Robin Wentt 3 (2-1)	6 (4-2)	
Calvin Smith 2 (1-1)	6 (5-1)	
Rulon Washington 2 (1-1)	3 (2-1)	
Raphael Madera 3 (1-2)	3 (1-2)	
Chris Prothro 1 (1-0)	3 (1-2)	
Herb Courtney 1 (1-0)	1 (1-0)	

20-plus pts. '03-04 (w-l)	Career (w-l)
Mike Ames 5 (4-1)	14 (9-5)
Chris Prothro 1 (1-0)	1 (1-0)
Harding Nana 2 (2-0)	2 (2-0)
Mike Slattery 1 (0-1)	2 (0-2)
Herb Courtney 1 (1-0)	1 (1-0)

30-plus pts. '03-04 (w-l)	Career (w-l)
Mike Ames 1 (0-1)	2 (0-2)

Dunks '03-04	Career
Robin Wentt 8	22
David Lunn 3	4
Chris Prothro 2	3
Henry Olawoye 3	3
Herb Courtney 2	2
Calvin Smith 1	10
Harding Nana 1	1

Led in Rebound.* '03-04	Career	Con.
Harding Nana 6	6	
Calvin Smith 4	13	
Robin Wentt 2	5	
David Lunn 2	5	
Herb Courtney 2	2	1
Mike Ames 1	3	
Chris Prothro 1	3	
Raphael Madera 1	1	

* includes games tied for team-high

Double-digit reb. '03-04	Career
Harding Nana 2	2
Raphael Madera 1	1
Herb Courtney 1	1
David Lunn -	1
Calvin Smith -	1

Double-digit ast. '03-04	Career
Mike Slattery 1	6

Double-Doubles '03-04	Career
Mike Slattery 1	4
Herb Courtney 1	1
Harding Nana 1	1

Consec. Games Played	Con.
Mike Ames 83	CD - 2/4/01
Mike Slattery 76	---
Calvin Smith 52	CD - 12/13/02
Chris Prothro 41	CD - 12/14/02
Rulon Washington 20	INJ - 2/26/03
Robin Wentt 17	INJ - 3/9/03
Raphael Madera 17	---
Henry Olawoye 5	CD - 1/10/04
Herb Courtney 3	CD - 1/15/04

Consec. Games Started	Con.
Mike Ames 71	First start 12/6/01
Mike Slattery 58	First start 1/26/02
David Lunn 21	CD - 2/22/03
Raphael Madera 8	CD - 12/30/03
Harding Nana 6	First start 1/10/04

Consec. Games Played with a 3-pt. FG	Con.
Mike Slattery 2	0-3 (ODU, 1/17/04)
Rulon Washington 2	0-0 (ODU, 1/17/04)
Mike Ames 1	0-0 (W&M, 1/21/04)
Chris Prothro 1	0-0 (ODU, 1/17/04)

FT shooting inside final 2:00 of reg.

Game-by-Game	FT-FTA	Result
at Mt.St. Mary's ^	11-13	W 75-72 (ot)
at American	8-11	W 72-63
San Francisco	0-2	L 72-74
at Long Island Univ.	6-8	W 89-76
at UMBC	12-16	W 74-62
Loyola-MD	2-4	W 76-71
at Rider	3-4	L 72-75
Siena	1-2	W 85-59
Saint Joseph's	1-2	L 54-75
Hofstra	4-4	W 66-59
at VCU	0-0	L 72-99
at Towson	3-4	L 68-70
James Madison	5-6	W 80-66
at Drexel	0-0	L 75-82
Old Dominion	1-2	W 64-62
Wm. &Mary ^	8-11	W 93-82 (ot)
at UNC Wilmington	1-1	L 49-50
George Mason		
at James Madison		
at Hofstra		
Towson		
at Wm. &Mary		
at Old Dominion		
UNC Wilmington		
at George Mason		
VCU		
Drexel		

2003-04 Total	66-88	75.0%
2002-03 Total	74-105	70.5%
2001-02 Total	82-101	81.2%
2000-01 Total	70-89	78.7%
1999-2000 Total	144-180	80.0%

^ includes overtime period

Bench Scoring

Game-by-Game	UD-Opp.	Result
at Mt.St. Mary's	26-9	W 75-72 (ot)
at American	20-25	W 72-63
San Francisco	27-28	L 72-74
at Long Island Univ.	37-30	W 89-76
at UMBC	11-24	W 74-62
Loyola-MD	13-27	W 76-71
at Rider	36-26	L 72-75
Siena	35-29	W 85-59
Saint Joseph's	37-10	L 55-74
Hofstra	11-10	W 66-59
at VCU	20-29	L 72-99
at Towson	10-10	L 68-70
James Madison ***	8-15	W 80-66
at Drexel	15-25	L 72-85
Old Dominion	22-20	W 64-62
Wm. &Mary	36-14	W 93-82 (ot)
at UNC Wilmington	19-31	
George Mason		
at James Madison		
at Hofstra		
Towson		
at Wm. &Mary		
at Old Dominion		
UNC Wilmington		
at George Mason		
VCU		
Drexel		

2003-04 Total	383-362
2003-04 Avg.	22.5-21.3

*** snapped string of 71 consecutive games in double-figures

2002-03 Avg.	25.1-16.7
2001-02 Avg.	28.3 - 16.4

Second Chance Points

Game-by-Game	UD-Opp.	Result
at Mt.St. Mary's	12-7	W 75-72 (ot)
at American	13-8	W 72-63
San Francisco	16-7	L 72-74
at Long Island Univ.	4-12	W 89-76
at UMBC	8-10	W 74-62
Loyola-MD	5-6	W 76-71
at Rider	11-15	L 72-75
Siena	11-12	W 85-59
Saint Joseph's	9-8	L 54-75
Hofstra	15-12	W 66-59
at VCU	13-14	L 72-99
at Towson	10-4	L 68-70
James Madison	14-4	W 80-66
at Drexel	7-11	L 75-82
Old Dominion	11-4	W 64-62
Wm. &Mary	12-11	W 93-82 (ot)
at UNC Wilmington	19-12	L 49-50
George Mason		
at James Madison		
at Hofstra		
Towson		
at Wm. &Mary		
at Old Dominion		
UNC Wilmington		
at George Mason		
VCU		
Drexel		

2003-04 Total	190-157
2003-04 Average	11.2-9.2

Points off Turnovers

Game-by-Game	UD-Opp.	Result
at Mt.St. Mary's	14-22	W 75-72 (ot)
at American	18-15	W 72-63
San Francisco	16-6	L 72-74
at Long Island Univ.	36-6	W 89-76
at UMBC	16-13	W 74-62
Loyola-MD	12-19	W 76-71
at Rider	15-9	L 72-75
Siena	27-20	W 85-59
Saint Joseph's	18-13	L 54-75
Hofstra	24-13	W 66-59
at VCU	14-25	L 72-99
at Towson	17-20	L 68-70
James Madison	19-19	W 80-66
at Drexel	18-28	L 75-82
Old Dominion	10-20	W 64-62
Wm. & Mary	17-23	W 93-82 (ot)
at UNC Wilmington	4-10	L 49-50
George Mason		
at James Madison		
at Hofstra		
Towson		
at Wm. &Mary		
at Old Dominion		
UNC Wilmington		
at George Mason		
VCU		
Drexel		

2003-04 Totals	295-261
2003-04 Average	17.4-15.4

2003-04 Margins	Wins	Losses
1	1	1
2		2
3	1	1
4		
5	1	
6		
7	1	1
8		
9	1	
10		
11-15	4	
16-19		
20+	1	2

Largest lead: 31 vs. Loyola-MD (81-50, 3:19, 2nd)

Largest deficit: 27 vs. VCU (99-72, final)


Under David Henderson, UD is...

overall	59-47
in conference play (reg. season)	36-26
vs. conference teams	40-29
at home	34-13
on the road	20-30
on neutral courts	5-4
home conf. games	22-9
road conf. games	14-17
conf. tourn. games	4-3
50% or better FG	21-2
less than 50% FG	38-45
Opp. shoots 50% FG or better	1-14
Opp. shoots less than 50% FG	57-33
when scoring 70+	44-13
when scoring less than 70	15-37
when opp. score 70+	19-29
when opp. score less than 70	40-18
when leading at half	42-12
when trailing at half	11-31
when tied at half	6-4
in overtime games	5-2
more or equal turnovers	30-34
less turnovers than opp.	29-13
outbounding or equal reb.	34-22
outbounded by opp.	25-25
when leading/tied with 2:00 left	53-4
when leading/tied with 1:00 left	55-4
when trailing with 2:00 left	6-43
when trailing with 1:00 left	4-43
in November	6-8
in December	15-11
in January	20-15
in February	13-10
in March	5-3
in night games (5 pm or later)	49-35
in day games	10-12
on Monday	3-5
on Tuesday	3-1
on Wednesday	9-9
on Thursday	12-5
on Friday	3-1
on Saturday	26-21
on Sunday	3-6
vs. America East teams ##	17-5
vs. Atlantic 10 teams	1-6
vs. Big South teams	2-0
vs. Big Sky teams	1-0
vs. CAAtteams **	24-25
vs. Horizon League teams	0-2
vs. Ivy League teams	2-1
vs. MAAC teams	5-4
vs. MEAC teams	1-0
vs. Mid-American Conf. teams	0-1
vs. Missouri Valley Conf. teams	1-0
vs. Northeast Conference teams	3-0
vs. Patriot League teams	1-0
vs. Southern Conference teams	1-2
vs. West Coast Conference teams	0-1

** includes non-conference games prior to joining league


includes 16-5 mark as a member of conference

Meet the Blue Hens • Radio/TV Chart




**Harding
Nana**
 61 • Forward
 Sr • 6-8 • 230
 Douala, Cameroon
 Newport School (MD)
 Virginia Tech

___ppg ___rpg ___apg




**Chris
Prothro**
 62 • Forward/ Guard
 Sr • 6-5 • 220
 Atlanta, GA
 SW Atlanta Christian

___ppg ___rpg ___apg




**Mike
Slattery**
 63 • Guard
 Jr • 5-11 • 180
 Philadelphia, PA
 Germantown Academy

___ppg ___rpg ___apg




**Dan
DiNozzi**
 64 • Guard
 Sr • 6-5 • 195
 Middletown, DE
 Middletown HS

___ppg ___rpg ___apg




**Lebo
Maepa**
 65 • Forward
 Fr • 6-8 • 220
 Johannesburg, S. Africa
 Durban HS

___ppg ___rpg ___apg




**Mike
Ames**
 610 • Guard
 Sr • 6-8 • 190
 Phoenixville, PA
 St. Pius X HS

___ppg ___rpg ___apg




**Rulon
Washington**
 612 • Guard
 Sr • 6-4 • 180
 Jacksonville, FL
 Edward White HS

___ppg ___rpg ___apg




**Herb
Courtney**
 615 • Forward
 Fr • 6-7 • 200
 Horsham, PA
 Harboro-Horsham HS

___ppg ___rpg ___apg




**Chris
Metkiff**
 621 • Forward
 Sr • 6-5 • 215
 Merrick, NY
 Kellenburg-Memorial

___ppg ___rpg ___apg




**Robin
Wentt**
 624 • Forward
 Jr • 6-7 • 215
 Silver Spring, MD
 Dominican Catholic

___ppg ___rpg ___apg




**Calvin
Smith**
 630 • Forward
 Jr • 6-5 • 210
 Norfolk, VA
 Cranby HS

___ppg ___rpg ___apg




**Raphael
Madera**
 631 • Center
 Fr • 6-10 • 240
 Queens, NY
 Avon Old Farms (CT)

___ppg ___rpg ___apg




**Henry
Olawoye**
 633 • Forward
 Fr • 6-8 • 230
 Weymouth, RI
 St. Mark's Prep (MA)

___ppg ___rpg ___apg



**Octavius
Flowers**
 634 • Forward
 Fr • 6-6 • 200
 Goldsboro, NC
 Community Christian

___ppg ___rpg ___apg



**David
Lunn**
 635 • Guard
 Jr • 6-4 • 200
 Baltimore, MD
 McDonogh HS

___ppg ___rpg ___apg