



University of Delaware Sports Information Men's Basketball News

Scott Selheimer
Sports Information Director

Mike Hirschman
Asst. Director

Pete DiVito, Austin Calhoun
2003-04 Interns

Linda McCormick
Sr. Secretary

Bob Carpenter Center (Overnight: 631 S. College Ave.) • Newark, DE 19716 • 302-831-2186 (phone) • 302-831-8653 (fax) • www.udel.edu/sportsinfo

2003-04 Schedule

N 21	at Mt. St. Mary's.....	W 75-72 (ot)
25	at American	W 72-63
30	San Francisco	L 72-74
D 3	at Long Island Univ.	W 89-76
6	at UMBC.....	W 74-62
10	Loyola (MD).....	W 76-71
13	at Rider	L 72-75
23	Siena	W 85-59
30	Saint Joseph's (TV-CN 8) ..	L 54-75
J 3	*Hofstra (TV-FSN).....	W 66-59
7	at *VCU	L 72-99
10	at *Towson (TV-CN 8)	L 68-70
12	*James Madison	W 80-66
15	at *Drexel (TV-CSN-Phila.) ..	L 75-82
17	*Old Dominion	W 64-62
21	*William & Mary.....	W 93-82 (ot)
24	at *UNC Wilm. (TV-CAA)....	L 49-50
28	*George Mason	W 74-65
31	at *James Madison.....	W 63-61
F 4	at *Hofstra	7 p.m.
7	*Towson (TV-CAANetwork) ..	2 p.m.
11	at *William & Mary.....	7 p.m.
14	at *Old Dominion.....	7 p.m.
16	*UNC Wilmington	7:30 p.m.
21	at *George Mason	4:30 p.m.
25	*VCU.....	7:30 p.m.
28	*Drexel	7:30 p.m.
M 5-8	CAA Tournament	TBA
	(Richmond Colis., Richmond, VA)	

* CAA game

Athletics Media Relations
Mike Hirschman - Men's BB SID
Office - 302-831-2186
Fax - 302-831-8653
Cell - 302-981-3062
E-mail - mhirsch@udel.edu

Media Notes • Game 20

Delaware (12-7, 6-4) vs. Hofstra (8-12, 4-6)
February 4, 2004 • 7 p.m.
Hofstra Arena (5,124) • Hempstead, NY

Probable Starters

2003-04 Stats							
Pos.	No.	Name	Yr.	ppg	rpg	apg	Miscellaneous
C	31	Raphael Madera	Fr.	5.5	3.8	0.2	16 pts. vs. Saint Joseph's; 12 rebounds vs. James Madison
F	24	Robin Wentt	Jr.-r	5.7	3.9	0.5	shooting team-best 55.3% from the field
G	3	Mike Slattery	Jr.	11.2	2.5	6.0	23rd in Div. I in assists; 11th in Div. I. in ast./TO ratio (+2.76)
G	10	Mike Ames	Sr.	16.9	3.1	2.2	No. 4 in CAA in scoring
G	35	David Lunn	Jr.	8.9	4.2	1.7	career-high 17 pts. at VCU; starting in place of Nana

Off the Bench

Pos.	No.	Name	Yr.	ppg	rpg	apg	Miscellaneous
F	1	Harding Nana (<i>inj.</i>)	So.-r	11.3	7.5	0.8	19 pts., 11 reb. vs. Wm. & Mary (9 pts. in OT, 15 in the final 5:21)
F	2	Chris Prothro	So.	3.7	1.6	0.2	career-high 21 pts., 10 of them in a 57-second span, vs. LIU
F	4	Dan DiNozzi	So.	---	---	---	walk-on who earned spot in pre-season
F	5	Lebo Maepa	Fr.-r	1.9	1.4	0.3	9 pts. and team-high 6 reb. vs. George Mason
G	12	Rulon Washington	So.	3.6	0.8	0.9	17 pts. at Mt. St. Mary's; tying 3-pt. w/:00.9 left vs. Wm. & Mary
G/F	15	Herb Courtney	Fr.	5.4	3.4	0.2	tip in at the buzzer to beat JMU; 10.4 ppg, 6.6 rpg in last 5 gms.
F	21	Chris Metkiff	Fr.	---	---	---	walk-on who earned spot in pre-season
F	30	Calvin Smith	Jr.	4.1	3.6	0.6	had 14 pts., 9 reb. in win over American
F	33	Henry Olawoye	Fr.	2.4	1.8	0.5	season-high seven pts. against Old Dominion
G/F	34	Octavius Flowers	Fr.	---	---	---	Conf. Player of the Year at Comm. Christian HS last year

A pronunciation guide is available on page 2 of tonight's game notes.

Injury Report

Chris Prothro is day-to-day due to back problems. Prothro has suffered from sporadic back pains since before preseason practice began...**Harding Nana** suffered a seperated left shoulder in the first half of the UNC Wilmington. He is expected to miss at least the next three games...**Lebo Maepa** has been bothered by a sore left knee, the same knee he had surgery on in the off-season. He is day-to-day.

All-time Series

All-Time Series Record: Hofstra leads, 35-20
UD vs. Hofstra at Hempstead, NY: 5-22
UD vs. Hofstra at Newark, DE (at BCC): 15-12 (9-2)
UD vs. Hofstra on neutral courts: 0-1

For complete series results, check the opponents section of the UD media guide.

Blue Hens by the Numbers in 2003-04

7-2 ..Home	8-4 ..when leading at halftime	5-5 ..more or = turnovers	2-1 ..in November
5-5 ..Road	4-3 ..when trailing at halftime	7-2 ..less turnovers	4-2 ..in December
0-0 ..Neutral courts	0-0 ..when tied at halftime		6-4 ..in January
5-0 ..vs. CAA at home	10-0 ..leading or tied at 2:00 left	7-3 ..outrebounding or = opp.	0-0 ..in February
1-4 ..vs. CAA on the road	10-0 ..leading or tied at 1:00 left	5-4 ..outrebounded by opp.	0-0 ..in March
2-0 ..in overtime games	2-7 ..trailing with 2:00 left	9-4 ..at night (5 pm or later start)	1-0 ..vs. America East
9-4 ..when scoring 70+ pts.	2-7 ..trailing with 1:00 left	1-3 ..during the day	0-1 ..vs. Atlantic 10
3-3 ..when scoring -70 pts.	8-0 ..when Hens score first	1-0 ..on Monday	6-4 ..vs. CAA
4-6 ..when opponents score 70+	4-7 ..when opp. score first	2-1 ..on Tuesday	2-1 ..vs. Metro Atlantic Ath. Conf.
8-1 ..when opponents score -70	4-3 ..winning opening tap	4-1 ..on Wednesday	1-0 ..vs. Northeast Conf.
8-4 ..when making 5+ 3-pt FG	8-4 ..when losing tap	0-1 ..on Thursday	2-0 ..vs. Patriot League
2-0 ..when making 10+ 3-pt FG	5-1 ..shooting 50% + FG	1-0 ..on Friday	0-1 ..vs. West Coast Conf.
	7-6...shooting under 50% FG	4-3 ..on Saturday	
	0-1 ..opp. shoot 50% + FG	0-1 ..on Sunday	
	12-6 ..opp. shoot under 50% FG		

Say It Like This...

- Harding Nana (NAH-NAH)
- Chris Prothro (PRO-throw)
- Dan DiNozzi (Deh Nah-zee)
- Lebo (Lay-bo) Maepa (May-puh)
- Rulon (ROO-lahn) Washington
- Raphael Madera (Muh-dare-uh)
- Henry Olawoye (Ohl-uh-way)
- Steve Groothuis (GROO-th-ee-us)

You want numbers?

So you say you're a numbers freak? Try these on for size.

2 - So much for "1" being the loneliest number. At Delaware this season, "2" is the loneliest number. Chris Prothro is the first Blue Hen to wear the No. 2. Of course, part of the reason for that is the No. 2 was illegal from 1957-58 to 1999-2000 (as was wearing "1").

4 - The number of times UD has rallied from a double-digit halftime deficit to win since 1980-81. After not doing it since Jan. 6, 1993 and only twice in the last 23 seasons, UD has done it twice this season (at Mt. St. Mary's and at home against Old Dominion).

4 (the sequel) - The number of times UD has lost consecutive home games since the BCC opened in December 1992.

5 - The number of times UD has lost when leading with 2:00 left since Nov. 1997. UD is 109-5 when that happens during the span.

6 - When UD has a lead of six points or more at halftime, it has won 65 of 67 since Nov. 1997.

9 - The number of players that have led UD in rebounding in a game this season.

10 - The number of players that have scored in double-figures in a game this season.

13 - The number of UD players all-time who have had multiple 30-point games in their career, including Mike Ames.

21 - The number of steals UD had against Siena this season to set a school record.

71 - UD's bench had scored in double-figures in 71 consec. games before being held to eight this season against James Madison.

99 - This is the 99th season of Delaware basketball.

124 (the sequel) - UD is 124-34 (.785 pct) at "The Bob" since it opened Dec. 1, 1992 (12th season).

124- UD is 124-26 when leading at the half since 1997.

400 - UD has made at least one three-pointer in 400 consecutive games. The Blue Hens haven't been shutout from behind the arc

On the Internet...

University of Delaware athletics information is available via the internet through <http://www.udel.edu/sportsinfo>

Box scores and game stories are usually posted within an hour of the conclusion of each UD basketball game. Cumulative statistics are also updated and posted after each game. Media notes are available in a PDF format within 24 hours of the start of each game.

In addition, live stats are available for all UD home games.

For more information, contact the UD athletics media relations department.

... and on the Air

For the fifth consecutive year, the Blue Hen radio network's flagship station is The Ticket AM-1290. Also on the network are WDOV-AM 1410 (Dover) and WTGM-AM 960 (Salisbury, MD). Mike Corey and Bill Komissaroff call the action on the network. The River 94.7-FM is also carrying all road games beginning Jan. 1.

In addition, many UD basketball games are also broadcast on the UD student station, WVUD-FM 91.3, and WVUD2, the station's internet radio network.

Real Audio links for both broadcasts are available through UD's athletics website.

Delaware will play six games on network TV this season. The Fighting' Blue Hens appear on CN-8 twice, at home against Saint Joseph's and at Towson; on Comcast SportsNet-Philadelphia at Drexel; on Fox SportsNet at home against Hofstra (local coverage TBA); and twice on the CAA Network (locally on Comcast SportsNet-Philadelphia and CSN Mid-Atlantic), at UNC Wilmington and at home against Towson.

All Delaware home games are also shown on STN, the student television network, that is shown on-campus.

CAA Media Teleconference

The CAA will hold its weekly men's basketball media teleconference **each Tuesday through March 2**. The number to access the teleconference is 888-658-7213. The passcode is available by contacting Tripp Sheppard or Rob Washburn in the CAA office at 804-754-1616.

The teleconference schedule is as follows:

10:10	Tom Pecora, Hofstra
10:20	Jeff Capel, Virginia Commonwealth
10:30	Blaine Taylor, Old Dominion
10:40	Rick Boyages, William & Mary
10:50	Brad Brownell, UNC Wilmington
11:00	Sherman Dillard, James Madison
11:10	Jim Larranaga, George Mason
11:20	Michael Hunt, Towson
11:30	David Henderson, Delaware
11:40	Bruiser Flint, Drexel

David Henderson Show

The David Henderson Show airs each Monday from 7-7:30 p.m. on The Ticket 1290 AM and The River 94.7-FM. (Real Audio links are available at www.udel.edu/sportsinfo/mens_basketball).

Each Monday, the David Henderson Show will come from the legendary Deer Park Tavern on Main Street in downtown Newark.

Coach Henderson is joined by the voice of the Blue Hens Mike Corey for a review of the past week's games, a preview of upcoming action, and a series of questions both from the restaurant audience and listeners via call-in.

During the 2003-04 season, live shows are scheduled for Dec. 1, Dec. 8, Dec. 15, Dec. 22, Dec. 29, Jan. 5, Jan. 12, Jan. 19, Jan. 26, Feb. 2, Feb. 9, Feb. 16, Feb. 23, Mar. 1 and Mar. 8.

Road Streaks

Delaware snapped a five-game road losing skid with its win at James Madison on Saturday.

Delaware had started the season by winning its first four road games.

Last Meeting vs. Hofstra

DELAWARE66

Hofstra.....59

January 3, 2004 • Bob Carpenter Center

Delaware	MIN	FG	FT	R	A	F	TP
Wentt	29	4-8	2-2	8	1	3	10
Madera	12	1-4	0-0	4	0	0	2
Slattery	37	6-12	1-1	4	7	3	15
Ames	36	5-13	10-10	4	4	0	21
Lunn	26	3-7	0-0	6	0	3	7
Nana	23	3-7	2-4	13	1	3	8
Prothro	11	0-6	0-0	2	0	1	0
Maepa	4	0-0	0-0	0	0	0	0
Washington	3	0-1	0-0	0	0	1	0
Courtney	7	1-5	1-2	1	0	0	3
Smith	12	0-4	0-0	4	1	2	0
Totals	200	23-67	16-19	49	14	16	66
		.343	.842	(3)			

Hofstra	MIN	FG-A	FT-A	R	A	F	TP
Stokes	33	6-13	5-6	4	2	4	17
Adeleke	36	7-14	2-2	11	1	3	17
Gibson	27	4-7	0-0	7	2	3	8
Washington	21	2-6	0-0	2	2	0	5
Rivera	25	1-7	0-0	2	2	3	2
Souffrant	19	2-3	0-2	0	1	2	5
Walker	22	0-5	3-4	1	2	2	3
Kieza	14	1-5	0-0	5	1	3	2
Alston	3	0-0	0-0	1	0	0	0
Totals	200	23-60	10-14	35	13	20	59
		.383	.714	(2)			

Hofstra.....27.....32 - 59
Delaware.....30.....36 - 66

Three-point FG: UD - 4-17, .235 (Slattery, 2-6, Ames, 1-6, Lunn, 1-1, Prothro, 0-2, Courtney, 0-2), H - 3-15, .200 (Adeleke, 1-2, Washington, 1-4, Souffrant, 1-2, Rivera, 0-3, Walker, 0-2, Kieza, 0-2); **Blocks:** UD - 2 (Wentt, Nana), H - 6 (Adeleke, 3, Stokes, 2, Gibson); **Steals:** UD - 10 (Slattery, 5, Ames, 3, Madera, Nana), H - 6 (Rivera, 2, Stokes, Adeleke, Gibson, Souffrant); **Turnovers:** UD - 18 (Wentt, 3, Ames, 3, Nana, 3, Slattery, 2, Washington, 2, Smith, 2, Lunn, Prothro, Maepa), H - 20 (Souffrant, 5, Washington, 4, Stokes, 3, Adeleke, 2, Walker, 2, Gibson, Rivera, Kieza, Team); **Officials:** Mike Eades, Roger Ayres Jr., Timothy Comer; **Attendance:** 4,260.

NEWARK, DE -- Mike Ames scored a game-high 21 points and Mike Slattery contributed 15 points and seven assists as UD opened CAA play with the win...Ames connected on all 10 shots from the foul line for 21 points, his 12th career 20-point effort...Slattery hit on 6 of 12 shots from the field, including two three-pointers, for his 15 points, Robin Wentt added 10 points and eight rebounds, and Harding Nana came off the bench to pull down a game-high 13 rebounds for the Hens...Kenny Adeleke and Loren Stokes each led the Pride with 17 points with Adeleke pulling down 11 rebounds to notch his fourth double-double of the season and 28th of his career...the Blue Hens won it on the boards as they held a 49-35 rebounding advantage...Delaware also forced 20 turnovers by the Pride and committed just four of its own in the second half...the first half featured five ties and neither team led by more than six points as the Hens jumped out to a slim 30-27 advantage going into intermission...Ames and Slattery combined for 22 of that total to lead the Hens and Adeleke led Hofstra with 10 points in a sloppily played half that saw neither team shoot better than 38 percent from the field...Hofstra gained the lead early in the second half when Adeleke nailed a three-pointer for a 36-34 lead 2:18 into the stanza, but the Pride would never hold the advantage again the remainder of the game despite four more ties...Delaware built the lead to seven points three times in the first 15 minutes of the second stanza, but each time the Pride battled back...the Hens went up 49-42 with 11:34 remaining, but Hofstra used a three-pointer by Gibran Washington with 9:51 left to tie the game at 49-49...the Hens rallied to take a seven-point advantage at 60-53 with 5:34 remaining, but Hofstra battled back to cut the lead to three at 60-57 on a layup by Stokes with 1:51 left...UD controlled things from there as Nana hit a jumper with 47 seconds remaining and Ames hit on all four free throw attempts in a 13-second span for the final margin...Hofstra missed four of its final five shots.

CAA Pre-season Polls

Coaches' Poll	Place	Media Poll
George Mason	1	George Mason
UNC Wilmington	2	VCU
VCU	3	UNC Wilmington
Delaware (T-4)	4	Delaware
Drexel (T-4)	5	Drexel
Old Dominion	6	Old Dominion
Hofstra	7	Hofstra
James Madison	8	James Madison
William & Mary	9	William & Mary
Towson	10	Towson

Pre-season All-CAA

Coaches' Vote	Media Vote
First Team	
Dominic Jones, VCU	Dominic Jones, VCU
Mark Davis, Geo. Mason	Mark Davis, Geo. Mason
Kenny Adeleke, Hofstra	Kenny Adeleke, Hofstra
Adam Hess, Wm. & Mary	Adam Hess, Wm. & Mary
Troy Godwin, VCU	Mike Ames, Delaware
Second Team	
Mike Slattery, Delaware	Mike Slattery, Delaware
Mike Ames, Delaware	Troy Godwin, VCU
Nick George, VCU	John Goldsberry, UNCW
Alex Loughton, ODU	Phil Goss, Drexel
Anthony Terrell, UNCW	Anthony Terrell, UNCW

One They'd Rather Forget

In Delaware's loss at VCU, **UD allowed 99 points, the most since Feb. 26, 1995** (when New Hampshire scored 113 in an overtime win).

The 58 first-half points were **the most UD allowed in a first half since Jan. 10, 1986** (when Navy, led by David Robinson, scored 59 against Delaware).

As Simple as Making Shots

Delaware's success has really just depended on making baskets lately.

In David Henderson's three-plus seasons, Delaware is 61-47. In that span, **27 of 47 losses have come with UD shooting under 40% from the field (7-27 when shooting less than 40%). In 10 of Delaware's losses last season, UD shot less than 40%.**

At the other end of the spectrum, when UD shoots better than 50%, it is **22-2 under Henderson.**

Keeping it Interesting

Delaware has played seven games this year, including four of the last five outings, where the outcome of the game has been decided in the final five seconds of regulation and/or overtime. Delaware is 4-3 in those games, as listed below:

✓ **Nov. 21 at Mt. St. Mary's.** MSM's Charles Cook hits a three-pointer with :03 left in regulation to force overtime. UD eventually wins in OT, 75-72.

✓ **Nov. 30 at home against San Francisco.** USF's Andre Hazel hits a 15-foot fallaway jumper as time expires to beat Delaware, 74-72.

✓ **Jan. 10 at Towson.** Towson's Jamal Gilchrist hits a runner in the lane with :04 seconds remaining and Chris Prothro's three-pointer missed at the buzzer as Towson defeated Delaware, 70-68. UD had trailed 56-45 with 7:59 to play before rallying to take the lead with 53 seconds left.

✓ **Jan. 17 at home against Old Dominion.** Mike Ames' three-pointer from the right corner with 1.8 seconds left to lift Delaware past Old Dominion, 64-62, after UD trailed, 50-38, with 12:28 to play.

✓ **Jan. 21 at home against Wm. & Mary.** Rulon Washington's three-pointer with 0.9 seconds left in regulation caps a furious rally and forces overtime as Delaware defeated Wm. & Mary, 93-82. UD had trailed 71-63 with 1:15 left in regulation.

✓ **Jan. 24 at UNC Wilmington.** Rulon Washington's three-pointer missed as time expired as Delaware fell at UNC Wilmington, 50-49.

✓ **Jan. 31 at James Madison.** Herb Courtney's putback of a Mike Slattery miss as time expired lifted Delaware to its first CAA road win of the season, 63-61, over James Madison.

In addition, UD has been tied or trailing in the second half in 11 consecutive games and 14 of 19 this season.

It Starts with Slattery

Mike Slattery took over the starting point guard slot the second half of his freshman season. The move started paying dividends almost immediately.

Slattery, a native of Philadelphia and product of Germantown Academy, had 94 assists as a rookie. He continued that play last season, while his minutes nearly doubled (from 19.7 as a freshman to 35.7). He led the CAA in assists per game at 6.2, which also ranked No. 18 in Division I. He also ranked second in assist/TO ratio (2.32).

Entering tonight's game, Slattery is second in the CAA in assists (6.0, also No. 23 in the nation entering the week) and is third in the league in steals (2.1). He is also first the CAA in assist/TO ratio at 2.76 and is No. 20 in scoring (11.2 ppg).

Since taking over the starting slot as a freshman, in 60 starts Slattery has 344 assists and just 141 turnovers... a 2.44 ast./TO ratio. In those 60 starts, Slattery has only had a "minus" night (more TO's than assists) four times. Slattery has five or more assists in 38 of his last 53 games, including 14 times this season. He also has six games with 10 or more assists in his career.

During his career, he has played 2242 minutes and committed 164 turnovers, which is less than three turnovers per 40 minutes or one every 13.7 minutes. Against UNC Greensboro last year, Slattery had a career-high 15 assists. It was the most by a Blue Hen in 20 years, tied for the second-highest single-game total in UD history, and was a Carpenter Center record.

In that game, Slattery played all 40 minutes and had 15 assists versus just one turnover. The 15 assists were also one shy of a CAA record.

He duplicated his 15-assist performance in UD's home win against William & Mary, making Slattery was one of two players in the nation last year to record multiple 15-assist games.

In 15 wins last season, Slattery had 103 assists (6.9 apg). Slattery has 82 assists in UD's wins this season (6.8 apg), and 31 assists in UD's losses (4.4 apg).

Of course, distributing the ball is nothing new to Slattery. When he was at Germantown Acad., a big part of his role was getting the ball to a couple of guys by the names of Matt Walsh, who has made quite a name for himself at Florida, Ted Skuchas, a redshirt freshman at Vanderbilt, and Lee Melchioni, who is in his sophomore season at Duke.

NCAA Div. I Ast./TO Ratio

1. Cardell Johnson, UAB	4.38
2. Nate Johnson, Florida St.	3.73
3. Matt Jakeway, Kent St.	3.44
4. Devin Harris, Wisconsin	3.11
5. Travis Diener, Marquette	3.08
6. John Lucas, Okla. St.	3.04
7. Brian Snyder, W. Mich.	2.90
8. Chris Quinn, Notre Dame	2.90
9. Greg Davis, Troy St.	2.83
10. Alvin Cruz, Niagara	2.79
11. Mike Slattery, Delaware	2.76
12. Rob Monroe, Quinnipiac	2.75
Logan Lee, Hawaii	2.75

Through Feb. 1; Source:Stats, Inc. (min. 3 apg)

Three-point Facts

As mentioned previously, Delaware has made at least one three-point field goal in each of the last 400 games dating back to Nov. 28, 1990. Bucknell was the last team to hold Delaware without a three-pointer. The Bison held Delaware to 0-for-2 in a 71-62 Bucknell win in East Coast Conference play.

Putting that into proper perspective, freshman Herb Courtney turned six years old on the day that UD was last held without a three-point field goal.

In all, Delaware has made at least one three-pointer in all but five games (510 out of 515 games) since the implementation of the three-point line throughout the NCAA in 1986-87. (Some conferences had an experimental line before that.)

One of the five games that UD failed to make a three-point field goal was the very first game the rule was in effect. It wasn't until Delaware's second game against Washington College (MD) that Brad Heckert made the first-ever 3-pt. field goal by a Blue Hen. (It came on Dec. 3, 1986 with 13:43 left in the first half.)

The current streak of 400 games was started by Mark Houghton on Dec. 5, 1990 against St. Francis (PA). He hit a three-pointer from the left wing with 4:22 remaining in the first half. UD lost the game, 72-70. That shot, however, began UD's current string.

Furthermore, UD has connected on 200 or more three-pointers in each of the last five seasons. The Blue Hens hit for 251 in 2000-01, breaking the record of 243 from the 1999-2000 season. The 1999-2000 total, broke the team record of 207 set in 1998-99.

UD has made 10 or more three-pointers 40 times (twice this season) since the rule was implemented. In fact, UD has made five or more three-pointers in 118 of its last 139 games, including 44 of the last 54.

Scoring 70

UD opened the season scoring 70 points in eight consecutive games - a UD record.

The last time UD opened the season scoring 70 in five straight was 1998-99, when it scored 70-plus in seven straight.

In fact, prior to this season, UD scored 70 or more in the first five games of a season only nine times in school history.

The last time...

UD played overtime...

1/21/04 vs. Wm. & Mary
(W 93-82)

UD played double-overtime...

2/18/1994 at Northeastern
(W 89-85)

UD scored 100 pts...

3/4/2001 vs. Northeastern
(W 110-66)

UD allowed 100 pts...

2/26/1995 at New Hamp.
(L 111-113)

UD was held under 50 pts...

1/24/2003 at UNC Wilmington
(L 49-50)

UD held opp. under 50 pts...

3/8/2003 vs. George Mason
(W 61-49)

UD made 10 3-pt FGs...

1/21/04 (10) vs. Wm. & Mary
(W 93-82)

UD allowed 10 3-pt FGs...

12/9/2002 (10) vs. Saint Joseph's
(L 59-77)

A Blue Hen scored 25 pts...

Mike Ames (30) at Drexel,
1/15/2004

An opp. scored 25 points...

Landy Thompson (30),
Mt. St. Mary's, 11/21/2003

A Blue Hen scored 30 pts...

Mike Ames (30) at Drexel,
1/15/2004

An opp. scored 30 pts...

Landy Thompson (30),
Mt. St. Mary's, 11/21/03

A Blue Hen scored 35 pts...

Mike Pegues (38) vs. Hartford,
1/16/1999

An opp. scored 35 pts...

Matt Johnson (42), Vermont,
2/16/1991

A Blue Hen scored 40 pts...

Ken Luck (40) vs. West Chester,
1/27/1982

An opp. scored 40 pts...

Matt Johnson (42), Vermont,
2/16/1991

A Blue Hen grabbed 15 reb...

Ryan Iversen (17) vs. LIU,
12/1/2002

A Blue Hen grabbed 20 reb...

Greg Smith (21) vs. Vermont,
1/12/1997

An opp. grabbed 20 reb...

Scott Drapeau (20), New Hamp.,
3/5/1994

A Blue Hen had 10 assists...

Mike Slattery (10) at Drexel
1/15/2004

A Blue Hen had 5 3-pt FGs...

Mike Ames (6-9) at Drexel,
1/15/2004

Courtney's Coming Out

Delaware coach David Henderson knew it was just a matter of time before **Herb Courtney's** coming out would take place.

Against William & Mary... it certainly did.

Courtney had 20 points and 10 rebounds to carry the Fightin' Blue Hens to a 93-82 overtime win over the Tribe.

Courtney shot 8-for-9 from the field, including 3-for-3 from three-point range. He scored 17 of his points after the intermission, including five points on a pair of field goals that ignited a Delaware 18-9 run over the final two minutes of regulation to force overtime.

Courtney put himself in some good company with his performance. It was the first double-double by a UD freshman since Mike Pegues had 11 points and 10 rebounds against Florida on Dec. 1, 1996 (game was played in San Juan, PR).

It was the first 20-point game by a UD freshman since Tyrone Perry scored 23 points at Duke on Dec. 9, 1995.

It was the first 20-point, 10 rebound game by a UD freshman since Anthony Wright had 20 points and 11 rebounds at Lafayette on Jan. 17, 1990.

Entering the William & Mary game, Courtney was averaging 3.3 ppg. **In the last five games, he is averaging 10.4 ppg and 6.6 rpg, shooting 54.3% from the field.**

Nana's First Night

Harding Nana made his much-anticipated debut against Siena... and made the most of it.

Nana, a 6-8 sophomore who transferred from Virginia Tech mid-season last year, **had 21 points** on 6-9 shooting from the field, including 3-5 from three-point range.

It was the first time a player scored 20 points in his Delaware debut since Keith Davis scored 24 points against Delaware State on Nov. 22, 1996 - Davis' first game after transferring to Delaware from VCU.

No Place Like Home

The Blue Hens certainly love to play at the Bob Carpenter Center.

Nicknamed "The Bob" by the UD student body, **Delaware has won 71 of its last 86 games on its home floor and is 124-34 at home** in "The Bob's" 11 seasons.

That success has continued in the David Henderson era. **Delaware is 35-13 at home during Henderson's tenure.** UD has lost consecutive home games just four times since the BCC opened in December 1992 and has never lost three straight at home at the BCC.

While a member of America East, UD was 72-18 against America East members at home. Since switching conferences, Delaware is 14-7 against CAA members.

The Fightin' Blue Hens are successful out of the league, too. UD is 35-10 against non-conference foes at "The Bob", including 22 of the last 27 going back to December 1995.

Home Attendance			
Year	Avg.	SO	
1992-93	3,696	1	
1993-94	3,077	0	
1994-95	3,158	1	
1995-96	3,499	0	
1996-97	3,408	1	
1997-98	3,686	1	
1998-99	4,815	9	
1999-2000	4,989	12	
2000-01	4,848	5	
2001-02	4,948	6	
2002-03	4,697	1	
2003-04	4,356	1	

Blue Hens at the BCC		
Year	Overall	Conf.*
1992-93	11-1	7-1
1993-94	10-3	5-2
1994-95	8-4	6-2
1995-96	10-4	7-3
1996-97	10-5	6-5
1997-98	13-2	11-1
1998-99	13-1	11-1
1999-2000	14-1	10-1
2000-01	12-2	9-2
2001-02	8-4	6-3
2002-03	8-5	5-4
2003-04	7-2	5-0
TOTAL	124-34	88-25

*reg. season & tourn. games

Ready, Ames... Fire!

Mike Ames is on the verge of becoming the most prolific three-point shooter in UD history.

Last year, the Phoenixville, PA product became **the first Fightin' Blue Hen to record 70 or more three pointers in two seasons**, which he did in consecutive seasons (73 each of the last two years).

Ames, who has had streaks of 14, 18 and 21 consecutive games with a three-pointer during the last two seasons, **has 209 three-pointers at UD**, placing him in second place all-time at UD. He needs two to tie Kestutis Marciulionis' (pronounced Kuh-stoo-tis Mar-sha-loe-nis) career record of 211.

Ames, who is also approaching Marciulionis' three-point attempts record of 611, **is shooting 40.3% for his career**, which ranks him fourth at UD.

The lone senior of the UD squad, Ames was named to the coaches' second-team All-CAA squad in the pre-season and the media's first-team All-CAA squad. **He enters tonight's game No. 4 in the CAA in scoring at 16.9 ppg. He is tied for the league lead in FT pct. (85.5%, No. 34 nationally at the start of the week) and is second in 3-pt. FG percentage (41.9%), third in 3-pt. FGs per game (2.3), 13th in FG pct. (48.4%) and 15th in steals (1.4 spg).**

Ames became the 22nd player at UD to surpass the 1,000 career-point mark earlier this season. **He has 1,201 points thus far in his career, ranking him No. 13 at UD. In that, he has 60 double-figure games at UD (14 this season), including 15 20-point games.**

In addition, **Ames has appeared in 85 consecutive games and has made 73 consecutive starts**, both are the longest streaks among active Blue Hens.

40-minute Men

In recent seasons, Delaware has been a tough team to beat when it has a halftime lead.

Delaware had won 120 of the last 132 when leading at the half, including a 43-12 mark during head coach David Henderson's tenure.

That mark gets better when UD is at home. **At the BCC, the Fightin' Blue Hens are 77-9 when leading at the half since the arena opened.** UD has won 66 of the last 72 at home when leading at intermission.

Under David Henderson, Delaware is 25-4 when leading at the half at home.

Furthermore, if UD has lead of six points or more at half, the Fightin' Blue Hens are 66-2 since November 1997.

What's Back & What's Not

Here's a breakdown of what returns and what doesn't for the Blue Hens this season....

	2002-03	Return	Lost	% Ret.
Points.....	1990.....	1179.....	811.....	59.2%
FG Made.....	702.....	418.....	284.....	59.5%
FGAtt.	1719.....	1038.....	681.....	60.4%
3-FG Made.....	202.....	156.....	46.....	77.3%
3-FG Att.	598.....	471.....	127.....	78.8%
FT Made.....	384.....	197.....	187.....	51.3%
FT Att.	544.....	288.....	256.....	52.9%
Rebounds.....	1028.....	615.....	413.....	59.8%
Off. Reb.....	320.....	184.....	136.....	57.5%
Def. Reb.....	708.....	441.....	267.....	62.3%
Assists.....	407.....	292.....	115.....	71.8%
Turnovers.....	389.....	251.....	138.....	64.5%
Blocks.....	108.....	59.....	49.....	54.6%
Steals.....	231.....	148.....	83.....	64.1%
Minutes.....	5850.....	3723.....	2127.....	63.6%

Stealing the Show

Delaware's backcourt trio of **Mike Slattery, David Lunn** and **Mike Ames** are all ranked among the CAA leaders in steals.

The trio has combined for 98 steals in the first 19 games.

Slattery is third in the CAA in steals at 2.1 per game, while Lunn is sixth (1.8) and Ames is 15th (1.4).

As a team, UD leads the league at 8.7 spg.

No Splinters on this Squad

David Henderson has used his bench a lot during his tenure at Delaware.

During Henderson's tenure, the UD bench has scored in double-figures in 103 of 108 games. Delaware had its streak of consecutive games with double-figure bench-points snapped against James Madison. **Delaware's bench had scored in double-figures in 71 consecutive games, but was held to just eight points in its 80-66 win over the Dukes.**

Before that, Delaware's bench was last held to less than 10 points on March 10, 2001 by Hofstra (8) in the America East title game.

Overall last season, Delaware's bench averaged 25.1 ppg, 8.4 ppg more than the opposition. UD scored 20 or more points off of the bench in 20 of 29 games.

In the 2001-02 season, UD's bench averaged 28.3 ppg and scored 20 or more points in 27 of 30 games.

The trend has continued thus far this season, despite the graduation of 6th man Ryan Iversen. **UD has gotten 20+ points from its bench 12 times already this season.**

UD Inks McMahon to NLI

University of Delaware's men's basketball coach David Henderson has announced the signing of guard/forward **Sam McMahon** during the National Letter of Intent program's early signing period.

McMahon, 6-5 and 215 lbs., graduated from Jefferson City HS in Missouri last season and is currently enrolled at Bridgton Academy in North Bridgton, ME. A native of Lohman, Missouri, McMahon finished his playing career at Jefferson City ranked first in games played (103), minutes played (2,620), free throws made (377) and free throws attempted (489). He also ranked second in school history in points with 1,411 and third in rebounds with 641.

As a junior, McMahon averaged 14.0 ppg and 7.3 rpg and earned all-district and second-team all-state honors in Class 4A. He led his team to the Missouri 4A Final Four.

Last year, as a senior, McMahon earned all-district honors, scoring more than 500 points in his final season for a 19.0 ppg average.

At Jefferson City, McMahon played soccer, basketball and baseball, including two seasons as a starting pitcher. He was considered by some as one of the Top 10 senior basketball players in the state last year.

Not Just Basketball Smart

Some have stated that the combination of **Mike Ames** and **Mike Slattery** might be the best backcourt in the CAA this season.

Ames and Slattery, however, aren't just successful on the basketball court. Both are candidates for academic awards, with GPAs better than 3.0.

Slattery, who was selected to the CAA's All-Academic squad last March, is a candidate for CoSIDA Academic All-America this season. He is a sports management major.

Ames is UD's Dean Ehlers Leadership Award nominee and could also be a candidate for All-Academic this season. He is majoring in criminal justice.

Kanga-ROO

No wonder **Rulon Washington's** nickname is "Roo". It might be short for Kanga-ROO.

Washington, a native of Jacksonville, FL, has a 40-inch vertical leap.

Washington, who had a career-high 17 points off the bench on 7-8 shooting from the field in Delaware's season-opening win over Mt. St. Mary's, graduated from Edward White HS in the spring of 2001. However, he wasn't recruited by Division I schools (partially because he had four HS coaches in four years), so he chose to stay in Jacksonville and play in Grayson Marshall's midnight league. Marshall, a former Clemson player (1985-88), called Henderson and put him onto "Roo."

Now That's a Summer Job!

Dan DiNozzi has an interesting summer job.

DiNozzi, who earned a spot as a walk-on with the team this year after serving as a student-manager last season, works with the Wilmington Blue Rocks, the Kansas City Royals' Carolina League affiliate, in the summer.

His duties include serving as Mr. Celery. Mr. Celery is the Blue Rocks' mascot that dances out from behind home plate every time the Blue Rocks score.

DiNozzi, whose brother is CAA Pole Vault Champion Jon DiNozzi, has been Mr. Celery on the weekends each of the last two baseball seasons.

A Tale of Two Teams

Delaware's numbers in its wins and losses during the 2002-03 season:

	Won	Lost
Average Points	72.9	64.0
First Half	34.4	28.6
Second Half	38.5	33.0
3-pt. Field Goal Pct.	37.8	30.5
Field Goal Pct.	44.5	37.1
Field Goal Defense	39.9	47.0
Turnovers	12.1	14.8

A Near-Perfect Birthday

Mike Ames, the lone senior on the UD squad, celebrated his 22nd birthday in UD's outing against Siena.

Ames had a near perfect birthday, scoring 17 points on 4-6 shooting from the field, including 4-4 from three-point range, and 5-6 shooting at the foul line. The Phoenixville, PA native also had three assists, three rebounds and two steals in 27 minutes of action.

Ames Setting the Standard

Mike Ames set a new UD record earlier this month.

Over a span of two games, Ames connected on nine consecutive three-point attempts, breaking the mark set by Billy Wells in January 2001. Wells had made eight straight over two games.

Ames went 5-for-5 from behind the arc in the second half of UD's win over James Madison, then followed that up with a 4-for-4 first half from three-point range in UD's loss at Drexel.

His 57 seconds of fame

The old saying is everyone has his/her 15 minutes of fame.

In the case of sophomore **Chris Prothro,** against LIU it was 57 seconds of fame.

Prothro scored 10 points on three field goals and two free throws in a span of 57 seconds in the first half against Long Island University. Prothro finished the first half with 16 points, five more than his previous career-high of 11, and finished the game with 21 points.

Prothro single-handedly carried the Blue Hens through a 10-1 run to turn a 27-22 deficit into a 32-28 lead. Delaware held that margin into the intermission, 47-43, before pulling away in the second half for an 89-76 win over the Blackbirds.

Ironically, Prothro "staged" his fame in LIU's Schwartz Center - formerly the Brooklyn Paramount Theatre (until 1962 when LIU converted into a gym).

Gotta' Score 60

With the CAA known as one of the top defensive leagues around, points are at a premium.

With that said, Delaware is 3-23 over the last five seasons when held to less than 60 points.

Working Overtime

• **All-time, the Fightin' Blue Hens are 40-31 in overtime games, 24-10 in Newark.** (A complete list can be found in the UD media guide.)

• **Delaware is 7-2 in overtime games all-time at the BCC.**

• **Under David Henderson, Delaware is 5-2 in overtime games.**

• **The Blue Hens have not had consecutive overtime games since Feb. 3 & 7, 1973.**

In-season Birthdays

• **Lebo Maepa turned 20 on Nov. 26**

• **Herb Courtney turned 19 on Nov. 28**

• **Mike Ames turned 22 on Dec. 23**

• **Mike Slattery turned 21 on Dec. 27**

• **Harding Nana turned 23 on Jan. 17**

• **Rulon Washington turned 21 on Feb. 1**

• **Chris Prothro turns 20 on Feb. 24**

Gotta Win the Close Ones

Last year, Delaware was 6-1 in games decided by three points or less.

Delaware is 3-4 in games decided by three points or less this season.

Best Start...

Delaware's 7-3 start this season was the team's best 10-game start under David Henderson.

Each of the first three seasons, UD began 5-5 under Henderson.

Ranking UD's Stats

Rankings are based on 10 CAA and 326 NCAA Div. I teams:

	CAA	NCAA
Scoring	5th	103rd
Scoring Def.	5th	207th
Scoring Mar.	6th	144th
Free Throw Pct.	2nd	59th
Field Goal Pct.	5th	146th
Field Goal Def.	5th	157th
3-pt. FG Pct.	2nd	53rd
3-pt. FG Pct. Def.	3rd	n/a
Rebound Mar.	5th	169th
Assists	6th	196th
Turnovers	8th	272nd
Fouls (fewest)	10th	295th

NOTE: NCAA stats through 1/26

Milestones & Streaks

Mike Ames...

- At Rider this season, became the 22nd at UD to score 1,000 career points. He ranks No. 13 with 1,201 career points.
- Has scored in double-figures in 39 of the last 50, including 15 times this season.
- Has at least one three-pointer in 39 of 43 games, 57 of the last 62 and 71 of the last 78 games.
- Became the 13th player in UD history to record 30 points in a game twice during his career (both at Drexel).
- Has started 73 consec. games... the longest among active UD players.
- Became the third player in UD history to record 200 career three-pointers. He hit No. 200 with 1.8 seconds left to beat Old Dominion. Currently has 209 in his career.

Mike Slattery...

- Has appeared in all 78 games in his UD career.
- Has started 60 consecutive games.
- Recorded five or more assists in 19 games last season and has done it in 12 games this season. He has 274 assists and 105 turnovers in the last 44 games (2.61 ast./TO ratio).
- Recorded his 300th career assist at LIU, making him the 11th at UD to do so. He did in just his 63rd career game. Last season, he recorded his 200th career assist in just his 48th game (at Hofstra last season).
- Has scored in double-figures in 29 of the last 45.
- Has played at least 30 minutes in 41 of the last 45 games (three of those that he didn't, he was injured).

UD Team...

- Has made at least one 3-pt. FG in 400 consec. games.
- Has won 85 of 97 games when scoring 35 or more points in the first half.
- Has lost 18 of its last 22 games when shooting under 40% from the field.
- Has won 22 of 24 under David Henderson when shooting better than 50% from the field.
- Has lost 16 of its last 17 games when the opposition shoots better than 50% from the field.
- Has won 55 of the last 58 home games when scoring 70+ points.

Show Them How Its Done

David Henderson's teams have been good free throw shooters in his first three seasons at Delaware. Henderson showed at CAA media day that he practices what he preaches. Henderson, who was a 70% free throw shooter in his career at Duke, made all 10 of his free throw attempts to win the CAA's Charity Free Throw Shooting Contest.

The conference donated \$500 in Henderson's name to the "V" Foundation.

Got No. 10

Delaware picked up win No. 10 on the season against William & Mary. It is the 22nd straight season that UD won at least 10 games (dating back to 1981-82). Drexel is the only CAA school with a longer streak (30).

An Early Omen???

It might seem like a silly trend for a basketball team, but Delaware is 8-0 when it scores first this season.

Updating the Career Lists

CAREER POINTS

1. Mike Pegues (1996-2000) - F	2,030
2. Greg Smith (1993-97) - F	1,713
3. Ken Luck (1978-1982) - F	1,613
4. Mark Murray (1988-1992) - G/F	1,559
5. Brian Pearl (1991-95) - G	1,532
6. Alex Coles (1988-92) - F	1,471
7. Oscar Jones (1982-1986) - F	1,387
8. Dave Sysko (1961-1964) - F	1,269
9. Kestutis Marciulionis (1996-2000) - G	1,258
10. Peca Arsic (1994-97) - F	1,237
11. Anthony Wright (1989-93) - F	1,232
12. Ray "Skip" Crawford (1951-57) - ?	1,205
13. Mike Ames (2000- current) - G	1,201
14. Nate Cloud (1960-1963) - C	1,167
15. Tim Tompkins (1979-84) - G	1,161
16. Taurence Chisholm (1984-88) - G	1,159
17. Spencer Dunkley (1989-93) - C	1,154
18. Mark Mancini (1975-1979) - G	1,107
19. Frank Wickes (1956-59) - F	1,089
20. Pete Mullenberg (1977-81) - C	1,085
21. Jim Smith (1954-17) - G	1,053
22. Tom Carluccio (1975-79) - F	1,016
23. Barry Berger (1984-88) - F	982
24. Wolfgang Fengler (1971-74) - C	972
25. Loren Pratt (1967-71) - F	965
26. Bob Nack (1971-74) - G	944
Ken Helfand (1969-72) - F	944
28. Tyrone Perry (1995-99) - G	936
29. Tony Tucker (1986-88) - G	885
30. Pete Cloud (1961-64) - F	881
Jack Waddington (1953-56) - C	881

THREE-POINT FIELD GOALS MADE

1. Kestutis Marciulionis (1996-2000)	211
2. Mike Ames (2000-present)	209
3. Peca Arsic (1994-97)	202
4. Tyrone Perry (1995-99)	170
5. Greg Miller (1997-2001)	135
6. John Gordon (1998-2000)	134
7. Brian Pearl (1991-95)	130
8. Robbie Johnson (1991-95)	124
9. Austen Rowland (1999-2002)	122
10. Billy Wells (1999-2001)	112
11. Mark Haughton (1987-91)	110
12. Ryan Iversen (2000-2003)	109
13. Ricky Deadwyler (1989-93)	104
14. Kevin Blackhurst (1989-93)	91
15. Mike Slattery (2001- current)	82

Finding the FT Range

Delaware had struggled at the free throw line early on this season (61.4% in the first three games), although the percentage has been coming up steadily as of late. **Entering tonight's game, UD is shooting 71.0%, No. 2 in the CAA, from the line as a team.**

Madera Starts the Opener

Raphael Madera started the season-opener, making him the first true freshman to start on opening night for UD since Brian Pearl started at point guard on opening night and just the fourth since 1972 when freshman gained eligibility.

Pearl started at point guard on Nov. 23, 1991 against Division III Washington College.

The last true freshman frontcourt player to start on opening night was Barry Berger. Berger started the opener on Nov. 27, 1984, also against Washington College. He was joined in the starting line-up that night by another true freshman, Taurence Chisholm.

THREE-POINT FIELD GOAL ATTEMPTS

1. Kestutis Marciulionis (1996-2000)	611
2. Mike Ames (2000-present)	518
3. Peca Arsic (1994-97)	502
4. Tyrone Perry (1995-99)	474
5. Greg Miller (1997-2001)	378
6. Austen Rowland (1999-2002)	361
7. Brian Pearl (1991-95)	357
8. Ryan Iversen (2000-03)	324
9. Robbie Johnson (1991-95)	323
10. John Gordon(1998-2000)	312
11. Mark Haughton (1987-91)	308
12. Billy Wells (1999-2001)	272
13. Ricky Deadwyler (1989-93)	268
14. Kevin Blackhurst (1989-93)	262
15. Mike Slattery (2001- current)	234
16. Keith Davis (1996-98)	202

THREE-POINT FIELD GOAL PERCENTAGE

1. John Gordon (1998-2000)	.430
2. Tony Tucker (1986-88)	.413
3. Billy Wells (1999-2001)	.412
4. Mike Ames (2000-present)	.403
5. Peca Arsic (1994-97)	.402
6. Greg Wheeler (1987-88)	.400
7. Tyrone Perry (1995-99)	.397
8. Donald Dutton (1985-87)	.396
9. Brad Heckert (1983-87)	.389
10. Taurence Chisholm (1984-88)	.388
Ricky Deadwyler (1989-93)	.388

ASSISTS

1. Taurence Chisholm (1984-88) - G	877
2. Brian Pearl (1991-95) - G	501
3. John Staudenmayer (1979-83) - G	416
4. Mike Slattery (2001- current) - G	384
5. Tyrone Perry (1995-99) - G	376
6. Rob Garner (1993-96) - G	369
7. Tom Campbell (1977-81) - G	360
8. Mark Mancini (1975-79) - G	357
9. Bill Sullivan (1972-74) - G	349
10. Mark Haughton (1987-91) - G	332

BLOCKED SHOTS

1. Spencer Dunkley (1989-93) - C	195
2. John Bennett (1995-99) - C	148
3. Ndongo Ndiaye (1998-2000) - F	110
4. Alex Coles (1988-92) - F	107
5. Pete Mullenberg (1977-81) - C	106
6. Denard Montgomery (1988-92) - C	93
7. Ajmal Basit (2000-01) - F	81
8. Mike Pegues (1996-2000) - F	72
9. Maurice Sessoms (2000-2003) - F	69
10. Calvin Smith (2001- current) - F	57

UD under David Henderson...

- Delaware is 61-47 overall
- Delaware is 38-26 in conf. regular season action
- The Blue Hens are 35-13 at home (Bob Carpenter Center)
- In home openers, Delaware is 3-1
- In season-openers, Delaware is 2-2
- Delaware is 22-2 when it shoots 50% or better from the field
- Delaware is 43-12 when it is leading at halftime (at home, 25-4 when leading at half)
- Delaware is 55-4 when leading or tied with 2:00 to play in regulation
- Delaware is 57-4 when leading or tied with 1:00 to play in regulation
- Delaware is 31-9 when it scores 35 points or more in the first half
- Delaware is shooting 75.3% at the line inside of the 2:00 mark (296-393)
- Delaware is averaging 7.2 three-point field goals per game (778 total)
- Delaware has made 10 or more three-point field goals 20 times
- Delaware is averaging 70.5 ppg (7,619 total)
- Delaware is shooting 43.2% from the field (2700-6248)
- Delaware is shooting 35.7% from three-point range (778-2179)
- Opponents have been held under 60 points 28 times (23-5 in those games)

UD Coaching Records

Mike Brey	99-51	.660
H.B. Shipley	35-19	.648
Fred Emmerson	66-41	.617
Dan Peterson	69-49	.585
Steve Steinwedel	163-121	.574
David Henderson	61-47	.565
Don Harnum	69-57	.548
Joseph Brunansky	24-30	.444
D. Kenneth Stears	7-9	.438
Z. Edmund Prince	7-9	.438
Flucie Stewart	7-9	.438
Samuel Saunders	3-4-1	.438
Irv Wisniewski	111-154	.419
William J. McAvoy	58-83	.411
Stephen Grenda	13-19	.406
Gerald P. Doherty	43-64-1	.402
Ron Rainey	91-147	.382
E. Emery Adkins	14-23	.378
Lyal Clark	6-10	.375
J.J. Rothrock	17-33	.340
William Murray	3-9	.250
Frank Forstburg	6-23	.207



UD Coaches' First 100

David Henderson's 100th game as head coach at Delaware took place at VCU this season. Here's a quick look at how Delaware coaches have fared in their first 100 games:

Coach	Rec.	Pct.	W/L 100th
Fred Emerson	63-37	.630	Won
Daniel Peterson	62-38	.620	Won
Mike Brey	60-40	.600	Won
Don Harnum	59-41	.590	Lost
David Henderson	56-44	.560	Lost
Steve Steinwedel	51-49	.510	Won
W.J. McAvoy	44-56	.440	Lost
G.P. Doherty	43-56-1	.435	Lost
Ron Rainey	38-62	.380	Won
Irv Wisniewski	35-65	.350	Won

Henderson Hits 50

Delaware coach David Henderson won his 50th game as a head coach in Delaware's win at Mt. St. Mary's to open the season.

After his first three seasons, David Henderson was 49-40. In comparison, since 1966-67, coaches in their first three seasons at Delaware and when they won their 50th game:

- Mike Brey was 50-38 (won 50 in 88 gms.)
- Steve Steinwedel was 42-41 (won 50 in 99 gms.)
- Ron Rainey was 33-46 (won 50 in 141 gms.)
- Don Harnum, Sr. was 47-29 (won 50 in 80 gms.)
- Dan Peterson was 42-26 (won 50 in 83 gms.)

Henderson's Team vs.

Opponent	H	A	Over.
American.....	0-0	1-0	1-0
Boston Univ.	1-0	1-0	2-0
Bowling Green	0-0	0-0	0-1
Butler	0-0	0-0	0-1
Charleston So.	0-0	0-0	1-0
C. of Charleston....	0-0	0-1	0-1
Delaware St.....	1-0	0-0	1-0
Drexel.....	2-1	0-4	3-5
E. Washington	0-0	0-0	1-0
George Mason	1-2	1-2	3-4
Hartford	1-0	1-0	2-0
High Point	0-0	1-0	1-0
Hofstra	2-2	1-3	3-5
James Madison	3-0	3-0	6-0
La Salle	1-0	0-1	1-1
Long Island Univ. .	1-0	1-0	2-0
Loyola (MD)	2-0	0-1	2-1
Maine	0-1	0-1	0-2
Mount St. Mary's ..	0-0	1-0	1-0
New Hampshire	1-0	1-0	2-0
Northeastern	2-0	1-0	3-0
Old Dominion	3-0	1-1	4-1
Pennsylvania	2-0	0-1	2-1
Rider	1-1	0-2	1-3
Saint Joseph's	0-2	0-2	0-4
San Francisco	0-1	0-0	0-1
Siena	1-0	1-0	2-0
Temple	0-0	0-1	0-1
Towson.....	3-1	2-2	5-3
UMBC	0-0	1-0	1-0
UNC Greensboro....	1-0	0-1	1-1
UNC Wilmington ..	0-2	1-2	1-6
UW-Green Bay	0-0	0-1	0-1
VCU	2-0	0-3	2-3
Vermont	1-0	1-0	2-0
Wichita State	0-0	0-0	1-0
William & Mary	3-0	1-1	4-1

TOTALS..... 35-1321-30* 61-47

*5-4 on neutral courts

2003-04 Season & Career Highs

#1 - Harding Nana

	2003-04 Season Highs
Points	22 vs. James Madison, 1/12
Rebounds	13 vs. Hofstra, 1/3
Assists	3 vs. Wm. &Mary, 1/21 (ot)
Blocks	2 vs. Siena, 12/23
Steals	2 vs. Saint Joseph's, 12/30
Minutes	31 at Towson, 1/10
Field Goals	6, three times
Field Goal Att.	12 at Drexel, 1/15
3-pt. Field Goals	3 vs. Siena, 12/23
3-pt. Field Goal Att.	5 vs. Siena, 12/23
Free Throws	10 vs. James Madison, 1/12
Free Throw Att.	11 vs. James Madison, 1/12

#2 - Chris Prothro

	2003-04 Season Highs	Career
Points	21 at LIU, 12/3	same
Rebounds	5 at LIU, 12/3	8 at VCU, 2/15/03
Assists	2 vs. Siena, 12/23	2, twice
Blocks	1 at Rider, 12/13	n/a
Steals	2, five times	2, seven times
Minutes	19, twice	22 vs. UNC Wilmington, 1/18/03
Field Goals	6 at LIU, 12/3	4, twice
Field Goal Att.	8 at LIU, 12/3	8, twice
3-pt. Field Goals	4 at LIU, 12/3	2, twice
3-pt. Field Goal Att.	5 at LIU, 12/3	5, three times
Free Throws	5 at LIU, 12/3	same
Free Throw Att.	6 at LIU, 12/3	6, three times

#3 - Mike Slattery

	2003-04 Season Highs	Career Highs
Points	20 at Towson, 1/10	22 at UW-Green Bay, 12/28/02
Rebounds	5 at VCU, 1/7	7 vs. VCU, 1/11/03
Assists	10 at Drexel, 1/15	15, twice
Blocks	n/a	1, three times
Steals	5, twice	5, four times
Minutes	43 vs. Wm. &Mary, 1/21 (ot)	45 vs. Drexel, 1/23/03 (ot)
Field Goals	9 at Towson, 1/10	same
Field Goal Att.	13, twice	18 at UW-Green Bay, 12/28/02
3-pt. Field Goals	3, three times	4 at UW-Green Bay, 12/28/02
3-pt. Field Goal Att.	6 vs. Hofstra, 1/3	11 at UW-Green Bay, 12/28/02
Free Throws	11 at UMBC, 12/6	same
Free Throw Att.	16 at UMBC, 12/6	same

#5 - Lebo Maepa

	2003-04 Season Highs
Points	9 vs. George Mason, 1/28
Rebounds	6 vs. George Mason, 1/28
Assists	1, twice
Blocks	1, twice
Steals	2 vs. Siena, 12/23
Minutes	16 vs. George Mason, 1/28
Field Goals	4 vs. George Mason, 1/28
Field Goal Att.	5 vs. George Mason, 1/28
3-pt. Field Goals	n/a
3-pt. Field Goal Att.	n/a
Free Throws	1 vs. George Mason, 1/28
Free Throw Att.	2 vs. George Mason, 1/28

#10 - Mike Ames

	2002-03 Season Highs	Career Highs
Points	30 at Drexel, 1/15	33 at Drexel, 2/9/02
Rebounds	7 at American, 11/25	8 at Old Dominion, 1/15/03 (ot)
Assists	6 at Rider, 12/13	same
Blocks	1 vs. Loyola (MD), 12/10	2 at Old Dominion, 1/15/03 (ot)
Steals	4 at LIU, 12/3	4, three times
Minutes	41 vs. Wm. &Mary, 1/21 (ot)	same
Field Goals	9, twice	11 at Drexel, 2/9/02
Field Goal Att.	16 vs. James Madison, 1/12	18 at Drexel, 2/9/02
3-pt. Field Goals	6, twice	7 at Drexel, 2/9/02
3-pt. Field Goal Att.	12 vs. James Madison, 1/12	13, twice
Free Throws	10 vs. Hofstra, 1/3	10, twice
Free Throw Att.	10 vs. Hofstra, 1/3	10, twice

#12 - Rulon Washington

	2003-04 Season Highs	Career Highs
Points	17 at Mt. St. Mary's, 11/21 (ot)	same
Rebounds	3, twice	5 at Towson, 3/1/03
Assists	5 at Rider, 12/13	1, five times
Blocks	1 at Towson, 1/10	same
Steals	3, twice	same
Minutes	30 at Rider, 12/13	same
Field Goals	7 at Mt. St. Mary's, 11/21 (ot)	same
Field Goal Att.	12 at Rider, 12/13	same
3-pt. Field Goals	3, twice	same
3-pt. Field Goal Att.	5 at Rider, 12/13	6 at La Salle, 11/22/02
Free Throws	2, twice	3 vs. Penn, 12/3/02
Free Throw Att.	2, twice	3, twice

#15 - Herb Courtney

	2003-04 Season Highs
Points	20 vs. Wm. &Mary, 1/21 (ot)
Rebounds	10 vs. Wm. &Mary, 1/21 (ot)
Assists	2 vs. Wm. &Mary, 1/21 (ot)
Blocks	2 vs. Siena, 12/23
Steals	2 vs. George Mason, 1/28
Minutes	24 vs. Wm. &Mary, 1/21 (ot)
Field Goals	8 vs. Wm. &Mary, 1/21 (ot)
Field Goal Att.	11 at James Madison, 1/31
3-pt. Field Goals	3 vs. Wm. &Mary, 1/21 (ot)
3-pt. Field Goal Att.	3, three times
Free Throws	6 at UNC Wilmington, 1/24
Free Throw Att.	6 at UNC Wilmington, 1/24

#24 - Robin Wentt

	2003-04 Season Highs	Career Highs
Points	12 vs. San Francisco, 11/30	13 vs. Bowling Green, 11/18/01
Rebounds	9 at UMBC, 12/6	same
Assists	2, twice	4 at La Salle, 11/22/02
Blocks	2 at American, 11/25	4 vs. Towson, 1/23/02
Steals	2, three times	2, four times
Minutes	36 at Mt. St. Mary's, 11/21 (ot)	same
Field Goals	5 vs. San Francisco, 11/30	5, twice
Field Goal Att.	8, twice	10 at High Point, 12/6/01
3-pt. Field Goals	n/a	2 vs. Bowling Green, 11/18/01
3-pt. Field Goal Att.	n/a	3 vs. Bowling Green, 11/18/01
Free Throws	4 vs. Siena, 12/23	same
Free Throw Att.	4, five times	5 vs. Bowling Green, 11/18/01

#30 - Calvin Smith

	2003-04 Season Highs	Career Highs
Points	14 at American, 11/25	16 vs. LIU, 12/1/02
Rebounds	9 at American, 11/25	11 vs. James Madison, 2/13/03
Assists	2, three times	6 vs. James Madison, 2/13/03
Blocks	3 vs. Siena, 12/23	7 vs. LIU, 12/1/02
Steals	3 vs. Loyola (MD), 12/10	3, three times
Minutes	31 at American, 11/25	31, twice
Field Goals	6 at American, 11/25	7, twice
Field Goal Att.	10 at American, 11/25	12 vs. LIU, 12/1/02
3-pt. Field Goals	n/a	n/a
3-pt. Field Goal Att.	n/a	1 at VCU, 1/14/02
Free Throws	3 vs. San Francisco, 11/30	4 vs. James Madison, 2/13/03
Free Throw Att.	6 at American, 11/25	6, twice

#31 - Raphael Madera

	2003-04 Season Highs
Points	16 vs. Saint Joseph's, 12/30
Rebounds	12 vs. James Madison, 1/12
Assists	1, four times
Blocks	2, three times
Steals	1, seven times
Minutes	30 at UNC Wilmington, 1/24
Field Goals	8 vs. Saint Joseph's, 12/30
Field Goal Att.	11 at Towson, 1/10
3-pt. Field Goals	n/a
3-pt. Field Goal Att.	n/a
Free Throws	5 at James Madison, 1/31
Free Throw Att.	6 at James Madison, 1/31

#33 - Henry Olawoye

	2003-04 Season Highs
Points	7 vs. Old Dominion, 1/17
Rebounds	5, twice
Assists	3 at VCU, 1/7
Blocks	1, six times
Steals	2 vs. Old Dominion, 1/17
Minutes	18 vs. Old Dominion, 1/17
Field Goals	3 vs. Old Dominion, 1/17
Field Goal Att.	5 vs. Old Dominion, 1/17
3-pt. Field Goals	n/a
3-pt. Field Goal Att.	n/a
Free Throws	3 vs. George Mason, 1/28
Free Throw Att.	4, three times

#35 - David Lunn

	2003-04 Season Highs	Career Highs
Points	17 at VCU, 1/7	same
Rebounds	7 at American, 11/25	10 at Towson, 3/1/03
Assists	6 at Rider, 12/13	7 vs. William &Mary, 2/1/03
Blocks	3 at James Madison, 1/31	same
Steals	5 at Towson, 1/10	6 vs. Towson, 1/25/03
Minutes	33, twice	37, twice
Field Goals	6 at VCU, 1/7	6, twice
Field Goal Att.	13 at LIU, 12/3	same
3-pt. Field Goals	2 vs. San Francisco, 11/30	3, twice
3-pt. Field Goal Att.	4, twice	6 at UW-Green Bay, 12/28/02
Free Throws	10 at American, 11/25	same
Free Throw Att.	11 at Mt. St. Mary's, 11/21 (ot)	same

2003-04 Fightin' Blue Hen Miscellaneous Stats

INDIVIDUAL STATS

Led in scoring* '03-04 (w-l)	Career (w-l)	Con.
Mike Ames 13 (8-5)	31 (17-14)	
Mike Slattery 1 (0-1)	6 (1-5)	
Herb Courtney 2 (2-0)	2 (2-0)	1
Raphael Madera 1 (0-1)	1 (0-1)	
Harding Nana 1 (1-0)	1 (1-0)	
Chris Prothro 1 (1-0)	1 (1-0)	
Rulon Washington 1 (1-0)	1 (1-0)	

* includes games tied for team-high

Double-digit pts. '03-04 (w-l)	Career (w-l)	Con.
Mike Ames 15 (10-5)	60 (38-22)	
Mike Slattery 11 (8-3)	30 (18-12)	
David Lunn 7 (5-2)	17 (10-7)	
Harding Nana 5 (3-2)	5 (3-2)	
Robin Wentt 3 (2-1)	6 (4-2)	
Raphael Madera 3 (1-2)	3 (1-2)	
Calvin Smith 2 (1-1)	6 (5-1)	
Rulon Washington 2 (1-1)	3 (2-1)	
Herb Courtney 2 (2-0)	2 (2-0)	1
Chris Prothro 1 (1-0)	3 (1-2)	

20-plus pts. '03-04 (w-l)	Career (w-l)
Mike Ames 6 (5-1)	15 (10-5)
Harding Nana 2 (2-0)	2 (2-0)
Chris Prothro 1 (1-0)	1 (1-0)
Mike Slattery 1 (0-1)	2 (0-2)
Herb Courtney 1 (1-0)	1 (1-0)

30-plus pts. '03-04 (w-l)	Career (w-l)
Mike Ames 1 (0-1)	2 (0-2)

Dunks '03-04	Career
Robin Wentt 9	23
David Lunn 3	4
Chris Prothro 2	3
Herb Courtney 3	3
Henry Olawoye 3	3
Calvin Smith 1	10
Harding Nana 1	1

Led in Rebound.* '03-04	Career	Con.
Harding Nana 6	6	
Calvin Smith 4	13	
Herb Courtney 3	3	
Robin Wentt 2	5	
David Lunn 2	5	
Mike Ames 1	3	
Chris Prothro 1	3	
Raphael Madera 1	1	
Lebo Maepa 1	1	

* includes games tied for team-high

Double-digit reb. '03-04	Career
Harding Nana 2	2
Raphael Madera 1	1
Herb Courtney 1	1
David Lunn -	1
Calvin Smith -	1

Double-digit ast. '03-04	Career
Mike Slattery 1	6

Double-Doubles '03-04	Career
Mike Slattery 1	4
Herb Courtney 1	1
Harding Nana 1	1

Consec. Games Played		
Mike Ames 85	CD - 2/4/01	
Mike Slattery 78	---	
Calvin Smith 54	CD - 12/13/02	
Chris Prothro 43	CD - 12/14/02	
Rulon Washington 22	INJ - 2/26/03	
Robin Wentt 19	INJ - 3/9/03	
Raphael Madera 19	---	
Henry Olawoye 7	CD - 1/10/04	
Herb Courtney 5	CD - 1/15/04	
Lebo Maepa 2	CD - 1/24/04	
David Lunn 2	INJ - 1/24/04	

Consec. Games Started		
Mike Ames 73	First start 12/6/01	
Mike Slattery 60	First start 1/26/02	
Robin Wentt 5	CD - 1/15/04	
Raphael Madera 9	CD - 12/30/03	
David Lunn 2	INJ - 1/24/04	

Consec. Games Played with a 3-pt. FG		
Mike Ames 3	0-0 (W&M, 1/21/04)	
Mike Slattery 1	0-0 (GMU, 1/28/04)	
Rulon Washington 1	0-2 (GMU, 1/28/04)	
Herb Courtney 1	0-1 (GMU, 1/28/04)	
Chris Prothro 1	0-0 (GMU, 1/28/04)	

FT shooting inside final 2:00 of reg.

Game-by-Game	FT-FTA	Result
at Mt.St. Mary's ^	11-13	W 75-72 (ot)
at American	8-11	W 72-63
San Francisco	0-2	L 72-74
at Long Island Univ.	6-8	W 89-76
at UMBC	12-16	W 74-62
Loyola-MD	2-4	W 76-71
at Rider	3-4	L 72-75
Siena	1-2	W 85-59
Saint Joseph's	1-2	L 54-75
Hofstra	4-4	W 66-59
at VCU	0-0	L 72-99
at Towson	3-4	L 68-70
James Madison	5-6	W 80-66
at Drexel	0-0	L 75-82
Old Dominion	1-2	W 64-62
Wm. &Mary ^	8-11	W 93-82 (ot)
at UNC Wilmington	1-1	L 49-50
George Mason	4-8	W 74-65
at James Madison	0-0	W 63-61
at Hofstra		
Towson		
at Wm. &Mary		
at Old Dominion		
UNC Wilmington		
at George Mason		
VCU		
Drexel		

2003-04 Total	70-96	72.9%
2002-03 Total	74-105	70.5%
2001-02 Total	82-101	81.2%
2000-01 Total	70-89	78.7%
1999-2000 Total	144-180	80.0%

^ includes overtime period

Bench Scoring

Game-by-Game	UD-Opp.	Result
at Mt.St. Mary's	26-9	W 75-72 (ot)
at American	20-25	W 72-63
San Francisco	27-28	L 72-74
at Long Island Univ.	37-30	W 89-76
at UMBC	11-24	W 74-62
Loyola-MD	13-27	W 76-71
at Rider	36-26	L 72-75
Siena	35-29	W 85-59
Saint Joseph's	37-10	L 55-74
Hofstra	11-10	W 66-59
at VCU	20-29	L 72-99
at Towson	10-10	L 68-70
James Madison ***	8-15	W 80-66
at Drexel	15-25	L 72-85
Old Dominion	22-20	W 64-62
Wm. &Mary	36-14	W 93-82 (ot)
at UNC Wilmington	19-31	L 49-50
George Mason	31-26	W 74-65
at James Madison	34-12	W 63-61
at Hofstra		
Towson		
at Wm. &Mary		
at Old Dominion		
UNC Wilmington		
at George Mason		
VCU		
Drexel		

2003-04 Total	448-400
2003-04 Avg.	23.6-21.1

*** snapped string of 71 consecutive games in double-figures

2002-03 Avg.	25.1-16.7
2001-02 Avg.	28.3 - 16.4

Second Chance Points

Game-by-Game	UD-Opp.	Result
at Mt.St. Mary's	12-7	W 75-72 (ot)
at American	13-8	W 72-63
San Francisco	16-7	L 72-74
at Long Island Univ.	4-12	W 89-76
at UMBC	8-10	W 74-62
Loyola-MD	5-6	W 76-71
at Rider	11-15	L 72-75
Siena	11-12	W 85-59
Saint Joseph's	9-8	L 54-75
Hofstra	15-12	W 66-59
at VCU	13-14	L 72-99
at Towson	10-4	L 68-70
James Madison	14-4	W 80-66
at Drexel	7-11	L 75-82
Old Dominion	11-4	W 64-62
Wm. &Mary	12-11	W 93-82 (ot)
at UNC Wilmington	19-12	L 49-50
George Mason	5-18	W 74-65
at James Madison	15-18	W 63-61
at Hofstra		
Towson		
at Wm. &Mary		
at Old Dominion		
UNC Wilmington		
at George Mason		
VCU		
Drexel		

2003-04 Total	210-193
2003-04 Average	11.1-10.2

Points off Turnovers

Game-by-Game	UD-Opp.	Result
at Mt.St. Mary's	14-22	W 75-72 (ot)
at American	18-15	W 72-63
San Francisco	16-6	L 72-74
at Long Island Univ.	36-6	W 89-76
at UMBC	16-13	W 74-62
Loyola-MD	12-19	W 76-71
at Rider	15-9	L 72-75
Siena	27-20	W 85-59
Saint Joseph's	18-13	L 54-75
Hofstra	24-13	W 66-59
at VCU	14-25	L 72-99
at Towson	17-20	L 68-70
James Madison	19-19	W 80-66
at Drexel	18-28	L 75-82
Old Dominion	10-20	W 64-62
Wm. &Mary	17-23	W 93-82 (ot)
at UNC Wilmington	4-10	L 49-50
George Mason	15-6	W 74-65
at James Madison	8-19	W 63-61
at Hofstra		
Towson		
at Wm. &Mary		
at Old Dominion		
UNC Wilmington		
at George Mason		
VCU		
Drexel		

2003-04 Totals	318-286
2003-04 Average	16.7-15.1

2003-04 Margins	Wins	Losses
1	1	1
2	1	2
3	1	1
4		
5	1	
6		
7	1	1
8		
9	2	
10		
11-15	4	
16-19		
20+	1	2

Largest lead: 31 vs. Loyola-MD (81-50, 3:19, 2nd)


Largest deficit: 27 vs. VCU (99-72, final)

Under David Henderson, UD is...

overall	61-47
in conference play (reg. season)	38-26
vs. conference teams	42-29
at home	35-13
on the road	21-30
on neutral courts	5-4
home conf. games	23-9
road conf. games	15-17
conf. tourn. games	4-3
50% or better FG	22-2
less than 50% FG	39-45
Opp. shoots 50% FG or better	1-14
Opp. shoots less than 50% FG	60-33
when scoring 70+	45-13
when scoring less than 70	16-37
when opp. score 70+	19-29
when opp. score less than 70	43-18
when leading at half	43-12
when trailing at half	12-31
when tied at half	6-4
in overtime games	5-2
more or equal turnovers	31-34
less turnovers than opp.	30-13
outbounding or equal reb.	35-22
outbounded by opp.	26-25
when leading/tied with 2:00 left	55-4
when leading/tied with 1:00 left	57-4
when trailing with 2:00 left	6-43
when trailing with 1:00 left	4-43
in November	6-8
in December	15-11
in January	22-15
in February	13-10
in March	5-3
in night games (5 pm or later)	50-35
in day games	10-12
on Monday	3-5
on Tuesday	3-1
on Wednesday	10-9
on Thursday	12-5
on Friday	3-1
on Saturday	27-21
on Sunday	3-6
vs. America East teams ##	17-5
vs. Atlantic 10 teams	1-6
vs. Big South teams	2-0
vs. Big Sky teams	1-0
vs. CAATEAMS **	26-25
vs. Horizon League teams	0-2
vs. Ivy League teams	2-1
vs. MAAC teams	5-4
vs. MEAC teams	1-0
vs. Mid-American Conf. teams	0-1
vs. Missouri Valley Conf. teams	1-0
vs. Northeast Conference teams	3-0
vs. Patriot League teams	1-0
vs. Southern Conference teams	1-2
vs. West Coast Conference teams	0-1


** includes non-conference games prior to joining league
includes 16-5 mark as a member of conference

Meet the Blue Hens • Radio/TV Chart




**Harding
Nana**
 61 • Forward
 Sr • 6-8 • 230
 Douala, Cameroon
 Newport School (MD)
 Virginia Tech

___ppg ___rpg ___apg




**Chris
Prothro**
 62 • Forward/ Guard
 Sr • 6-5 • 220
 Atlanta, GA
 SW Atlanta Christian

___ppg ___rpg ___apg




**Mike
Slattery**
 63 • Guard
 Jr • 5-11 • 180
 Philadelphia, PA
 Germantown Academy

___ppg ___rpg ___apg




**Dan
DiNozzi**
 64 • Guard
 Sr • 6-5 • 195
 Middletown, DE
 Middletown HS

___ppg ___rpg ___apg




**Lebo
Maepa**
 65 • Forward
 Fr • 6-8 • 220
 Johannesburg, S. Africa
 Durban HS

___ppg ___rpg ___apg




**Mike
Ames**
 610 • Guard
 Sr • 6-8 • 190
 Phoenixville, PA
 St. Pius X HS

___ppg ___rpg ___apg




**Rulon
Washington**
 612 • Guard
 Sr • 6-4 • 180
 Jacksonville, FL
 Edward White HS

___ppg ___rpg ___apg




**Herb
Courtney**
 615 • Forward
 Fr • 6-7 • 200
 Horsham, PA
 Harboro-Horsham HS

___ppg ___rpg ___apg




**Chris
Metkiff**
 621 • Forward
 Sr • 6-5 • 215
 Merrick, NY
 Kellenberg Memorial

___ppg ___rpg ___apg




**Robin
Wentt**
 624 • Forward
 Jr • 6-7 • 215
 Silver Spring, MD
 Dominican Catholic

___ppg ___rpg ___apg




**Calvin
Smith**
 630 • Forward
 Jr • 6-5 • 210
 Norfolk, VA
 Cranby HS

___ppg ___rpg ___apg




**Raphael
Madera**
 631 • Center
 Fr • 6-10 • 240
 Queens, NY
 Avon Old Farms (CT)

___ppg ___rpg ___apg




**Henry
Olawoye**
 633 • Forward
 Fr • 6-8 • 230
 Weymouth, RI
 St. Mark's Prep (MA)

___ppg ___rpg ___apg



**Octavius
Flowers**
 634 • Forward
 Fr • 6-6 • 200
 Goldsboro, NC
 Community Christian

___ppg ___rpg ___apg



**David
Lunn**
 635 • Guard
 Jr • 6-4 • 200
 Baltimore, MD
 McDonogh HS

___ppg ___rpg ___apg