



University of Delaware Sports Information Men's Basketball News

Scott Selheimer
Sports Information Director

Mike Hirschman
Asst. Director

Pete DiVito, Austin Calhoun
2003-04 Interns

Linda McCormick
Sr. Secretary

Bob Carpenter Center (Overnight: 631 S. College Ave.) • Newark, DE 19716 • 302-831-2186 (phone) • 302-831-8653 (fax) • www.udel.edu/sportsinfo

2003-04 Schedule

N 21 at Mt. St. Mary's.....W 75-72 (ot)
25 at AmericanW 72-63
30 San FranciscoL 72-74
D 3 at Long Island Univ.W 89-76
6 at UMBC.....W 74-62
10 Loyola (MD).....W 76-71
13 at Rider 3 p.m.
23 Siena.....7:30 p.m.
30 Saint Joseph's (TV-CN 8)....8 p.m.
J 3 *Hofstra (TV-FSN)4 p.m.
7 at *VCU.....7:30 p.m.
10 at *Towson (TV-CN 8).....5 p.m.
12 *James Madison7:30 p.m.
15 at *Drexel (TV-CSN-Phila.)..7 p.m.
17 *Old Dominion7:30 p.m.
21 *William & Mary7:30 p.m.
24 at *UNC Wilmington (TV-CAA)..4 p.m.
28 *George Mason7:30 p.m.
31 at *James Madison7 p.m.
F 4 at *Hofstra7 p.m.
7 *Towson (TV-CAANetwork) 4 p.m.
11 at *William & Mary.....7 p.m.
14 at *Old Dominion.....7 p.m.
16 *UNC Wilmington7:30 p.m.
21 at *George Mason4:30 p.m.
25 *VCU.....7:30 p.m.
28 *Drexel7:30 p.m.
M 5-8 CAA TournamentTBA
(Richmond Colis., Richmond, VA)
* CAA game

Athletics Media Relations
Mike Hirschman - Men's BB SID
Office - 302-831-2186
Fax - 302-831-8653
Cell - 302-981-3062
E-mail - mhirsch@udel.edu

Media Notes • Game 7

Delaware (5-1) vs. Rider (4-2)
December 13, 2003 • 3 p.m.
Alumni Gymnasium (1,650) • Lawrenceville, NJ

Probable Starters

2003-04 Stats						
Pos.	No., Name	Yr.	ppg	rpg	apg	Miscellaneous
F	30 Calvin Smith	Jr.	6.5	5.8	1.2	had 14 pts., 9 reb. in win over American
C	31 Raphael Madera	Fr.	4.0	2.3	0.0	first freshman to start opening night since 1991
G	3 Mike Slattery	Jr.	12.5	2.5	6.2	led CAA in assists last yr. at 6.2 apg (No. 18 in NCAA)
G	10 Mike Ames	Sr.	17.7	3.7	2.0	60 consec. starts; 51 career double-figure, 11 20-pt. gms.
G	35 David Lunn	Jr.	13.7	5.3	2.2	10 double-figure scoring games last year, has in all six this yr

Off the Bench

Pos.	No., Name	Yr.	ppg	rpg	apg	Miscellaneous
F	2 Chris Prothro	So.	5.8	2.2	0.0	career-high 21 pts., 10 of them in a 57-second span, vs. LIU
F	4 Dan DiNozzi	So.	---	---	---	walk-on who earned spot in pre-season
F	5 Lebo Maepa (<i>Inj.</i>)	Fr.-r	---	---	---	redshirted last year; recovering from off-season surgery
G	12 Rulon Washington	So.	3.7	1.0	0.5	career-high 17 pts. in opener off the bench (7-8 FG)
G/F	15 Herb Courtney	Fr.	2.2	1.6	0.2	had six points and team-high six rebounds vs. San Francisco
F	21 Chris Metkiff	Fr.	---	---	---	walk-on who earned spot in pre-season
F	24 Robin Wentt	Jr.-r	7.5	5.3	0.8	made his first 7 FGAs of the season, shooting 64.3% FG
F	33 Henry Olawoye	Fr.	3.2	1.2	0.3	has played double-digit minutes in each of first six games
G/F	34 Octavius Flowers	Fr.	---	---	---	Conf. Player of the Year at Comm. Christian HS last year

A pronunciation guide is available on page 2 of tonight's game notes.

NOTE: Harding Nana will be eligible to play December 20 (NCAA transfer rules).

Injury Report

Lebo Maepa will miss at least the first month of the regular season as he continues his rehab from off-season knee surgery. He is expected back around January 1... **Chris Prothro** has had back pains sporadically since the beginning of pre-season. He is day-to-day.

All-time Series

All-Time Series Record: Delaware leads, 30-25
UD vs. Rider at Lawrenceville, NJ: 11-14
UD vs. Rider at Newark, DE (at BCC): 19-7 (3-1)
UD vs. Rider on neutral courts: 0-4

For complete series results, check the opponents section of the UD media guide.

Blue Hens by the Numbers in 2003-04

1-1 ..Home	4-1 ..when leading at halftime	2-0 ..more or = turnovers	2-1 ..in November
4-0 ..Road	1-0 ..when trailing at halftime	2-1 ..less turnovers	3-0 ..in December
0-0 ..Neutral courts	0-0 ..when tied at halftime		0-0 ..in January
0-0 ..vs. CAA at home	4-0 ..leading or tied at 2:00 left	2-0 ..outrebounding or = opp.	0-0 ..in February
0-0 ..vs. CAA on the road	5-0 ..leading or tied at 1:00 left	2-1 ..outrebounded by opp.	0-0 ..in March
1-0 ..in overtime games	1-1 ..trailing with 2:00 left	5-0 ..at night	1-0 ..vs. America East
	0-1 ..trailing with 1:00 left	0-1 ..during the day	0-0 ..vs. Atlantic 10
5-1 ..when scoring 70+ pts.	4-0 ..when Hens score first	0-0 ..on Monday	0-0 ..vs. CAA
0-0 ..when scoring -70 pts.	1-1 ..when opp. score first	1-0 ..on Tuesday	1-0 ..vs. Metro Atlantic Ath. Conf.
3-1 ..when opponents score 70+		2-0 ..on Wednesday	1-0 ..vs. Northeast Conf.
2-0 ..when opponents score -70	1-0 ..winning opening tap	0-0 ..on Thursday	2-0 ..vs. Patriot League
	4-1 ..when losing tap	1-0 ..on Friday	0-1 ..vs. West Coast Conf.
4-1 ..when making 5+ 3-pt FG	2-0 ..shooting 50% + FG	1-0 ..on Saturday	
0-0 ..when making 10+ 3-pt FG	2-1 ...shooting under 50% FG	0-1 ..on Sunday	
	0-0 ..opp. shoot 50% + FG		
	4-1 ..opp. shoot under 50% FG		

Say It Like This...

- Harding Nana (NAH-NAH)
- Chris Prothro (PRO-throw)
- Dan DiNozzi (Deh Nah-zee)
- Lebo (Lay-bo) Maepa (May-puh)
- Rulon (ROO-lahn) Washington
- Raphael Madera (Muh-dare-uh)
- Henry Olawoye (Ohl-uh-way)
- Steve Grootenius (GROO-th-ee-us)

You want numbers?

So you say you're a numbers freak? Try these numbers on for size.

2 - So much for "1" being the loneliest number. At Delaware this season, "2" is the loneliest number. Chris Prothro is the first Blue Hen to wear the No. 2. Of course, part of the reason for that is the No. 2 was illegal in college basketball from 1957-58 to 1999-2000 (as was wearing "1").

3 - The number of times Delaware has rallied from a double-digit halftime deficit to win since 1980-81. UD rallied from down 10 points at half to beat Mt. St. Mary's in the season-opener, the first time UD had done it since Jan. 6, 1993.

4 - The number of times Delaware has lost consecutive home games since the BCC opened in Dec. 1992.

5 - The number of times Delaware has lost when leading with 2:00 left in regulation over the last six-plus seasons. UD is 104-5 when that happens during the span.

6 - When Delaware has a lead of six points or more at halftime, it has won 64 of the last 66 (over six-plus seasons).

33 - That's how many sellouts Delaware has had in the last five seasons at the 5,000-seat Bob Carpenter Center.

99 - This is the 99th season of Delaware basketball.

118 - The number of games Delaware has won in the 11 seasons at the Carpenter Center. UD is 118-33 (.782 pct) at "The Bob" since its opening back on Dec. 1, 1992.

119 - The number of games that Delaware has won leading at the half over the last seven-plus seasons. UD is 119-24 when leading at the half during that span.

387 - UD has made at least one three-pointer in 387 consecutive games. The Blue Hens haven't been shutout from behind the arc since Nov. 28, 1990 at Bucknell.

On the Internet...

University of Delaware athletics information is available via the internet through <http://www.udel.edu/sportsinfo>

Box scores and game stories are usually posted within an hour of the conclusion of each UD basketball game. Cumulative statistics are also updated and posted after each game. Media notes are available in a PDF format within 24 hours of the start of each game.

In addition, live stats are available for all UD home games.

For more information, contact the UD sports information department.

... and on the Air

For the fifth consecutive year, the Blue Hen radio network's flagship station is The Ticket AM-1290. Also on the network are WDOV-AM 1410 (Dover) and WTGM-AM 960 (Salisbury, MD). Mike Corey and Bill Komissaroff call the action on the network. The River 94.7-FM is also carrying all road games beginning Jan. 1.

In addition, many UD basketball games are also broadcast on the UD student station, WVUD-FM 91.3, and WVUD2, the station's internet radio network.

Real Audio links for both broadcasts are available through UD's athletics website.

Delaware will play six games on network TV this season. The Fightin' Blue Hens appear on CN-8 twice, at home against Saint Joseph's and at Towson; on Comcast SportsNet-Philadelphia at Drexel; on Fox SportsNet at home against Hofstra (local coverage TBA); and twice on the CAA Network (locally on Comcast SportsNet-Philadelphia and CSN Mid-Atlantic), at UNC Wilmington and at home against Towson.

All Delaware home games are also shown on STN, the student television network, that is shown on-campus.

CAA Media Teleconference

The CAA will hold its weekly men's basketball media teleconference **each Tuesday, running from January 6 through March 2.** The number to access the teleconference is 888-658-7213. The passcode is available by contacting Tripp Sheppard or Rob Washburn in the CAA office at 804-754-1616.

The teleconference schedule is as follows:

10:10	Tom Pecora, Hofstra
10:20	Jeff Capel, Virginia Commonwealth
10:30	Blaine Taylor, Old Dominion
10:40	Rick Boyages, William & Mary
10:50	Brad Brownell, UNC Wilmington
11:00	Sherman Dillard, James Madison
11:10	Jim Larranaga, George Mason
11:20	Michael Hunt, Towson
11:30	David Henderson, Delaware
11:40	Bruiser Flint, Drexel

David Henderson Show

The David Henderson Show airs each Monday from 7-7:30 p.m. on The Ticket 1290 AM and The River 94.7-FM. (Real Audio links are available at www.udel.edu/sportsinfo/mens_basketball).

Each Monday, the David Henderson Show will come from the legendary Deer Park Tavern on Main Street in downtown Newark.

Coach Henderson is joined by the voice of the Blue Hens Mike Corey for a review of the past week's games, a preview of upcoming action, and a series of questions both from the restaurant audience and listeners via call-in.

During the 2003-04 season, live shows are scheduled for Dec. 1, Dec. 8, Dec. 15, Dec. 22, Dec. 29, Jan. 5, Jan. 12, Jan. 19, Jan. 26, Feb. 2, Feb. 9, Feb. 16, Feb. 23, Mar. 1 and Mar. 8.

Last Meeting vs. Rider

Rider70
DELAWARE60

December 14, 2002 • Carpenter Center

Delaware	MIN	FG	FT	R	A	F	TP
Smith	14	1-3	0-0	3	0	2	2
Hindenlang	31	4-6	2-2	8	2	1	10
Slattery	32	5-15	0-0	0	5	4	13
Ames	21	0-7	2-2	3	0	2	2
Lunn	27	0-3	2-4	2	1	3	2
Washington	11	0-9	0-0	2	0	1	0
Iversen	32	4-9	3-4	10	3	5	15
Sessoms	30	6-13	4-4	9	1	1	16
Totals	200	20-65	13-16	39	12	19	60
		.308	.813	(2)			

Rider	MIN	FG	FT	R	A	F	TP
Wahlmann	24	1-5	0-0	5	2	3	2
Reed	26	5-8	0-0	12	1	0	12
J. Johnson	31	5-16	5-6	4	1	2	17
Taylor	33	6-6	2-3	6	0	1	16
Young	34	2-7	5-6	3	2	1	9
Muniz	22	3-6	5-6	2	1	3	12
White	8	0-1	0-0	1	0	0	0
Minyem	10	0-0	0-0	1	0	2	0
P. Johnson	12	1-2	0-0	2	1	4	2
Totals	200	23-51	17-21	39	8	16	70
		.451	.810	(3)			

Rider	28	42	-	70
Delaware	26	34	-	60

Three-point FG: UD - 7-30, .233 (Iversen, 4-8, Slattery, 3-10, Ames, 0-4, Lunn, 0-3, Washington, 0-5), R - 7-16, .438 (Reed, 2-2, J. Johnson, 2-6, Taylor, 2-2, Muniz, 1-1, Young, 0-4, P. Johnson, 0-1); **Blocks:** UD - 3 (Hindenlang, 2, Sessoms), R - 6 (Taylor, 3, Wahlmann, Reed, Muniz); **Steals:** UD - 7 (Slattery, 4, Iversen, 2, Hindenlang), R - 7 (Reed, 2, Taylor, 2, Muniz, White, P. Johnson); **Turnovers:** UD - 15 (Iversen, 4, Sessoms, 3, Lunn, 3, Slattery, 2, Smith, Ames, Washington), R - 18 (J. Johnson, 5, Taylor, 4, Reed, 2, Young, 2, Wahlmann, Muniz, White, Minyem, P. Johnson); **Technical Foul:** Muniz (R); **Officials:** Stephen Gordon, Joe Lindsay, Robert Robinson; **Attendance:** 4,744

NEWARK, DE -- Jerry Johnson scored 17 points and Robert Taylor added 16 to lead four scorers in double figures as Rider took advantage of some cold shooting by Delaware to post the non-league win...Edwin Muniz came off the bench to add 12 points and center Robert Reed scored 12 points, pulled a game-high 12 rebounds, and hit his first two three-pointers in two years to lead the Broncs...UD lost just its seventh non-league home game in its last 40 outings...Maurice Sessoms came off the bench to score 16 points and pull nine rebounds while Ryan Iversen also came off the bench to add 15 points and a team-high 10 rebounds...Mike Slattery scored 13 points and dished out five assists...Rider became the first visiting team to win in this series since 1989-90, snapping a streak of eight straight wins by the home team...Broncs led from start to finish and used some timely three pointers to produce the win, connecting on 7 of 16 from beyond the three-point arc...the Hens were hurt by cold shooting all evening, missing their first seven shots and not getting on the board until the 14:15 mark of the first half. ...Delaware hit just 30.8 percent of its shots from the field (20 of 65) for the game and connected on just 7 of 30 three-pointers...Mike Ames, who entered the game with an 18-game streak of hitting at least one three-pointer, was 0 for 7 from the field (0-4 from three-point line)...Rulon Washington was 0 for 9 (0-5 from three-point line...after trailing 28-26 at halftime, Delaware cut the lead to one point at 32-31 on an Iversen three-pointer two minutes and 15 seconds into the second half, but the Hens could never gain a share of the lead...after Rider went back up by as much as 11 points, the Hens fought back and cut the lead to five at 54-49 with 6:09 left...but Muniz, who nine seconds earlier had picked up a technical foul, hit an NBA range three-pointer from the top of the key with the shot clocking running down to give Rider some breathing room.

CAA Pre-season Polls

Coaches' Poll	Place	Media Poll
George Mason	1	George Mason
UNC Wilmington	2	VCU
VCU	3	UNC Wilmington
Delaware (T-4)	4	Delaware
Drexel (T-4)	5	Drexel
Old Dominion	6	Old Dominion
Hofstra	7	Hofstra
James Madison	8	James Madison
William & Mary	9	William & Mary
Towson	10	Towson

Pre-season All-CAA

Coaches' Vote	Media Vote
First Team	
Dominic Jones, VCU	Dominic Jones, VCU
Mark Davis, Geo. Mason	Mark Davis, Geo. Mason
Kenny Adeleke, Hofstra	Kenny Adeleke, Hofstra
Adam Hess, Wm. & Mary	Adam Hess, Wm. & Mary
Troy Godwin, VCU	Mike Ames, Delaware
Second Team	
Mike Slattery, Delaware	Mike Slattery, Delaware
Mike Ames, Delaware	Troy Godwin, VCU
Nick George, VCU	John Goldsberry, UNCW
Alex Loughton, ODU	Phil Goss, Drexel
Anthony Terrell, UNCW	Anthony Terrell, UNCW

Three-point Facts

As mentioned previously, Delaware has made at least one three-point field goal in each of the last 387 games dating back to Nov. 28, 1990. Bucknell was the last team to hold Delaware without a three-pointer. The Bison held Delaware to 0-for-2 in a 71-62 Bucknell win in East Coast Conference play.

Putting that into proper perspective, freshman Herb Courtney turned six years old on the day that UD was last held without a three-point field goal.

In all, Delaware has made at least one three-pointer in all but five games (497 out of 502 games) since the implementation of the three-point line throughout the NCAA in 1986-87. (Some conferences had an experimental line before that.)

One of the five games that UD failed to make a three-point field goal was the very first game the rule was in effect. It wasn't until Delaware's second game against Washington College (MD) that Brad Heckert made the first-ever 3-pt. field goal by a Blue Hen. (It came on Dec. 3, 1986 with 13:43 left in the first half.)

The current streak of 387 games was started by Mark Houghton on Dec. 5, 1990 against St. Francis (PA). He hit a three-pointer from the left wing with 4:22 remaining in the first half. UD lost the game, 72-70. That shot, however, began UD's current string.

Furthermore, UD has connected on 200 or more three-pointers in each of the last five seasons. The Blue Hens hit for 251 in 2000-01, breaking the record of 243 from the season before. When they hit 243 trifectas in 1999-2000, that broke the team record of 207 set in 1998-99.

UD has made 10 or more three-pointers 38 times since the rule was implemented.

In fact, UD has made five or more three-pointers in 111 of its last 126 games, including 37 of the last 41.

Second Half "D"

In UD's 15 wins last season, it allowed 31.7 ppg in the second half. In the 14 losses, the number jumped to 39.9 ppg.

In Delaware's opener, the Blue Hens held Mt. St. Mary's to 22 points in the second half on 6-20 FG shooting (after MSM shot 17-32 in the first half).

As Simple as Making Shots

Delaware's success has really just depended on making baskets lately.

In David Henderson's three-plus seasons, Delaware is 54-41. In that span, **25 of 41 losses have come with UD shooting under 40% from the field (5-25 when shooting less than 40%). In 10 of Delaware's losses last season, UD shot less than 40%.**

At the other end of the spectrum, when UD shoots better than 50%, it is 20-1 under Henderson.

Madera Starts the Opener

Raphael Madera started the season-opener, making him the first true freshman to start on opening night for UD since Brian Pearl started at point guard on opening night and just the fourth since 1972 when freshman gained eligibility.

Pearl started at point guard on November 23, 1991 against Division III Washington College.

The last true freshman frontcourt player to start on opening night was Barry Berger. Berger started the opener on November 27, 1984, also against Washington College. He was joined in the starting line-up that night by another true freshman, **Taurence Chisholm**.

Show Them How Its Done

David Henderson's teams have been good free throw shooters in his first three seasons at Delaware.

Henderson showed at CAAMedia day that he practices what he preaches. Henderson, who was a 70% free throw shooter in his career at Duke, made all 10 of his free throw attempts to win the CAA's Charity Free Throw Shooting Contest.

The conference donated \$500 in Henderson's name to the "V" Foundation.

Henderson Hits 50

Delaware coach David Henderson won his 50th game as a head coach in Delaware's win at Mt. St. Mary's to open the season.

After his first three seasons, David Henderson was 49-40. In comparison, since 1966-67, coaches in their first three seasons at Delaware and when they won their 50th game:

- Mike Brey was 50-38 (won 50 in 88 gms.)
- Steve Steinwedel was 42-41 (won 50 in 99 gms.)
- Ron Rainey was 33-46 (won 50 in 141 gms.)
- Don Harnum, Sr. was 47-29 (won 50 in 80 gms.)
- Dan Peterson was 42-26 (won 50 in 83 gms.)

It Starts with Slattery

Mike Slattery took over the starting point guard slot the second half of his freshman season. The move started paying dividends almost immediately.

Slattery, a native of Philadelphia and product of Germantown Academy, had 94 assists as a freshman, while playing just 19.7 minutes per game.

Slattery continued that play last season, while his minutes nearly doubled (from 19.7 to 35.7). **He led the CAA in assists per game at 6.2, which also ranked No. 18 in Division I.** Slattery also ranked eighth in the CAA in steals (1.76) and second in assist/TO ratio (2.32).

Since taking over the starting slot as a freshman, in 47 starts Slattery has 268 assists and just 115 turnovers... a 2.33 ast./TO ratio. In those 47 starts, Slattery has only had a "m i n u s" night (more TO's than a s s i s t s) three times. Slattery has five or more assists in 29 of his last 40 games, including five times already this season.

During Slattery's career, he has played 1820 minutes and committed 138 turnovers... that translates to three turnovers per 40 minutes played or a turnover every 13.2 minutes.

Against UNC Greensboro last year, Slattery had a career-high 15 assists. It was the most by a Blue Hen in 20 years and tied for the second-highest single-game total in school history. It was also a Carpenter Center record.

In that game, Slattery played all 40 minutes and had 15 assists versus just one turnover. **The 15 assists were also one shy of a CAA record.**

Slattery, however, did not stop there. **He had 17 points and 10 assists at Siena. In his 38 minutes, he had just three turnovers.**

He duplicated his 15-assist performance in Delaware's home win against William & Mary. Slattery was one of two players in the nation last year to record multiple 15-assist games. (LIU's Antawn Dobie was the other.)

In UD's 15 wins last season, Slattery had 103 assists (6.9 apg). Slattery has 29 assists in UD's four wins this season.

Of course, distributing the ball is nothing new to Slattery. When he was at Germantown Acad., a big part of his role was getting the ball to a couple of guys by the names of **Matt Walsh**, who made a name for himself as a freshman last year at U. of Florida, **Ted Skuchas**, a redshirt freshman at Vanderbilt, and **Lee Melchioni**, who is in his sophomore season at Duke.

10-Assist Games, 2002-03

Marques Green, St. Bona.	8
Martell Bailey, UIC	6
Mike Slattery, Delaware	5
T.J. Ford, Texas	5
Elliott Prasse-Freeman, Harvard	5
Chris Thomas, Notre Dame	5

The last time...

UD played overtime...

11/21/03 vs. Mt. St. Mary's
(W 75-72)

UD played double-overtime...

2/18/1994 at Northeastern
(W 89-85)

UD scored 100 pts...

3/4/2001 vs. Northeastern
(W 110-66)

UD allowed 100 pts...

2/26/1995 at New Hamp.
(L 111-113)

UD was held under 50 pts...

1/17/2002 at Penn (L 44-50)

UD held opp. under 50 pts...

3/8/2003 vs. George Mason
(W 61-49)

UD made 10 3-pt FGs...

2/19/2003 (11) vs. Hofstra
(L 82-91)

UD allowed 10 3-pt FGs...

12/9/2002 (10) vs. Saint Joseph's
(L 59-77)

A Blue Hen scored 25 pts...

Mike Ames (27) vs. E. Washington,
12/27/02

An opp. scored 25 points...

Landy Thompson (30),
Mt. St. Mary's, 11/21/03

A Blue Hen scored 30 pts...

Mike Ames (33) at Drexel,
2/9/02

An opp. scored 30 pts...

Landy Thompson (30),
Mt. St. Mary's, 11/21/03

A Blue Hen scored 35 pts...

Mike Pegues (38) vs. Hartford,
1/16/1999

An opp. scored 35 pts...

Matt Johnson (42), Vermont,
2/16/1991

A Blue Hen scored 40 pts...

Ken Luck (40) vs. West Chester,
1/27/1982

An opp. scored 40 pts...

Matt Johnson (42), Vermont,
2/16/1991

A Blue Hen grabbed 15 reb...

Ryan Iversen (17) vs. LIU,
12/1/2002

A Blue Hen grabbed 20 reb...

Greg Smith (21) vs. Vermont,
1/12/1997

An opp. grabbed 20 reb...

Scott Drapeau (20), New Hamp.,
3/5/1994

A Blue Hen had 10 assists...

Mike Slattery (12) vs.
Hofstra, 2/19/2002

A Blue Hen had 5 3-pt FGs...

Mike Ames (5-13); Ryan Iversen
(6-9) vs. Wm. & Mary, 2/1/2002

Kanga-ROO

No wonder **Rulon Washington's** nickname is "Roo". It might be short for Kanga-ROO.

Washington, a native of Jacksonville, FL, has a **40-inch vertical leap**.

Washington, who had a career-high 17 points off the bench on 7-8 shooting from the field in Delaware's season-opening win over Mt. St. Mary's, graduated from Edward White HS in the spring of 2001. However, he wasn't recruited by Division I schools (partially because he had four HS coaches in four years), so he chose to stay in Jacksonville and play in Grayson Marshall's midnight league. Marshall, a former Clemson player (1985-88), called Henderson and put him onto "Roo."

He appeared in 22 games last season as a freshman, missing most of February with a separated shoulder.

No Place Like Home

The Blue Hens certainly love to play at the Bob Carpenter Center.

Nicknamed "The Bob" by the UD student body, Delaware has won 66 of its last 80 games on its home floor and is 118-33 at home in "The Bob's" 11 seasons.

That success has continued in the David Henderson era. Delaware is 28-13 at home during Henderson's tenure.

UD has lost consecutive home games just four times since the BCC opened in December 1992 and has never lost three straight at home at the BCC.

While a member of America East, UD was 72-18 against America East members at home. Since switching conferences, Delaware is 9-7 against CAA members.

The Fightin' Blue Hens are successful out of the league, too. UD is 35-8 against non-conference foes at "The Bob", including 21 of the last 25 going back to December 1995.

Home Attendance			
Year	Avg.	SO	
1992-93	3,696	1	
1993-94	3,077	0	
1994-95	3,158	1	
1995-96	3,499	0	
1996-97	3,408	1	
1997-98	3,686	1	
1998-99	4,815	9	
1999-2000	4,989	12	
2000-01	4,848	5	
2001-02	4,948	6	
2002-03	4,697	1	

Blue Hens at the BCC			
	Overall	Conf.*	
1992-93	11-1	7-1	
1993-94	10-3	5-2	
1994-95	8-4	6-2	
1995-96	10-4	7-3	
1996-97	10-5	6-5	
1997-98	13-2	11-1	
1998-99	13-1	11-1	
1999-2000	14-1	10-1	
2000-01	12-2	9-2	
2001-02	8-4	6-3	
2002-03	8-5	5-4	
2003-04	1-1	0-0	
TOTAL	118-33	83-25	

*reg. season & tourn. games

His 57 seconds of fame

The old saying is everyone has his/her 15 minutes of fame.

In the case of sophomore **Chris Prothro**, against LIU it was 57 seconds of fame.

Prothro scored 10 points on three field goals and two free throws in a span of 57 seconds in the first half against Long Island University. Prothro finished the first half with 16 points, five more than his previous career-high of 11, and finished the game with 21 points.

Prothro single-handedly carried the Blue Hens through a 10-1 run to turn a 27-22 deficit into a 32-28 lead. Delaware held that margin into the intermission, 47-43, before pulling away in the second half for an 89-76 win over the Blackbirds.

Ironically, Prothro "staged" his fame in LIU's Schwartz Center - formerly the Brooklyn Paramount Theatre (until 1962 when LIU converted into a gym).

Ready, Ames... Fire!

Mike Ames is on the verge of becoming the most prolific three-point shooter in UD history.

Last year, the Phoenixville, PA product became the **first Fightin' Blue Hen to record 70 or more three pointers in two seasons...** what's more he did in consecutive seasons (73 each of the last two years).

Ames, who has had streaks of 14, 18 and 21 consecutive games with a three-pointer during the last two seasons, **has 176 three-pointers in his collegiate career.** He needs 35 to tie Kestutis Marciulionis' (pronounced Kuh-stoo-tis Mar-sha-loe-nis) career record of 211 three-pointers.

Ames, who is also approaching Marciulionis' three-point attempts record of 611, **is shooting 39.7% for his career**, which ranks him in the Top 10 at UD.

The lone senior of the UD squad, Ames was named to the coaches' second-team All-CAA squad in the pre-season and the media's first-team All-CAA squad.

Ames has 51 double-figure scoring games at Delaware (four this season), including 11 20-point games. He needs 14 points to become the 22nd player at UD to surpass the 1,000 career-point mark.

In addition, **Ames has appeared in 72 consecutive games and has made 60 consecutive starts**, both are the longest streaks among active Blue Hens.

40-minute Men

In recent seasons, Delaware has been a tough team to beat when it has a halftime lead.

Delaware is 108-17 over the last six-plus seasons when leading at the half, including a 39-9 mark during head coach David Henderson's tenure.

That mark gets better when UD is at home. **At the BCC, the Fightin' Blue Hens are 74-9 when leading at the half since the arena opened.** UD has won 63 of the last 69 at home when leading at intermission.

Under David Henderson, Delaware is 22-4 when leading at the half at home.

Furthermore, if Delaware has lead of six points or more at half, the Fightin' Blue Hens are 64-2 over the last six seasons.

What's Back & What's Not

Here's a breakdown of what returns and what doesn't for the Blue Hens this season....

	2002-03	Return	Lost	% Ret.
Points.....	1990.....1179.....	811	59.2%
FG Made.....	702.....418.....	284	59.5%
FG Att.	1719.....1038.....	681	60.4%
3-FG Made	202.....156.....	46	77.3%
3-FG Att.	598.....471.....	127	78.8%
FT Made.....	384.....197.....	187	51.3%
FT Att.	544.....288.....	256	52.9%

Rebounds.....	1028.....615.....	413	59.8%
Off. Reb.....	320.....184.....	136	57.5%
Def. Reb.....	708.....441.....	267	62.3%

Assists	407.....292.....	115	71.8%
Turnovers.....	389.....251.....	138	64.5%
Blocks	108.....59.....	49	54.6%
Steals.....	231.....148.....	83	64.1%
Minutes	5850.....3723.....	2127	63.6%

Not Just Basketball Smart

Some have stated that the combination of **Mike Ames** and **Mike Slattery** might be the best backcourt in the CAA this season.

Ames and Slattery, however, aren't just successful on the basketball court. Both are candidates for academic awards, with GPAs better than 3.0.

Slattery, who was selected to the CAA's All-Academic squad last March, is a candidate for CoSIDA Academic All-America this season. He is a sports management major.

Ames could also be a candidate for Academic All-America this season. He is majoring in criminal justice.

No Splinters on this Squad

David Henderson has used his bench a lot during his tenure at Delaware.

During Henderson's tenure, **the UD bench has scored in double-figures in 90 of 94 games. Currently, Delaware's bench has scored in double-figures in 65 consecutive games.** Delaware's bench was last held to less than 10 points on March 10, 2001 by Hofstra (8) in the America East title game.

Overall last season, Delaware's bench averaged 25.1 ppg, 8.4 ppg more than the opposition. UD scored 20 or more points off the bench in 20 of 29 games.

In the 2001-02 season, UD's bench averaged 28.3 ppg and scored 20 or more points in 27 of 30 games.

The trend has continued thus far this season, despite the graduation of 6th man Ryan Iversen. **UD has gotten 20+ points from its bench in four of the first six games.**

UD Inks McMahon to NLI

University of Delaware's men's basketball coach David Henderson has announced the signing of guard/forward **Sam McMahon** during the National Letter of Intent program's early signing period.

McMahon, 6-5 and 215 lbs., graduated from Jefferson City HS in Missouri last season and is currently enrolled at Bridgton Academy in North Bridgton, ME. A native of Lohman, Missouri, McMahon finished his playing career at Jefferson City ranked first in games played (103), minutes played (2,620), free throws made (377) and free throws attempted (489). He also ranked second in school history in points with 1,411 and third in rebounds with 641.

As a junior, McMahon averaged 14.0 ppg and 7.3 rpg and earned all-district and second-team all-state honors in Class 4A. He led his team to the Missouri 4A Final Four.

Last year, as a senior, McMahon earned all-district honors, scoring more than 500 points in his final season for a 19.0 ppg average.

At Jefferson City, McMahon played soccer, basketball and baseball, including two seasons as a starting pitcher. He was considered by some as one of the Top 10 senior basketball players in the state last year.

Get a Room!

Delaware has lost 12 of its last 14 (dating back to the 2000 NIT loss at Villanova) when it doesn't stay overnight for a road game.

Although unrelated to the statistic, Delaware stayed overnight prior to its games at Mount Saint Mary's and American.

Delaware beat UMBC this year to account for one of the two wins when travelling on game day.

There When It Counted

Delaware has struggled at the free throw line early on this season, although the percentage is up to 66.9% entering today's game. However, UD has gotten it done when it counted the most.

For the season, UD is 39-54 (72.2%) inside the final two minutes of regulation and all of overtime.

Delaware made 11 of 13 at the foul line inside of the 2:00 mark of regulation, including overtime against Mt. St. Mary's. UD had only made 7 out of 20 at the foul line in the first 38 minutes of regulation.

At American, David Lunn made 10 of 10, including 8-of-8 in the final 37 seconds, while the rest of the team shot just 8-for-16 at the line for the game.

At UMBC, Delaware converted on 12 of 16 at the line in the final two minutes. The team shot 25 of 32 for the game.

Now That's a Summer Job!

Dan DiNozzi has an interesting summer job.

DiNozzi, who earned a spot as a walk-on with the team this year after serving as a student-manager last season, **works with the Wilmington Blue Rocks, the Kansas City Royals' Carolina League affiliate, in the summer.**

His duties include serving as Mr. Celery. Mr. Celery is the Blue Rocks' mascot that dances out from behind home plate every time the Blue Rocks score.

DiNozzi, whose brother is CAA Pole Vault Champion Jon DiNozzi, has been Mr. Celery on the weekends each of the last two baseball seasons.

A Tale of Two Teams

Delaware's numbers in its wins and losses during the 2002-03 season:

	Won	Lost
Average Points	72.9	64.0
First Half	34.4	28.6
Second Half	38.5	33.0
3-pt. Field Goal Pct.	37.8	30.5
Field Goal Pct.	44.5	37.1
Field Goal Defense	39.9	47.0
Turnovers	12.1	14.8

Gotta' Score 60

With the CAA known as one of the top defensive leagues around, points are at a premium.

With that said, Delaware is 3-21 over the last four seasons when held to less than 60 points.

Blue Hens Playing Pro

Several former University of Delaware players are playing professionally overseas.

Kestutis Marciulionis, Greg Miller and Ajmal Basit are playing on rival teams in Germany. Miller is with Bohn, while Basit is playing with Leverkusen. In fact, Basit's team eliminated Miller and his Bohn teammates from last year's playoffs. Miller's team is in first place thus far this season, while Basit is averaging 9.5 ppg, 9.5 rpg and shooting 61.2% from the field for his squad, which is in fourth place.

Marciulionis is playing for Bremerhaven in the second division league. In addition, **Mohammed Niang** is also playing in the second division league for Hagen.

Mike Pegues, after a standout summer in Australia, is playing for the Leicester City Riders in England. Pegues, who is UD's all-time leading scorer, was third in the league in scoring in Australia, averaging better than 27 ppg. As of last weekend, he was second in the league in scoring for Leicester at 23.5 ppg.

Ndongo Ndiaye is expected to play this season in Saudi Arabia.

Pecca Arsic is playing for Strasbourg in France's A-League.

Road Warriors

Delaware had already played four road games this season... and is a perfect 4-0.

Delaware's four road wins are currently tied with Toledo for the most on the road this season. Toledo is also on the road today, playing at Detroit this afternoon.

Delaware last opened the season 4-0 away from home in 1998-99. That season, Delaware opened the season with six straight wins on road/neutral courts (the first four on the road before a pair of neutral court wins.).

Delaware has won five straight on the opposition's home floor dating back to last year. The last time UD won five straight on the opponent's floor was in February of 1999.

Working Overtime

• **All-time, the Fightin' Blue Hens are 39-31 in overtime games, 23-10 in Newark.** (A complete list can be found in the UD media guide.)

• **Delaware is 6-2 in overtime games all-time at the BCC.**

• **Under David Henderson, Delaware is 4-2 in overtime games.**

• **The Blue Hens have not had consecutive overtime games since Feb. 3 & 7, 1973.**

In-season Birthdays

• **Lebo Maepa turned 20 on Nov. 26**

• **Herb Courtney turned 19 on Nov. 28**

• **Mike Ames turns 22 on Dec. 23**

• **Mike Slattery turns 21 on Dec. 27**

• **Hardina Nana turns 22 on Jan. 17**

• **Rulon Washington turns 21 on Feb. 1**

• **Chris Prothro turns 20 on Feb. 24**

Phew... Winning the Close Ones

Last year, Delaware was 6-1 in games decided by three points or less.

Delaware is 1-1 in games decided by three points or less, beating Mt. St. Mary's in the opener and suffering a controversial loss at home to San Francisco.

In fact, since Mike Slattery became UD's starting point guard midway through the 2001-02 season, the Fightin' Blue Hens are 8-3 in games decided by three points or less.

Scoring 70

Delaware has opened the season scoring 70 points in six consecutive games.

The last time UD opened the season scoring 70 in five straight was 1998-99, when it scored 70-plus in a school-record seven straight games to open the season.

In fact, prior to this season, UD scored 70 or more in the first five games of a season seven times since 1960 and only nine times in school history (98 previous seasons).

Milestones & Streaks

Mike Ames...

- Has scored in double-figures in 30 of the last 37, including all five this season.

- Has at least one three-pointer in 28 of 30 games, 46 of the last 49 and 60 of the last 65 games.

- Has started 60 consec. games... the longest among active UD players.

- Needs 14 points for 1,000 in his career (would be the 22nd at UD to do so).

- Needs 24 three-point field goals for 200 in his career (would be the third at UD to do so).

Mike Slattery...

- Has appeared in all 65 games in his UD career.

- Has started 47 consecutive games.

- Recorded five or more assists in 19 games last season and has done it in five games this season. He has 197 assists and 79 turnovers in the last 31 games (2.49 ast./TO ratio).

- Recorded his 300th career assist at LIU, making him the 11th at UD to do so. He did in just his 63rd career game. Last season, he recorded his 200th career assist in just his 48th game (at Hofstra last season).

- Has scored in double-figures in 21 of the last 32.

- Has played at least 30 minutes in 31 of the last 32 games (exception was at American this season).

UD Team...

- Has made at least one 3-pt. FG in 387 consec. games.

- Has won 81 of 92 games when scoring 35 or more points in the first half.

- Has lost 16 of its last 18 games when shooting under 40% from the field.

- Has won 20 of 21 under David Henderson when shooting better than 50% from the field.

- Has lost 15 of its last 16 games when the opposition shoots better than 50% from the field.

- Has gotten double-figure points from the bench in 65 straight games.

- Has won 52 of the last 55 home games when scoring 70+ points.

Updating the Career Lists

CAREER POINTS

1. Mike Pegues (1996-2000) - F	2,030
2. Greg Smith (1993-97) - F	1,713
3. Ken Luck (1978-1982) - F	1,613
4. Mark Murray (1988-1992) - G/F	1,559
5. Brian Pearl (1991-95) - G	1,532
6. Alex Coles (1988-92) - F	1,471
7. Oscar Jones (1982-1986) - F	1,387
8. Dave Sysko (1961-1964) - F	1,269
9. Kestutis Marciulionis (1996-2000) - G	1,258
10. Peca Arsic (1994-97) - F	1,237
11. Anthony Wright (1989-93) - F	1,232
12. Ray Crawford (1951-57) - ?	1,205
13. Nate Cloud (1960-1963) - C	1,167
14. Tim Tompkins (1979-84) - G	1,161
15. Taurence Chisholm (1984-88) - G	1,159
16. Spencer Dunkley (1989-93) - C	1,154
17. Mark Mancini (1975-1979) - G	1,107
18. Frank Wickes (1956-59) - F	1,089
19. Pete Mullenberg (1977-81) - C	1,085
20. Jim Smith (1954-17) - G	1,053
21. Tom Carluccio (1975-79) - F	1,016
22. Mike Ames (2000- current) - G	986
23. Barry Berger (1984-88) - F	982
24. Wolfgang Fengler (1971-74) - C	972
25. Loren Pratt (1967-71) - F	965
26. Bob Nack (1971-74) - G	944
Ken Helfand (1969-72) - F	944
28. Tyrone Perry (1995-99) - G	936
29. Tony Tucker (1986-88) - G	885
30. Pete Cloud (1961-64) - F	881
Jack Waddington (1953-56) - C	881

THREE-POINT FIELD GOALS MADE

1. Kestutis Marciulionis (1996-2000)	211
2. Peca Arsic (1994-97)	202
3. Mike Ames (2000-present)	176
4. Tyrone Perry (1995-99)	170
5. Greg Miller (1997-2001)	135
6. John Gordon (1998-2000)	134
7. Brian Pearl (1991-95)	130
8. Robbie Johnson (1991-95)	124
9. Austen Rowland (1999-2002)	122
10. Billy Wells (1999-2001)	112
11. Mark Haughton (1987-91)	110
12. Ryan Iversen (2000-2003)	109
13. Ricky Deadwyler (1989-93)	104
14. Kevin Blackhurst (1989-93)	91
15. Tony Tucker (1986-88)	71
16. Mike Slattery (2001- current)	66

THREE-POINT FIELD GOAL ATTEMPTS

1. Kestutis Marciulionis (1996-2000)	611
2. Peca Arsic (1994-97)	502
3. Tyrone Perry (1995-99)	474
4. Mike Ames (2000-present)	443
5. Greg Miller (1997-2001)	378
6. Austen Rowland (1999-2002)	361
7. Brian Pearl (1991-95)	357
8. Ryan Iversen (2000-03)	324
9. Robbie Johnson (1991-95)	323
10. John Gordon (1998-2000)	312
11. Mark Haughton (1987-91)	308
12. Billy Wells (1999-2001)	272
13. Ricky Deadwyler (1989-93)	268
14. Kevin Blackhurst (1989-93)	262
15. Keith Davis (1996-98)	202
16. Mike Slattery (2001- current)	196

THREE-POINT FIELD GOAL PERCENTAGE

1. John Gordon (1998-2000)	.430
2. Tony Tucker (1986-88)	.413
3. Billy Wells (1999-2001)	.412
4. Peca Arsic (1994-97)	.402
5. Greg Wheeler (1987-88)	.408
6. Tyrone Perry (1995-99)	.397
7. Mike Ames (2000-present)	.397
8. Donald Dutton (1985-87)	.396
9. Brad Heckert (1983-87)	.389
10. Taurence Chisholm (1984-88)	.388
Ricky Deadwyler (1989-93)	.388

ASSISTS

1. Taurence Chisholm (1984-88) - G	877
2. Brian Pearl (1991-95) - G	501
3. John Staudenmayer (1979-83) - G	416
4. Tyrone Perry (1995-99) - G	376
5. Rob Garner (1993-96) - G	369
6. Tom Campbell (1977-81) - G	360
7. Mark Mancini (1975-79) - G	357
8. Bill Sullivan (1972-74) - G	349
9. Mark Haughton (1987-91) - G	332
10. Mike Slattery (2001- current) - G	310
11. Rick Meccariello (1976-79) - G	304
12. Austen Rowland (1999-2002) - G	289
13. Mark Murray (1988-92) - G/F	281

BLOCKED SHOTS

1. Spencer Dunkley (1989-93) - C	195
2. John Bennett (1995-99) - C	148
3. Ndong Ndiaye (1998-2000) - F	110
4. Alex Coles (1988-92) - F	107
5. Pete Mullenberg (1977-81) - C	106
6. Denard Montgomery (1988-92) - C	93
7. Ajmal Basit (2000-01) - F	81
8. Mike Pegues (1996-2000) - F	72
9. Maurice Sessoms (2000-2003) - F	69
10. Patrick Evans (1991-96) - C	51
11. Calvin Smith (2001- current) - F	50
12. Brian Angielski (1981-84) - F	47
Steve Jennings (1984-88) - C	47

UD under David Henderson...

- Delaware is 54-41 overall
- Delaware is 32-22 in conf. regular season action
- The Blue Hens are 29-12 at home (Bob Carpenter Center)
- In home openers, Delaware is 3-1
- In season-openers, Delaware is 2-2
- Delaware is 20-1 when it shoots 50% or better from the field
- Delaware is 39-9 when it is leading at halftime (at home, 21-4 when leading at half)
- Delaware is 49-4 when leading or tied with 2:00 to play in regulation
- Delaware is 51-4 when leading or tied with 1:00 to play in regulation
- Delaware is 28-7 when it scores 35 points or more in the first half
- Delaware is shooting 75.9% at the line inside of the 2:00 mark (265-349)
- Delaware is averaging 7.4 three-point field goals per game (702 total)
- Delaware has made 10 or more three-point field goals 18 times
- Delaware is averaging 70.6 ppg (6,706 total)
- Delaware is shooting 43.2% from the field (2378-5503)
- Delaware is shooting 35.6% from three-point range (702-1971)
- Opponents have been held under 60 points 25 times (21-4 in those games)

UD Coaching Records

Mike Brey	99-51	.660
H.B. Shipley	35-19	.648
Fred Emmerson	66-41	.617
Dan Peterson	69-49	.585
Steve Steinwedel	163-121	.574
David Henderson	54-41	.568
Don Harnum	69-57	.548
Joseph Brunansky	24-30	.444
D. Kenneth Stears	7-9	.438
Z. Edmund Prince	7-9	.438
Flucie Stewart	7-9	.438
Samuel Saunders	3-4-1	.438
Irv Wisniewski	111-154	.419
William J. McAvoy	58-83	.411
Stephen Grenda	13-19	.406
Gerald P. Doherty	43-64-1	.402
Ron Rainey	91-147	.382
E. Emery Adkins	14-23	.378
Lyal Clark	6-10	.375
J.J. Rothrock	17-33	.340
William Murray	3-9	.250
Frank Forstburg	6-23	.207



Henderson's Team vs.

Opponent	H	A	Over.
American.....	0-0	1-0	1-0
Boston Univ.	1-0	1-0	2-0
Bowling Green	0-0	0-0	0-1
Butler	0-0	0-0	0-1
Charleston So.	0-0	0-0	1-0
C. of Charleston....	0-0	0-1	0-1
Delaware St.	1-0	0-0	1-0
Drexel.....	2-1	0-3	3-4
E. Washington	0-0	0-0	1-0
George Mason	0-2	1-2	2-4
Hartford	1-0	1-0	2-0
High Point	0-0	1-0	1-0
Hofstra	1-2	1-3	2-5
James Madison	2-0	2-0	4-0
La Salle	1-0	0-1	1-1
Long Island Univ. .	1-0	1-0	2-0
Loyola (MD)	2-0	0-1	2-1
Maine	0-1	0-1	0-2
Mount St. Mary's ..	0-0	1-0	1-0
New Hampshire	1-0	1-0	2-0
Northeastern	2-0	1-0	3-0
Old Dominion	2-0	1-1	3-1
Pennsylvania	2-0	0-1	2-1
Rider	1-1	0-1	1-2
Saint Joseph's	0-1	0-2	0-3
San Francisco	0-1	0-0	0-1
Siena	0-0	1-0	1-0
Temple	0-0	0-1	0-1
Towson.....	3-1	2-1	5-2
UMBC	0-0	1-0	1-0
UNC Greensboro....	1-0	0-1	1-1
UNC Wilmington ..	0-2	1-1	1-5
UW-Green Bay	0-0	0-1	0-1
VCU	2-0	0-2	2-2
Vermont	1-0	1-0	2-0
Wichita State	0-0	0-0	1-0
William & Mary	2-0	1-1	3-1
TOTALS.....	29-1220-25*	54-41	
	*5-4 on neutral courts		

2003-04 Season & Career Highs

2 – Chris Prothro

	2003-04 Season Highs	Career
Points	21 at LIU, 12/3	same
Rebounds	5 at LIU, 12/3	8 at VCU, 2/15/03
Assists	n/a	2 at VCU, 2/15/03
Blocks	n/a	n/a
Steals	2, twice	2, four times
Minutes	16 at LIU, 12/3	22 vs. UNC Wilmington, 1/18/03
Field Goals	6 at LIU, 12/3	4, twice
Field Goal Att.	8 at LIU, 12/3	8, twice
3-pt. Field Goals	4 at LIU, 12/3	2, twice
3-pt. Field Goal Att.	5 at LIU, 12/3	5, three times
Free Throws	5 at LIU, 12/3	same
Free Throw Att.	6 at LIU, 12/3	6, three times

3 – Mike Slattery

	2003-04 Season Highs	Career Highs
Points	17 vs. Loyola (MD), 12/10	22 at UW-Green Bay, 12/28/02
Rebounds	4, three times	7 vs. VCU, 1/11/03
Assists	9 at LIU, 12/3	15, twice
Blocks	n/a	1, three times
Steals	4, twice	5, twice
Minutes	35, twice	45 vs. Drexel, 1/23/03 (ot)
Field Goals	6 vs. Loyola (MD), 12/10	8 at UW-Green Bay, 12/28/02
Field Goal Att.	11 at LIU, 12/3	18 at UW-Green Bay, 12/28/02
3-pt. Field Goals	3 vs. Loyola (MD), 12/10	4 at UW-Green Bay, 12/28/02
3-pt. Field Goal Att.	5 vs. San Francisco, 11/30	11 at UW-Green Bay, 12/28/02
Free Throws	11 at UMBC, 12/6	same
Free Throw Att.	16 at UMBC, 12/6	same

#10 – Mike Ames

	2002-03 Season Highs	Career Highs
Points	24 at UMBC, 12/6	33 at Drexel, 2/9/02
Rebounds	7 at American, 11/25	8 at Old Dominion, 1/15/03 (ot)
Assists	4, twice	same
Blocks	1 vs. Loyola (MD), 12/10	2 at Old Dominion, 1/15/03 (ot)
Steals	4 at LIU, 12/3	4, three times
Minutes	33, twice	37 at Old Dominion, 1/15/03 (ot)
Field Goals	8 at UMBC, 12/6	11 at Drexel, 2/9/02
Field Goal Att.	13, twice	18 at Drexel, 2/9/02
3-pt. Field Goals	4 at UMBC, 12/6	7 at Drexel, 2/9/02
3-pt. Field Goal Att.	7, three times	13, twice
Free Throws	7 at Mt. St. Mary's, 11/21 (ot)	10 at UW-Green Bay, 12/28/02
Free Throw Att.	7 at Mt. St. Mary's, 11/21 (ot)	10 at UW-Green Bay, 12/28/02

#12 – Rulon Washington

	2003-04 Season Highs	Career Highs
Points	17 at Mt. St. Mary's, 11/21 (ot)	same
Rebounds	3 at American, 11/25	5 at Towson, 3/1/03
Assists	1, twice	1, five times
Blocks	n/a	n/a
Steals	1 vs. Loyola (MD), 12/10	1, twice
Minutes	29 at Mt. St. Mary's, 11/21 (ot)	17 at Siena, 12/21/02
Field Goals	7 at Mt. St. Mary's, 11/21 (ot)	same
Field Goal Att.	8 at Mt. St. Mary's, 11/21 (ot)	9 vs. Rider, 12/14/02
3-pt. Field Goals	3 at Mt. St. Mary's, 11/21 (ot)	same
3-pt. Field Goal Att.	3 at Mt. St. Mary's, 11/21 (ot)	6 at La Salle, 11/22/02
Free Throws	n/a	3 vs. Penn, 12/3/02
Free Throw Att.	n/a	3, twice

#15 – Herb Courtney

	2003-04 Season Highs
Points	6 vs. San Francisco, 11/30
Rebounds	6 vs. San Francisco, 11/30
Assists	1 vs. Loyola (MD), 12/10
Blocks	1 vs. Loyola (MD), 12/10
Steals	1 vs. San Francisco, 11/30
Minutes	13 vs. San Francisco, 11/30
Field Goals	2, twice
Field Goal Att.	4 vs. San Francisco, 11/30
3-pt. Field Goals	n/a
3-pt. Field Goal Att.	n/a
Free Throws	2 vs. San Francisco, 11/30
Free Throw Att.	2 vs. San Francisco, 11/30

#24 – Robin Wentt

	2003-04 Season Highs	Career Highs
Points	12 vs. San Francisco, 11/30	13 vs. Bowling Green, 11/18/01
Rebounds	9 at UMBC, 12/6	same
Assists	2, twice	4 at La Salle, 11/22/02
Blocks	2 at American, 11/25	4 vs. Towson, 1/23/02
Steals	2 vs. San Francisco, 11/30	2, twice
Minutes	36 at Mt. St. Mary's, 11/21 (ot)	same
Field Goals	5 vs. San Francisco, 11/30	5, twice
Field Goal Att.	8 vs. San Francisco, 11/30	10 at High Point, 12/6/01
3-pt. Field Goals	n/a	2 vs. Bowling Green, 11/18/01
3-pt. Field Goal Att.	n/a	3 vs. Bowling Green, 11/18/01
Free Throws	3 at LIU, 12/3	3, three times
Free Throw Att.	4, three times	5 vs. Bowling Green, 11/18/01

#30 – Calvin Smith

	2003-04 Season Highs	Career Highs
Points	14 at American, 11/25	16 vs. LIU, 12/1/02
Rebounds	9 at American, 11/25	11 vs. James Madison, 2/13/03
Assists	2, twice	6 vs. James Madison, 2/13/03
Blocks	2, twice	7 vs. LIU, 12/1/02
Steals	3 vs. Loyola (MD), 12/10	3, three times
Minutes	31 at American, 11/25	31, twice
Field Goals	6 at American, 11/25	7, twice
Field Goal Att.	10 at American, 11/25	12 vs. LIU, 12/1/02
3-pt. Field Goals	n/a	n/a
3-pt. Field Goal Att.	n/a	1 at VCU, 1/14/02
Free Throws	3 vs. San Francisco, 11/30	4 vs. James Madison, 2/13/03
Free Throw Att.	6 at American, 11/25	6, twice

#31 – Raphael Madera

	2003-04 Season Highs
Points	9, twice
Rebounds	6 at UMBC, 12/6
Assists	n/a
Blocks	2 at American, 11/25
Steals	1 at UMBC, 12/6
Minutes	24 at UMBC, 12/6
Field Goals	4, twice
Field Goal Att.	8 at American, 11/25
3-pt. Field Goals	n/a
3-pt. Field Goal Att.	n/a
Free Throws	1, twice
Free Throw Att.	2, twice

#33 – Henry Olawoye

	2003-04 Season Highs
Points	6 vs. San Francisco, 11/30
Rebounds	4 at UMBC, 12/6
Assists	1, twice
Blocks	1, twice
Steals	n/a
Minutes	15 at UMBC, 12/6
Field Goals	2 at UMBC, 12/6
Field Goal Att.	4 at American, 11/25
3-pt. Field Goals	n/a
3-pt. Field Goal Att.	n/a
Free Throws	2 vs. San Francisco, 11/30
Free Throw Att.	4 vs. San Francisco, 11/30

#35 – David Lunn

	2003-04 Season Highs	Career Highs
Points	16 vs. Loyola (MD), 12/10	same
Rebounds	7 at American, 11/25	10 at Towson, 3/1/03
Assists	4 vs. Loyola (MD), 12/10	7 vs. William & Mary, 2/1/03
Blocks	2 vs. San Francisco, 11/30	same
Steals	4 at American, 11/25	6 vs. Towson, 1/25/03
Minutes	33 vs. Loyola (MD), 12/10	37, twice
Field Goals	5, twice	6 at VCU, 2/15/03
Field Goal Att.	13 at LIU, 12/3	same
3-pt. Field Goals	2 vs. San Francisco, 11/30	3, twice
3-pt. Field Goal Att.	4 vs. Loyola (MD), 12/10	6 at UW-Green Bay, 12/28/02
Free Throws	10 at American, 11/25	7, twice
Free Throw Att.	11 at Mt. St. Mary's, 11/21 (ot)	same

2003-04 Fightin' Blue Hen Miscellaneous Stats

INDIVIDUALSTATS

Led in scoring* '03-04 (w-l)	Career (w-l)	Con.
Mike Ames 5 (4-1)	23(13-10)	2
Mike Slattery - (0-0)	5 (1-4)	
Chris Prothro 1 (1-0)	1 (1-0)	
Rulon Washington 1 (1-0)	1 (1-0)	

* includes games tied for team-high

Double-digit pts. '03-04 (w-l)	Career (w-l)	Con.
Mike Ames 6 (5-1)	51(33-18)	6
Mike Slattery 4 (4-0)	23(14-9)	3
David Lunn 6 (5-1)	16(10-6)	6
Calvin Smith 1 (1-0)	5 (5-0)	
Robin Wentt 1 (0-1)	4 (2-2)	
Chris Prothro 1 (1-0)	3 (1-2)	
Rulon Washington 1 (1-0)	2 (2-0)	

20-plus pts. '03-04 (w-l)	Career (w-l)
Mike Ames 2 (2-0)	11 (7-4)
Chris Prothro 1 (1-0)	1 (1-0)
Mike Slattery - (0-1)	1 (0-1)

Dunks '03-04	Career
Robin Wentt 5	19
Chris Prothro 2	3
Calvin Smith 1	10
Henry Olawoye 1	1
Herb Courtney 1	1
David Lunn 1	2

Led in Rebound.* '03-04	Career	Con.
Calvin Smith 3	12	
Robin Wentt 2	5	2
David Lunn -	3	
Mike Ames 1	3	
Chris Prothro 1	3	
Herb Courtney 1	1	

* includes games tied for team-high

Double-digit reb. '03-04	Career
David Lunn -	1
Calvin Smith -	1

Double-digit ast. '03-04	Career
Mike Slattery 5	5

Double-Doubles '02-03	Career
Mike Slattery 3	3

Consec. Games Played	
Mike Ames 72	CD - 2/4/01
Mike Slattery 65	---
Calvin Smith 41	CD - 12/13/02
David Lunn 35	INJ - 3/5/02
Chris Prothro 30	CD - 12/14/02
Rulon Washington 9	INJ - 2/26/03
Robin Wentt 6	INJ - 3/9/03
Raphael Madera 6	---
Henry Olawoye 6	---
Herb Courtney 4	CD - 11/25/03

Consec. Games Started	
Mike Ames 60	First start 12/6/01
Mike Slattery 47	First start 1/26/02
David Lunn 10	CD - 2/22/03
Calvin Smith 3	CD - 11/30/03
Raphael Madera 2	CD - 12/3/03

Consec. Games Played with a 3-pt. FG	
Mike Ames 5	0-2 (MSM, 11/21/03)
Mike Slattery 2	0-2 (LIU, 12/3/03)
David Lunn 1	0-1 (UMBC, 12/6/03)

FT shooting inside final 2:00 of reg.

Game-by-Game	FT-FTA	Result
at Mt.St. Mary's ^	11-13	W 75-72 (ot)
at American	8-11	W 72-63
San Francisco	0-2	L 72-74
at Long Island Univ.	6-8	W 89-76
at UMBC	12-16	W 74-62
Loyola-MD	2-4	W 76-71
at Rider		
Siena		
Saint Joseph's		
Hofstra		
at VCU		
at Towson		
James Madison		
at Drexel		
Old Dominion		
Wm. &Mary		
at UNC Wilmington		
George Mason		
at James Madison		
at Hofstra		
Towson		
at Wm. &Mary		
at Old Dominion		
UNC Wilmington		
at George Mason		
VCU		
Drexel		

2003-04 Total	39-54	72.2%
2002-03 Total	74-105	70.5%
2001-02 Total	82-101	81.2%
2000-01 Total	70-89	78.7%
1999-2000 Total	144-180	80.0%

^ includes overtime period

Bench Scoring

Game-by-Game	UD-Opp.	Result
at Mt.St. Mary's	26-9	W 75-72 (ot)
at American	20-25	W 72-63
San Francisco	27-28	L 72-74
at Long Island Univ.	37-30	W 89-76
at UMBC	11-24	W 74-62
Loyola-MD	13-27	W 76-71
at Rider		
Siena		
Saint Joseph's		
Hofstra		
at VCU		
at Towson		
James Madison		
at Drexel		
Old Dominion		
at VCU		
at UNC Wilmington		
George Mason		
at James Madison		
at Hofstra		
Towson		
at Wm. &Mary		
at Old Dominion		
UNC Wilmington		
at George Mason		
VCU		
Drexel		

2003-04 Total	134-143
2003-04 Avg.	22.3-23.8
2002-03 Avg.	25.1-16.7
2001-02 Avg.	28.3-16.4

Second Chance Points

Game-by-Game	UD-Opp.	Result
at Mt.St. Mary's	12-7	W 75-72 (ot)
at American	13-8	W 72-63
San Francisco	16-7	L 72-74
at Long Island Univ.	4-12	W 89-76
at UMBC	8-10	W 74-62
Loyola-MD	5-6	W 76-71
at Rider		
Siena		
Saint Joseph's		
Hofstra		
at VCU		
at Towson		
James Madison		
at Drexel		
Old Dominion		
Wm. &Mary		
at UNC Wilmington		
George Mason		
at James Madison		
at Hofstra		
Towson		
at Wm. &Mary		
at Old Dominion		
UNC Wilmington		
at George Mason		
VCU		
Drexel		

2003-04 Total	58-50
2003-04 Average	9.7-8.3

Points off Turnovers

Game-by-Game	UD-Opp.	Result
at Mt.St. Mary's	14-22	W 75-72 (ot)
at American	18-15	W 72-63
San Francisco	16-6	L 72-74
at Long Island Univ.	36-6	W 89-76
at UMBC	16-13	W 74-62
Loyola-MD	12-19	W 76-71
at Rider		
Siena		
Saint Joseph's		
Hofstra		
at VCU		
at Towson		
James Madison		
at Drexel		
Old Dominion		
Wm. &Mary		
at UNC Wilmington		
George Mason		
at James Madison		
at Hofstra		
Towson		
at Wm. &Mary		
at Old Dominion		
UNC Wilmington		
at George Mason		
VCU		
Drexel		

2003-04 Totals	112-81
2003-04 Average	18.7-13.5

2003-04 Margins	Wins	Losses
1		
2		1
3	1	
4		
5	1	
6		
7		
8		
9	1	
10		
11-15	2	
16-19		
20+		

Largest lead: 19 vs. Loyola-MD (33-14, 4:54, 1st)

Largest deficit: 13 at Mt.St. Mary's (34-21, 3:25, 1st)


Under David Henderson, UD is...

overall	54-41
in conference play (reg. season)	32-22
vs. conference teams	36-25
at home	29-12
on the road	20-25
on neutral courts	5-4
home conf. games	18-9
road conf. games	14-13
conf. tourn. games	4-3
50% or better FG	20-1
less than 50% FG	34-40
Opp. shoots 50% FG or better	1-13
Opp. shoots less than 50% FG	53-28
when scoring 70+	41-10
when scoring less than 70	13-34
when opp. score 70+	18-24
when opp. score less than 70	36-17
when leading at half	39-9
when trailing at half	9-28
when tied at half	6-4
in overtime games	4-2
more or equal turnovers	28-29
less turnovers than opp.	26-12
outbounding or equal reb.	30-19
outbounded by opp.	24-22
when leading/tied with 2:00 left	49-4
when leading/tied with 1:00 left	52-4
when trailing with 2:00 left	5-37
when trailing with 1:00 left	2-37
in November	6-8
in December	14-9
in January	16-11
in February	13-10
in March	5-3
in night games	45-31
in day games	9-10
on Monday	2-5
on Tuesday	2-0
on Wednesday	8-8
on Thursday	12-4
on Friday	3-1
on Saturday	24-18
on Sunday	3-6
vs. America East teams ##	17-5
vs. Atlantic 10 teams	1-5
vs. Big South teams	2-0
vs. Big Sky teams	1-0
vs. CAATEams **	20-21
vs. Horizon League teams	0-2
vs. Ivy League teams	2-1
vs. MAAC teams	4-3
vs. MEAC teams	1-0
vs. Mid-American Conf. teams	0-1
vs. Missouri Valley Conf. teams	1-0
vs. Northeast Conference teams	3-0
vs. Patriot League teams	1-0
vs. Southern Conference teams	1-2
vs. West Coast Conference teams	0-1

** includes non-conference games prior to joining league


includes 16-5 mark as a member of conference

Meet the Blue Hens • Radio/TV Chart




**Harding
Nana**
 61 • Forward
 Sr • 6-8 • 230
 Douala, Cameroon
 Newport School (MD)
 Virginia Tech

___ppg ___rpg ___apg




**Chris
Prothro**
 62 • Forward/ Guard
 Sr • 6-5 • 220
 Atlanta, GA
 SW Atlanta Christian

___ppg ___rpg ___apg




**Mike
Slattery**
 63 • Guard
 Jr • 5-11 • 180
 Philadelphia, PA
 Germantown Academy

___ppg ___rpg ___apg




**Dan
DiNozzi**
 64 • Guard
 Sr • 6-5 • 195
 Middletown, DE
 Middletown HS

___ppg ___rpg ___apg




**Lebo
Maepa**
 65 • Forward
 Fr • 6-8 • 220
 Johannesburg, S. Africa
 Durban HS

___ppg ___rpg ___apg




**Mike
Ames**
 610 • Guard
 Sr • 6-8 • 190
 Phoenixville, PA
 St. Pius X HS

___ppg ___rpg ___apg




**Rulon
Washington**
 612 • Guard
 Sr • 6-4 • 180
 Jacksonville, FL
 Edward White HS

___ppg ___rpg ___apg




**Herb
Courtney**
 615 • Forward
 Fr • 6-7 • 200
 Horsham, PA
 Harboro-Horsham HS

___ppg ___rpg ___apg




**Chris
Metkiff**
 621 • Forward
 Sr • 6-5 • 215
 Merrick, NY
 Kellenberg Memorial

___ppg ___rpg ___apg




**Robin
Wentt**
 624 • Forward
 Jr • 6-7 • 215
 Silver Spring, MD
 Dominican Catholic

___ppg ___rpg ___apg




**Calvin
Smith**
 630 • Forward
 Jr • 6-5 • 210
 Norfolk, VA
 Cranby HS

___ppg ___rpg ___apg




**Raphael
Madera**
 631 • Center
 Fr • 6-10 • 240
 Queens, NY
 Avon Old Farms (CT)

___ppg ___rpg ___apg




**Henry
Olawoye**
 633 • Forward
 Fr • 6-8 • 230
 Weymouth, RI
 St. Mark's Prep (MA)

___ppg ___rpg ___apg



**Octavius
Flowers**
 634 • Forward
 Fr • 6-6 • 200
 Goldsboro, NC
 Community Christian

___ppg ___rpg ___apg



**David
Lunn**
 635 • Guard
 Jr • 6-4 • 200
 Baltimore, MD
 McDonogh HS

___ppg ___rpg ___apg