



# University of Delaware Sports Information Men's Basketball News

Scott Selheimer  
Sports Information Director

Mike Hirschman  
Asst. Director

Pete DiVito, Austin Calhoun  
2003-04 Interns

Linda McCormick  
Sr. Secretary

Bob Carpenter Center (Overnight: 631 S. College Ave.) • Newark, DE 19716 • 302-831-2186 (phone) • 302-831-8653 (fax) • www.udel.edu/sportsinfo

## 2003-04 Schedule

|          |                                 |               |
|----------|---------------------------------|---------------|
| N 21     | at Mt. St. Mary's.....          | W 75-72 (ot)  |
| 25       | at American .....               | W 72-63       |
| 30       | San Francisco .....             | L 72-74       |
| D 3      | at Long Island Univ. ....       | W 89-76       |
| 6        | at UMBC.....                    | W 74-62       |
| 10       | Loyola (MD).....                | W 76-71       |
| 13       | at Rider .....                  | L 72-75       |
| 23       | Siena .....                     | W 85-59       |
| 30       | Saint Joseph's (TV-CN 8) ..     | L 54-75       |
| J 3      | *Hofstra (TV-FSN).....          | W 66-59       |
| 7        | at *VCU .....                   | L 72-99       |
| 10       | at *Towson (TV-CN 8) .....      | L 68-70       |
| 12       | *James Madison .....            | W 80-66       |
| 15       | at *Drexel (TV-CSN-Phila.)      | L 75-82       |
| 17       | *Old Dominion .....             | W 64-62       |
| 21       | *William & Mary.....            | W 93-82 (ot)  |
| 24       | at *UNC Wilm. (TV-CAA)....      | L 49-50       |
| 28       | *George Mason .....             | W 74-65       |
| 31       | at *James Madison.....          | W 63-61       |
| F 4      | at *Hofstra .....               | L 61-63       |
| <b>7</b> | <b>*Towson (TV-CAA) .....</b>   | <b>2 p.m.</b> |
| 11       | at *William & Mary.....         | 7 p.m.        |
| 14       | at *Old Dominion.....           | 7 p.m.        |
| 16       | *UNC Wilmington .....           | 7:30 p.m.     |
| 21       | at *George Mason .....          | 4:30 p.m.     |
| 25       | *VCU.....                       | 7:30 p.m.     |
| 28       | *Drexel .....                   | 7:30 p.m.     |
| M 5-8    | CAA Tournament .....            | TBA           |
|          | (Richmond Colis., Richmond, VA) |               |

\* CAA game

## Media Notes • Game 21

Delaware (12-8, 6-5) vs. Towson (6-14, 3-8)  
February 8, 2004 • 2:07 p.m. (TV: CAA Network)  
Bob Carpenter Center (5,000) • Newark, DE

## Probable Starters

| 2003-04 Stats |     |                |       |      |     |     |   |
|---------------|-----|----------------|-------|------|-----|-----|---|
| Pos.          | No. | Name           | Yr.   | ppg  | rpg | apg | Miscellaneous   |
| C             | 31  | Raphael Madera | Fr.   | 5.3  | 3.8 | 0.2 | 16 pts. vs. Saint Joseph's; 12 rebounds vs. James Madison           |
| F             | 24  | Robin Wentt    | Jr.-r | 6.3  | 4.5 | 0.5 | 17 pts., 14 reb. vs. Hofstra; team-best 54.4 FG pct.                |
| G             | 3   | Mike Slattery  | Jr.   | 10.7 | 2.5 | 6.0 | 21st in Div. I in assists; 11th in Div. I. in ast./TO ratio (+2.76) |
| G             | 10  | Mike Ames      | Sr.   | 16.6 | 3.1 | 2.2 | No. 4 in CAA in scoring; No. 2 in 3-FG pct. (42.0%)                 |
| G             | 35  | David Lunn     | Jr.   | 8.7  | 4.3 | 1.6 | career-high 17 pts. at VCU; starting in place of Nana               |

## Off the Bench

| Pos. | No. | Name                         | Yr.   | ppg  | rpg | apg | Miscellaneous  |
|------|-----|------------------------------|-------|------|-----|-----|--|
| F    | 1   | Harding Nana ( <i>inj.</i> ) | So.-r | 11.3 | 7.5 | 0.8 | 19 pts., 11 reb. vs. Wm. & Mary (9 pts. in OT, 15 in the final 5:21) |
| F    | 2   | Chris Prothro                | So.   | 3.5  | 1.5 | 0.2 | career-high 21 pts., 10 of them in a 57-second span, vs. LIU         |
| F    | 4   | Dan DiNozzi                  | So.   | ---  | --- | --- | walk-on who earned spot in pre-season                                |
| F    | 5   | Lebo Maepa                   | Fr.-r | 1.7  | 1.6 | 0.2 | 9 pts. and team-high 6 reb. vs. George Mason                         |
| G    | 12  | Rulon Washington             | So.   | 4.4  | 0.9 | 0.8 | 20 pts. at Hofstra (six 3-FG); tying 3-pt. w/:00.9 vs. Wm. & Mary    |
| G/F  | 15  | Herb Courtney                | Fr.   | 5.4  | 3.4 | 0.2 | tip in at the buzzer to beat JMU; 10.4 ppg, 6.6 rpg in last 5 gms.   |
| F    | 21  | Chris Metkiff                | Fr.   | ---  | --- | --- | walk-on who earned spot in pre-season                                |
| F    | 30  | Calvin Smith                 | Jr.   | 4.1  | 3.9 | 0.6 | had 14 pts., 9 reb. in win over American                             |
| F    | 33  | Henry Olawoye                | Fr.   | 2.2  | 1.7 | 0.4 | season-high seven pts. against Old Dominion                          |
| G/F  | 34  | Octavius Flowers             | Fr.   | ---  | --- | --- | Conf. Player of the Year at Comm. Christian HS last year             |

A pronunciation guide is available on page 2 of tonight's game notes.

## Injury Report

**Chris Prothro** is day-to-da. Prothro has suffered from sporadic back pains since before preseason practice began. He also has a bruised wrist...**Harding Nana** suffered a separated left shoulder in the first half of the UNC Wilmington. He is expected to miss at least the next three games...**Lebo Maepa** has been bothered by a sore left knee, the same knee he had surgery on in the off-season. He is day-to-day... **Herb Courtney** did not make the trip to Hofstra because of the flu. He is day-to-day.

## All-time Series

**All-Time Series Record:** Delaware leads, 31-19 (NOTE: Teams have swept series each of last six seasons)  
**UD vs. Towson at Towson, MD:** 9-15  
**UD vs. Towson at Newark, DE (at BCC):** 22-4 (11-3)  
**UD vs. Towson on neutral courts:** 0-0

For complete series results, check the opponents section of the UD media guide.

## Athletics Media Relations

**Mike Hirschman - Men's BB SID**  
Office - 302-831-2186  
Fax - 302-831-8653  
Cell - 302-981-3062  
E-mail - mhirsch@udel.edu

## Blue Hens by the Numbers in 2003-04

|                                |                                     |                                      |                                     |
|--------------------------------|-------------------------------------|--------------------------------------|-------------------------------------|
| 7-2 ..Home                     | 8-5 ..when leading at halftime      | 5-6 ..more or = turnovers            | 2-1 ..in November                   |
| 5-6 ..Road                     | 4-3 ..when trailing at halftime     | 7-2 ..less turnovers                 | 4-2 ..in December                   |
| 0-0 ..Neutral courts           | 0-0 ..when tied at halftime         |                                      | 6-4 ..in January                    |
| 5-0 ..vs. CAA at home          | 10-0 ..leading or tied at 2:00 left | 7-4 ..outrebounding or = opp.        | 0-1 ..in February                   |
| 1-5 ..vs. CAA on the road      | 10-0 ..leading or tied at 1:00 left | 5-4 ..outrebounded by opp.           | 0-0 ..in March                      |
| 2-0 ..in overtime games        | 2-8 ..trailing with 2:00 left       | 9-5 ..at night (5 pm or later start) | 1-0 ..vs. America East              |
| 9-4 ..when scoring 70+ pts.    | 2-8 ..trailing with 1:00 left       | 1-3 ..during the day                 | 0-1 ..vs. Atlantic 10               |
| 3-4 ..when scoring -70 pts.    | 8-1 ..when Hens score first         | 1-0 ..on Monday                      | 6-5 ..vs. CAA                       |
| 4-6 ..when opponents score 70+ | 4-7 ..when opp. score first         | 2-1 ..on Tuesday                     | 2-1 ..vs. Metro Atlantic Ath. Conf. |
| 8-2 ..when opponents score -70 | 4-3 ..winning opening tap           | 4-2 ..on Wednesday                   | 1-0 ..vs. Northeast Conf.           |
|                                | 8-5 ..when losing tap               | 0-1 ..on Thursday                    | 2-0 ..vs. Patriot League            |
| 8-5 ..when making 5+ 3-pt FG   | 5-1 ..shooting 50% + FG             | 1-0 ..on Friday                      | 0-1 ..vs. West Coast Conf.          |
| 2-1 ..when making 10+ 3-pt FG  | 7-7....shooting under 50% FG        | 4-3 ..on Saturday                    |                                     |
|                                | 0-1 ..opp. shoot 50% + FG           | 0-1 ..on Sunday                      |                                     |
|                                | 12-7 ..opp. shoot under 50% FG      |                                      |                                     |

## Say It Like This...

- Harding Nana (NAH-NAH)
- Chris Prothro (PRO-throw)
- Dan DiNozzi (Deh Nah-zee)
- Lebo (Lay-bo) Maepa (May-puh)
- Rulon (ROO-lahn) Washington
- Raphael Madera (Muh-dare-uh)
- Henry Olawoye (Ohl-uh-way)
- Steve Groothuis (GROO-th-ee-us)

## You want numbers?

So you say you're a numbers freak? Try these on for size.

2 - So much for "1" being the loneliest number. At Delaware this season, "2" is the loneliest number. Chris Prothro is the first Blue Hen to wear the No. 2. Of course, part of the reason for that is the No. 2 was illegal from 1957-58 to 1999-2000 (as was wearing "1").

4 - The number of times UD has rallied from a double-digit halftime deficit to win since 1980-81. After not doing it since Jan. 6, 1993 and only twice in the last 23 seasons, UD has done it twice this season (at Mt. St. Mary's and at home against Old Dominion).

4 (the sequel) - The number of times UD has lost consecutive home games since the BCC opened in December 1992.

5 - The number of times UD has lost when leading with 2:00 left since Nov. 1997. UD is 109-5 when that happens during the span.

6 - When UD has a lead of six points or more at halftime, it has won 65 of 67 since Nov. 1997.

9 - The number of players that have led UD in rebounding in a game this season.

10 - The number of players that have scored in double-figures in a game this season.

13 - The number of UD players all-time who have had multiple 30-point games in their career, including Mike Ames.

21 - The number of steals UD had against Siena this season to set a school record.

71 - UD's bench had scored in double-figures in 71 consec. games before being held to eight this season against James Madison.

99 - This is the 99th season of Delaware basketball.

124 (the sequel) - UD is 124-34 (.785 pct) at "The Bob" since it opened Dec. 1, 1992 (12th season).

124- UD is 124-27 when leading at the half since 1997.

401 - UD has made at least one three-pointer in 401 consecutive games. The Blue Hens haven't been shutout from behind the arc

## On the Internet...

University of Delaware athletics information is available via the internet through <http://www.udel.edu/sportsinfo>

Box scores and game stories are usually posted within an hour of the conclusion of each UD basketball game. Cumulative statistics are also updated and posted after each game. Media notes are available in a PDF format within 24 hours of the start of each game.

In addition, live stats are available for all UD home games.

For more information, contact the UD athletics media relations department.

## ... and on the Air

For the fifth consecutive year, the Blue Hen radio network's flagship station is The Ticket AM-1290. Also on the network are WDOV-AM 1410 (Dover) and WTGM-AM 960 (Salisbury, MD). Mike Corey and Bill Komissaroff call the action on the network. The River 94.7-FM is also carrying all road games beginning Jan. 1.

In addition, many UD basketball games are also broadcast on the UD student station, WVUD-FM 91.3, and WVUD2, the station's internet radio network.

Real Audio links for both broadcasts are available through UD's athletics website.

**Delaware will play six games on network TV this season.** The Fightin' Blue Hens appear on CN-8 twice, at home against Saint Joseph's and at Towson; on Comcast SportsNet-Philadelphia at Drexel; on Fox SportsNet at home against Hofstra (local coverage TBA); and twice on the CAA Network (locally on Comcast SportsNet-Philadelphia and CSN Mid-Atlantic), at UNC Wilmington and at home against Towson.

All Delaware home games are also shown on STN, the student television network, that is shown on-campus.

## CAA Media Teleconference

The CAA will hold its weekly men's basketball media teleconference **each Tuesday through March 2**. The number to access the teleconference is 888-658-7213. The passcode is available by contacting Tripp Sheppard or Rob Washburn in the CAA office at 804-754-1616.

The teleconference schedule is as follows:

|       |                                   |
|-------|-----------------------------------|
| 10:10 | Tom Pecora, Hofstra               |
| 10:20 | Jeff Capel, Virginia Commonwealth |
| 10:30 | Blaine Taylor, Old Dominion       |
| 10:40 | Rick Boyages, William & Mary      |
| 10:50 | Brad Brownell, UNC Wilmington     |
| 11:00 | Sherman Dillard, James Madison    |
| 11:10 | Jim Larranaga, George Mason       |
| 11:20 | Michael Hunt, Towson              |
| 11:30 | David Henderson, Delaware         |
| 11:40 | Bruiser Flint, Drexel             |

## David Henderson Show

The David Henderson Show airs each Monday from 7-7:30 p.m. on The Ticket 1290 AM and The River 94.7-FM. (Real Audio links are available at [www.udel.edu/sportsinfo/mens\\_basketball](http://www.udel.edu/sportsinfo/mens_basketball)).

Each Monday, the David Henderson Show will come from the legendary Deer Park Tavern on Main Street in downtown Newark.

Coach Henderson is joined by the voice of the Blue Hens Mike Corey for a review of the past week's games, a preview of upcoming action, and a series of questions both from the restaurant audience and listeners via call-in.

During the 2003-04 season, live shows are scheduled for Dec. 1, Dec. 8, Dec. 15, Dec. 22, Dec. 29, Jan. 5, Jan. 12, Jan. 19, Jan. 26, Feb. 2, Feb. 9, Feb. 16, Feb. 23, Mar. 1 and Mar. 8.

## Last Meeting vs. Towson

**Towson .....70**  
**DELAWARE.....68**

January 10, 2004 • Towson Center

| Delaware      | MIN        | FG           | FT           | R          | A        | F         | TP        |
|---------------|------------|--------------|--------------|------------|----------|-----------|-----------|
| Nana          | 31         | 5-11         | 2-2          | 7          | 1        | 4         | 13        |
| Madera        | 21         | 5-11         | 0-0          | 5          | 0        | 1         | 10        |
| Slattery      | 38         | 9-13         | 2-3          | 3          | 2        | 2         | 20        |
| Ames          | 27         | 3-4          | 2-2          | 3          | 1        | 1         | 9         |
| Lunn          | 25         | 2-5          | 2-4          | 1          | 2        | 3         | 6         |
| Prothro       | 19         | 2-5          | 0-0          | 2          | 0        | 1         | 4         |
| Maepa         | 2          | 0-0          | 0-0          | 0          | 0        | 1         | 0         |
| Washington    | 11         | 0-1          | 0-0          | 2          | 0        | 1         | 0         |
| Courtney      | 7          | 0-1          | 2-2          | 2          | 0        | 0         | 2         |
| Wentt         | 11         | 1-2          | 0-0          | 2          | 0        | 4         | 2         |
| Smith         | 8          | 1-3          | 0-1          | 1          | 0        | 1         | 2         |
| <b>Totals</b> | <b>200</b> | <b>28-56</b> | <b>10-14</b> | <b>31</b>  | <b>6</b> | <b>19</b> | <b>68</b> |
|               |            | <b>.500</b>  | <b>.714</b>  | <b>(3)</b> |          |           |           |

| Towson        | MIN        | FG-A         | FT-A         | R          | A         | F         | TP        |
|---------------|------------|--------------|--------------|------------|-----------|-----------|-----------|
| Hamm          | 38         | 7-10         | 3-3          | 7          | 2         | 2         | 17        |
| Dixon         | 26         | 2-6          | 0-0          | 4          | 0         | 4         | 4         |
| Green         | 33         | 4-11         | 4-5          | 4          | 3         | 4         | 12        |
| Petkunas      | 32         | 5-7          | 1-1          | 3          | 4         | 3         | 12        |
| Gilchrist     | 23         | 5-13         | 4-5          | 4          | 6         | 3         | 15        |
| Jackson       | 22         | 2-5          | 0-1          | 2          | 3         | 2         | 4         |
| Tubbs         | 4          | 0-0          | 0-0          | 0          | 0         | 0         | 0         |
| Goode         | 17         | 3-4          | 0-0          | 2          | 0         | 3         | 6         |
| Plack         | 5          | 0-1          | 0-0          | 0          | 0         | 0         | 0         |
| <b>Totals</b> | <b>200</b> | <b>28-57</b> | <b>12-15</b> | <b>30</b>  | <b>18</b> | <b>21</b> | <b>70</b> |
|               |            | <b>.491</b>  | <b>.800</b>  | <b>(4)</b> |           |           |           |

**Delaware** .....27.....41 - 68  
**Towson** .....31.....39 - 70

**Three-point FG:** UD - 2-9, .222 (Nana, 1-3, Ames, 1-1, Slattery, 0-3, Prothro, 0-1, Washington, 0-1), T - 2-8, .250 (Gilchrist, 1-2, Petkunas, 1-2, Green, 0-3, Jackson, 0-1);

**Blocks:** UD - 2 (Lunn, Washington), T - 8 (Dixon, 3, Goode, 3, Plack, Hamm); **Steals:** UD - 10 (Lunn, 5, Slattery, 2, Madera, Ames, Prothro), T - 12 (Green, 3, Petkunas, 3, Gilchrist, 2, Jackson, 2, Dixon, Goode); **Turnovers:** UD - 22 (Lunn, 5, Madera, 4, Prothro, 4, Nana, 2, Ames, 2, Maepa, 2, Wentt, Smith, Team), T - 20 (Green, 8, Hamm, 6, Petkunas, 3, Gilchrist, 2, Jackson); **Officials:** Jamie Luckie, Manny Upton, Jeff Nichols; **Attendance:** 1,364.

**TOWSON, MD** -- Jamaal Gilchrist scored the game-winner on a driving layup with 4.4 seconds left to play, as Towson won...Delaware battled all the way back from a 12-point second half deficit to take the lead in the final minute of play before Gilchrist's winning basket...Towson snapped a 16-game CAA losing streak...four Towson starters scored in double figures as Lawrence Hamm led the way with a season-high 17 points and seven rebounds and Gilchrist finished with 15 points and six assists...UD's Mike Slattery scored 16 of his season-high 20 points in the second half, converting 9 of 13 shooting from the field for the game, to lead the Hens...he scored five straight field goals and scored 11 of the Hens' 13 points at one span in the second half...Harding Nana added 13 points and seven assists in his first career start...the Hens were hurt by 22 turnovers, including 17 in the first half...those 17 first half turnovers helped Towson take a 31-27 lead into halftime but UD fought back to tie the score early in the second half at 31-31 on short jumpers by Nana and Madera...but Towson scored 14 of the next 18 points over a span of four minutes to take a lead at 45-35 with 13:20 left...UD chipped that lead back to five points at 57-52 with 6:11 left on a Slattery jumper, but back came Towson again with a 6-1 spurt of its own to take the lead back to 63-53 at the 3:41 mark...but back came UD again as Mike Ames scored seven points in a span of one-minute, hitting a jumper with 1:53 left to cut the lead to 63-60, nailing two free throws with 1:03 left, and putting the Hens up 66-65 with a three-pointer with 53 ticks left on the clock...Gilchrist then completed a conventional three-point play on a driving layup to put the Tigers back 68-66 with 39 seconds left...the Hens tied it back up at 68-68 10 seconds later on a shot in the lane by Nana, but Gilchrist came back again, driving down the lane and laying the ball in with just 4.4 seconds left for what proved to be the game-winner...the Hens had one last chance, but Chris Prothro's three-point attempt from the right wing under heavy pressure bounced off the rim.

## CAA Pre-season Polls

| Coaches' Poll  | Place | Media Poll     |
|----------------|-------|----------------|
| George Mason   | 1     | George Mason   |
| UNC Wilmington | 2     | VCU            |
| VCU            | 3     | UNC Wilmington |
| Delaware (T-4) | 4     | Delaware       |
| Drexel (T-4)   | 5     | Drexel         |
| Old Dominion   | 6     | Old Dominion   |
| Hofstra        | 7     | Hofstra        |
| James Madison  | 8     | James Madison  |
| William & Mary | 9     | William & Mary |
| Towson         | 10    | Towson         |

## Pre-season All-CAA

| Coaches' Vote           | Media Vote              |
|-------------------------|-------------------------|
| <b>First Team</b>       |                         |
| Dominic Jones, VCU      | Dominic Jones, VCU      |
| Mark Davis, Geo. Mason  | Mark Davis, Geo. Mason  |
| Kenny Adeleke, Hofstra  | Kenny Adeleke, Hofstra  |
| Adam Hess, Wm. & Mary   | Adam Hess, Wm. & Mary   |
| Troy Godwin, VCU        | Mike Ames, Delaware     |
| <b>Second Team</b>      |                         |
| Mike Slattery, Delaware | Mike Slattery, Delaware |
| Mike Ames, Delaware     | Troy Godwin, VCU        |
| Nick George, VCU        | John Goldsberry, UNCW   |
| Alex Loughton, ODU      | Phil Goss, Drexel       |
| Anthony Terrell, UNCW   | Anthony Terrell, UNCW   |

## One They'd Rather Forget

In Delaware's loss at VCU, **UD allowed 99 points, the most since Feb. 26, 1995** (when New Hampshire scored 113 in an overtime win).

The 58 first-half points were **the most UD allowed in a first half since Jan. 10, 1986** (when Navy, led by David Robinson, scored 59 against Delaware).

## As Simple as Making Shots

Delaware's success has really just depended on making baskets lately.

In David Henderson's three-plus seasons, Delaware is 61-48. In that span, **28 of 48 losses have come with UD shooting under 40% from the field (7-28 when shooting less than 40%). In 10 of Delaware's losses last season, UD shot less than 40%.**

At the other end of the spectrum, when UD shoots better than 50%, it is **22-2 under Henderson.**

## Keeping it Interesting

Delaware has played seven games this year, including four of the last five outings, where the outcome of the game has been decided in the final five seconds of regulation and/or overtime. Delaware is 4-3 in those games, as listed below:

✓ **Nov. 21 at Mt. St. Mary's.** MSM's Charles Cook hits a three-pointer with :03 left in regulation to force overtime. UD eventually wins in OT, 75-72.

✓ **Nov. 30 at home against San Francisco.** USF's Andre Hazel hits a 15-foot fallaway jumper as time expires to beat Delaware, 74-72.

✓ **Jan. 10 at Towson.** Towson's Jamal Gilchrist hits a runner in the lane with :04 seconds remaining and Chris Prothro's three-pointer missed at the buzzer as Towson defeated Delaware, 70-68. UD had trailed 56-45 with 7:59 to play before rallying to take the lead with 53 seconds left.

✓ **Jan. 17 at home against Old Dominion.** Mike Ames' three-pointer from the right corner with 1.8 seconds left to lift Delaware past Old Dominion, 64-62, after UD trailed, 50-38, with 12:28 to play.

✓ **Jan. 21 at home against Wm. & Mary.** Rulon Washington's three-pointer with 0.9 seconds left in regulation caps a furious rally and forces overtime as Delaware defeated Wm. & Mary, 93-82. UD had trailed 71-63 with 1:15 left in regulation.

✓ **Jan. 24 at UNC Wilmington.** Rulon Washington's three-pointer missed as time expired as Delaware fell at UNC Wilmington, 50-49.

✓ **Jan. 31 at James Madison.** Herb Courtney's putback of a Mike Slattery miss as time expired lifted Delaware to its first CAA road win of the season, 63-61, over James Madison.

In addition, UD has been tied or trailing in the second half in 12 consecutive games and 15 of 20 this season.

## It Starts with Slattery

Mike Slattery took over the starting point guard slot the second half of his freshman season. The move started paying dividends almost immediately.

Slattery, a native of Philadelphia and product of Germantown Academy, had 94 assists as a rookie. He continued that play last season, while his minutes nearly doubled (from 19.7 as a freshman to 35.7). He led the CAA in assists per game at 6.2, which also ranked No. 18 in Division I. He also ranked second in assist/TO ratio (2.32).

Entering tonight's game, Slattery is second in the CAA in assists (6.0, also No. 21 in the nation entering the week) and is third in the league in steals (2.0). He is also first the CAA in assist/TO ratio at 2.77.

Since taking over the starting slot as a freshman, in 61 starts Slattery has 350 assists and just 143 turnovers... a 2.45 ast./TO ratio. In those 61 starts, Slattery has only had a "minus" night (more TO's than assists) four times. Slattery has five or more assists in 39 of his last 54 games, including 15 times this season. He also has six games with 10 or more assists in his career.

During his career, he has played 2272 minutes and committed 166 turnovers, which is less than three turnovers per 40 minutes or one every 13.7 minutes.

Against UNC Greensboro last year, Slattery had a career-high 15 assists. It was the most by a Blue Hen in 20 years, tied for the second-highest single-game total in UD history, and was a Carpenter Center record.

In that game, Slattery played all 40 minutes and had 15 assists versus just one turnover. The 15 assists were also one shy of a CAA record.

He duplicated his 15-assist performance in UD's home win against William & Mary, making Slattery was one of two players in the nation last year to record multiple 15-assist games.

In 15 wins last season, Slattery had 103 assists (6.9 apg). Slattery has 82 assists in UD's wins this season (6.8 apg), and 37 assists in UD's losses (4.6 apg).

Of course, distributing the ball is nothing new to Slattery. When he was at Germantown Acad., a big part of his role was getting the ball to a couple of guys by the names of Matt Walsh, who has made quite a name for himself at Florida, Ted Skuchas, a redshirt freshman at Vanderbilt, and Lee Melchioni, who is in his sophomore season at Duke.

### NCAA Div. I Ast./TO Ratio

|                              |      |
|------------------------------|------|
| 1. Cardell Johnson, UAB      | 4.38 |
| 2. Nate Johnson, Florida St. | 3.73 |
| 3. Matt Jakeway, Kent St.    | 3.44 |
| 4. Devin Harris, Wisconsin   | 3.11 |
| 5. Travis Diener, Marquette  | 3.08 |
| 6. John Lucas, Okla. St.     | 3.04 |
| 7. Brian Snyder, W. Mich.    | 2.90 |
| 8. Chris Quinn, Notre Dame   | 2.90 |
| 9. Greg Davis, Troy St.      | 2.83 |
| 10. Alvin Cruz, Niagara      | 2.79 |
| 11. Mike Slattery, Delaware  | 2.76 |
| 12. Rob Monroe, Quinnipiac   | 2.75 |
| Logan Lee, Hawaii            | 2.75 |

Through Feb. 1; Source:Stats, Inc. (min. 3 apg)

## Three-point Facts

As mentioned previously, Delaware has made at least one three-point field goal in each of the last 401 games dating back to Nov. 28, 1990. Bucknell was the last team to hold Delaware without a three-pointer. The Bison held Delaware to 0-for-2 in a 71-62 Bucknell win in East Coast Conference play.

Putting that into proper perspective, freshman Herb Courtney turned six years old on the day that UD was last held without a three-point field goal.

In all, Delaware has made at least one three-pointer in all but five games (511 out of 516 games) since the implementation of the three-point line throughout the NCAA in 1986-87. (Some conferences had an experimental line before that.)

One of the five games that UD failed to make a three-point field goal was the very first game the rule was in effect. It wasn't until Delaware's second game against Washington College (MD) that Brad Heckert made the first-ever 3-pt. field goal by a Blue Hen. (It came on Dec. 3, 1986 with 13:43 left in the first half).

The current streak of 401 games was started by Mark Houghton on Dec. 5, 1990 against St. Francis (PA). He hit a three-pointer from the left wing with 4:22 remaining in the first half. UD lost the game, 72-70. That shot, however, began UD's current string.

Furthermore, UD has connected on 200 or more three-pointers in each of the last five seasons. The Blue Hens hit for 251 in 2000-01, breaking the record of 243 from the 1999-2000 season. The 1999-2000 total, broke the team record of 207 set in 1998-99.

UD has made 10 or more three-pointers 41 times (three times this season) since the rule was implemented. In fact, UD has made five or more three-pointers in 119 of its last 140 games, including 45 of the last 55.

## Scoring 70

UD opened the season scoring 70 points in eight consecutive games – a UD record.

The last time UD opened the season scoring 70 in five straight was 1998-99, when it scored 70-plus in seven straight.

In fact, prior to this season, UD scored 70 or more in the first five games of a season only nine times in school history.

## The last time...

### UD played overtime...

1/21/04 vs. Wm. & Mary  
(W 93-82)

### UD played double-overtime...

2/18/1994 at Northeastern  
(W 89-85)

### UD scored 100 pts...

3/4/2001 vs. Northeastern  
(W 110-66)

### UD allowed 100 pts...

2/26/1995 at New Hamp.  
(L 111-113)

### UD was held under 50 pts...

1/24/2003 at UNC Wilmington  
(L 49-50)

### UD held opp. under 50 pts...

3/8/2003 vs. George Mason  
(W 61-49)

### UD made 10 3-pt FGs...

1/21/04 (10) vs. Wm. & Mary  
(W 93-82)

### UD allowed 10 3-pt FGs...

12/9/2002 (10) vs. Saint Joseph's  
(L 59-77)

### A Blue Hen scored 25 pts...

Mike Ames (30) at Drexel,  
1/15/2004

### An opp. scored 25 points...

Landy Thompson (30),  
Mt. St. Mary's, 11/21/2003

### A Blue Hen scored 30 pts...

Mike Ames (30) at Drexel,  
1/15/2004

### An opp. scored 30 pts...

Landy Thompson (30),  
Mt. St. Mary's, 11/21/03

### A Blue Hen scored 35 pts...

Mike Pegues (38) vs. Hartford,  
1/16/1999

### An opp. scored 35 pts...

Matt Johnson (42), Vermont,  
2/16/1991

### A Blue Hen scored 40 pts...

Ken Luck (40) vs. West Chester,  
1/27/1982

### An opp. scored 40 pts...

Matt Johnson (42), Vermont,  
2/16/1991

### A Blue Hen grabbed 15 reb...

Ryan Iversen (17) vs. LIU,  
12/1/2002

### A Blue Hen grabbed 20 reb...

Greg Smith (21) vs. Vermont,  
1/12/1997

### An opp. grabbed 20 reb...

Scott Drapeau (20), New Hamp.,  
3/5/1994

### A Blue Hen had 10 assists...

Mike Slattery (10) at Drexel  
1/15/2004

### A Blue Hen had 5 3-pt FGs...

Rulon Washington (6-10) at Hofstra  
2/4/2004

## Courtney's Coming Out

Delaware coach David Henderson knew it was just a matter of time before **Herb Courtney's** coming out would take place.

Against William & Mary... it certainly did.

Courtney had 20 points and 10 rebounds to carry the Fightin' Blue Hens to a 93-82 overtime win over the Tribe.

Courtney shot 8-for-9 from the field, including 3-for-3 from three-point range. He scored 17 of his points after the intermission, including five points on a pair of field goals that ignited a Delaware 18-9 run over the final two minutes of regulation to force overtime.

**Courtney put himself in some good company with his performance. It was the first double-double by a UD freshman since Mike Pegues had 11 points and 10 rebounds against Florida on Dec. 1, 1996 (game was played in San Juan, PR).**

**It was the first 20-point game by a UD freshman since Tyrone Perry scored 23 points at Duke on Dec. 9, 1995.**

**It was the first 20-point, 10 rebound game by a UD freshman since Anthony Wright had 20 points and 11 rebounds at Lafayette on Jan. 17, 1990.**

Entering the William & Mary game, Courtney was averaging 3.3 ppg. **In his last five games, he is averaging 10.4 ppg and 6.6 rpg, shooting 54.3% from the field.**

## Nana's First Night

**Harding Nana** made his much-anticipated debut against Siena... and made the most of it.

**Nana**, a 6-8 sophomore who transferred from Virginia Tech mid-season last year, **had 21 points** on 6-9 shooting from the field, including 3-5 from three-point range.

**It was the first time a player scored 20 points in his Delaware debut since Keith Davis** scored 24 points against Delaware State on Nov. 22, 1996 - Davis' first game after transferring to Delaware from VCU.

## No Place Like Home

The Blue Hens certainly love to play at the Bob Carpenter Center.

Nicknamed "The Bob" by the UD student body, **Delaware has won 71 of its last 86 games on its home floor and is 124-34 at home** in "The Bob's" 11 seasons.

That success has continued in the David Henderson era. **Delaware is 35-13 at home during Henderson's tenure.**

UD has lost consecutive home games just four times since the BCC opened in December 1992 and has never lost three straight at home at the BCC.

While a member of America East, UD was 72-18 against America East members at home. Since switching conferences, Delaware is 14-7 against CAA members.

The Fightin' Blue Hens are successful out of the league, too. UD is 35-10 against non-conference foes at "The Bob", including 22 of the last 27 going back to December 1995.

| Home Attendance      |               |              |  |
|----------------------|---------------|--------------|--|
| Year                 | Avg.          | SO           |  |
| 1992-93              | 3,696         | 1            |  |
| 1993-94              | 3,077         | 0            |  |
| 1994-95              | 3,158         | 1            |  |
| 1995-96              | 3,499         | 0            |  |
| 1996-97              | 3,408         | 1            |  |
| 1997-98              | 3,686         | 1            |  |
| 1998-99              | 4,815         | 9            |  |
| 1999-2000            | 4,989         | 12           |  |
| 2000-01              | 4,848         | 5            |  |
| 2001-02              | 4,948         | 6            |  |
| 2002-03              | 4,697         | 1            |  |
| 2003-04              | 4,356         | 1            |  |
| Blue Hens at the BCC |               |              |  |
|                      | Overall       | Conf.*       |  |
| 1992-93              | 11-1          | 7-1          |  |
| 1993-94              | 10-3          | 5-2          |  |
| 1994-95              | 8-4           | 6-2          |  |
| 1995-96              | 10-4          | 7-3          |  |
| 1996-97              | 10-5          | 6-5          |  |
| 1997-98              | 13-2          | 11-1         |  |
| 1998-99              | 13-1          | 11-1         |  |
| 1999-2000            | 14-1          | 10-1         |  |
| 2000-01              | 12-2          | 9-2          |  |
| 2001-02              | 8-4           | 6-3          |  |
| 2002-03              | 8-5           | 5-4          |  |
| 2003-04              | 7-2           | 5-0          |  |
| <b>TOTAL</b>         | <b>124-34</b> | <b>88-25</b> |  |

\*reg. season & tourn. games

## Ready, Ames... Fire!

**Mike Ames** is on the verge of becoming the most prolific three-point shooter in UD history.

Last year, the Phoenixville, PA product became **the first Fightin' Blue Hen to record 70 or more three pointers in two seasons**, which he did in consecutive seasons (73 each of the last two years).

**Ames**, who has had streaks of 14, 18 and 21 consecutive games with a three-pointer during the last two seasons, **has broken the UD career three-point mark with 212**. Kestutis Marciulionis (pronounced Kuh-stootis Mar-sha-loe-nis) had 211.

**Ames**, who is also approaching Marciulionis' three-point attempts record of 611, **is shooting 40.2% for his career**, which ranks him fourth at UD.

The lone senior of the UD squad, Ames was named to the coaches' second-team All-CAA squad in the pre-season and the media's first-team All-CAA squad. **He enters tonight's game No. 4 in the CAA in scoring at 16.6 ppg. He is second in the league in FT pct. (84.8%, No. 33 nationally at the start of the week) and is second in 3-pt. FG percentage (42.0%), third in 3-pt. FG per game (2.4), 13th in FG pct. (47.2%) and 15th in steals (1.4 spg).**

Ames became the 22nd player at UD to surpass the 1,000 career-point mark earlier this season. **He has 1,212 points thus far in his career, ranking him No. 12 at UD. In that, he has 61 double-figure games at UD (15 this season), including 15 20-point games.**

In addition, **Ames has appeared in 86 consecutive games and has made 74 consecutive starts**, both are the longest streaks among active Blue Hens.

## 40-minute Men

In recent seasons, Delaware has been a tough team to beat when it has a halftime lead.

**Delaware had won 120 of the last 133 when leading at the half, including a 43-13 mark during head coach David Henderson's tenure.**

That mark gets better when UD is at home. **At the BCC, the Fightin' Blue Hens are 77-9 when leading at the half since the arena opened.** UD has won 66 of the last 72 at home when leading at intermission.

**Under David Henderson, Delaware is 25-4 when leading at the half at home.**

**Furthermore, if UD has lead of six points or more at half, the Fightin' Blue Hens are 66-2 since November 1997.**

## What's Back & What's Not

Here's a breakdown of what returns and what doesn't for the Blue Hens this season....

|                | 2002-03   | Return    | Lost      | % Ret. |
|----------------|-----------|-----------|-----------|--------|
| Points.....    | 1990..... | 1179..... | 811.....  | 59.2%  |
| FG Made.....   | 702.....  | 418.....  | 284.....  | 59.5%  |
| FGAtt. ....    | 1719..... | 1038..... | 681.....  | 60.4%  |
| 3-FG Made..... | 202.....  | 156.....  | 46.....   | 77.3%  |
| 3-FG Att. .... | 598.....  | 471.....  | 127.....  | 78.8%  |
| FT Made.....   | 384.....  | 197.....  | 187.....  | 51.3%  |
| FT Att. ....   | 544.....  | 288.....  | 256.....  | 52.9%  |
| Rebounds.....  | 1028..... | 615.....  | 413.....  | 59.8%  |
| Off. Reb.....  | 320.....  | 184.....  | 136.....  | 57.5%  |
| Def. Reb.....  | 708.....  | 441.....  | 267.....  | 62.3%  |
| Assists.....   | 407.....  | 292.....  | 115.....  | 71.8%  |
| Turnovers..... | 389.....  | 251.....  | 138.....  | 64.5%  |
| Blocks.....    | 108.....  | 59.....   | 49.....   | 54.6%  |
| Steals.....    | 231.....  | 148.....  | 83.....   | 64.1%  |
| Minutes.....   | 5850..... | 3723..... | 2127..... | 63.6%  |

## Stealing the Show

Delaware's backcourt trio of **Mike Slattery, David Lunn** and **Mike Ames** are all ranked among the CAA leaders in steals.

**The trio has combined for 101 steals in the first 20 games.**

**Slattery is third in the CAA in steals at 2.1 per game, while Lunn is seventh (1.8) and Ames is 15th (1.4).**

As a team, UD leads the league at 8.8 spg.

## No Splinters on this Squad

David Henderson has used his bench a lot during his tenure at Delaware.

**During Henderson's tenure, the UD bench has scored in double-figures in 104 of 109 games.** Delaware had its streak of consecutive games with double-figure bench-points snapped against James Madison. **Delaware's bench had scored in double-figures in 71 consecutive games, but was held to just eight points in its 80-66 win over the Dukes.**

**Before that, Delaware's bench was last held to less than 10 points** on March 10, 2001 by Hofstra (8) in the America East title game.

Overall last season, Delaware's bench averaged 25.1 ppg, 8.4 ppg more than the opposition. UD scored 20 or more points off of the bench in 20 of 29 games.

In the 2001-02 season, UD's bench averaged 28.3 ppg and scored 20 or more points in 27 of 30 games.

**The trend has continued thus far this season,** despite the graduation of 6th man Ryan Iversen. **UD has gotten 20+ points from its bench 13 times already this season.**

## UD Inks McMahon to NLI

University of Delaware's men's basketball coach David Henderson has announced the signing of guard/forward **Sam McMahon** during the National Letter of Intent program's early signing period.

McMahon, 6-5 and 215 lbs., graduated from Jefferson City HS in Missouri last season and is currently enrolled at Bridgton Academy in North Bridgton, ME. A native of Lohman, Missouri, McMahon finished his playing career at Jefferson City ranked first in games played (103), minutes played (2,620), free throws made (377) and free throws attempted (489). He also ranked second in school history in points with 1,411 and third in rebounds with 641.

As a junior, McMahon averaged 14.0 ppg and 7.3 rpg and earned all-district and second-team all-state honors in Class 4A. He led his team to the Missouri 4A Final Four.

Last year, as a senior, McMahon earned all-district honors, scoring more than 500 points in his final season for a 19.0 ppg average.

At Jefferson City, McMahon played soccer, basketball and baseball, including two seasons as a starting pitcher. He was considered by some as one of the Top 10 senior basketball players in the state last year.

## Not Just Basketball Smart

Some have stated that the combination of **Mike Ames** and **Mike Slattery** might be the best backcourt in the CAA this season.

Ames and Slattery, however, aren't just successful on the basketball court. Both are candidates for academic awards, with GPAs better than 3.0.

Slattery, who was selected to the CAA's All-Academic squad last March, is a candidate for CoSIDA Academic All-America this season. He is a sports management major.

Ames is UD's Dean Ehlers Leadership Award nominee and could also be a candidate for All-Academic this season. He is majoring in criminal justice.

## Kanga-ROO

No wonder **Rulon Washington's** nickname is "Roo". It might be short for Kanga-ROO.

**Washington**, a native of Jacksonville, FL, has a **40-inch vertical leap.**

**Washington, who had 17 points off the bench on 7-8 shooting from the field in Delaware's season-opening win over Mt. St. Mary's and followed that up with 20 points at Hofstra, including six three-pointers, on Feb. 4,** graduated from Edward White HS in the spring of 2001. However, he wasn't recruited by Division I schools (partially because he had four HS coaches in four years), so he chose to stay in Jacksonville and play in Grayson Marshall's midnight league. Marshall, a former Clemson player (1985-88), called Henderson and put him onto "Roo."

## Now That's a Summer Job!

**Dan DiNozzi has an interesting summer job.**

**DiNozzi**, who earned a spot as a walk-on with the team this year after serving as a student-manager last season, **works with the Wilmington Blue Rocks, the Kansas City Royals' Carolina League affiliate, in the summer.**

**His duties include serving as Mr. Celery.** Mr. Celery is the Blue Rocks' mascot that dances out from behind home plate every time the Blue Rocks score.

DiNozzi, whose brother is CAA Pole Vault Champion Jon DiNozzi, has been Mr. Celery on the weekends each of the last two baseball seasons.

## A Tale of Two Teams

Delaware's numbers in its wins and losses during the 2002-03 season:

|                       | Won  | Lost |
|-----------------------|------|------|
| Average Points        | 72.9 | 64.0 |
| First Half            | 34.4 | 28.6 |
| Second Half           | 38.5 | 33.0 |
| 3-pt. Field Goal Pct. | 37.8 | 30.5 |
| Field Goal Pct.       | 44.5 | 37.1 |
| Field Goal Defense    | 39.9 | 47.0 |
| Turnovers             | 12.1 | 14.8 |

## A Near-Perfect Birthday

**Mike Ames**, the lone senior on the UD squad, celebrated his 22nd birthday in UD's outing against Siena.

**Ames had a near perfect birthday, scoring 17 points** on 4-6 shooting from the field, including 4-4 from three-point range, and 5-6 shooting at the foul line. The Phoenixville, PA native also had three assists, three rebounds and two steals in 27 minutes of action.

## Ames Setting the Standard

**Mike Ames** has set two new UD records this season.

**Over a span of two games in mid-January, Ames connected on nine consecutive three-point attempts, breaking the mark set by Billy Wells in January 2001.** Wells had made eight straight over two games.

Ames went 5-for-5 from behind the arc in the second half of UD's win over James Madison, then followed that up with a 4-for-4 first half from three-point range in UD's loss at Drexel.

**He also broke UD's career three-pointer record, standing currently 212 three-point field goals.**

## His 57 seconds of fame

The old saying is everyone has his/her 15 minutes of fame.

In the case of sophomore **Chris Prothro**, against LIU it was 57 seconds of fame.

Prothro scored 10 points on three field goals and two free throws in a span of 57 seconds in the first half against Long Island University. Prothro finished the first half with 16 points, five more than his previous career-high of 11, and finished the game with 21 points.

Prothro single-handedly carried the Blue Hens through a 10-1 run to turn a 27-22 deficit into a 32-28 lead. Delaware held that margin into the intermission, 47-43, before pulling away in the second half for an 89-76 win over the Blackbirds.

Ironically, Prothro "staged" his fame in LIU's Schwartz Center - formerly the Brooklyn Paramount Theatre (until 1962 when LIU converted into a gym).

## Gotta' Score 60

With the CAA known as one of the top defensive leagues around, points are at a premium.

**With that said, Delaware is 3-23 over the last five seasons when held to less than 60 points.**

## Working Overtime

• **All-time, the Fightin' Blue Hens are 40-31 in overtime games, 24-10 in Newark.** (A complete list can be found in the UD media guide.)

• **Delaware is 7-2 in overtime games all-time at the BCC.**

• **Under David Henderson, Delaware is 5-2 in overtime games.**

• **The Blue Hens have not had consecutive overtime games since Feb. 3 & 7, 1973.**

## In-season Birthdays

• **Lebo Maepa turned 20 on Nov. 26**

• **Herb Courtney turned 19 on Nov. 28**

• **Mike Ames turned 22 on Dec. 23**

• **Mike Slattery turned 21 on Dec. 27**

• **Harding Nana turned 23 on Jan. 17**

• **Rulon Washington turned 21 on Feb. 1**

• **Chris Prothro turns 20 on Feb. 24**

## Gotta Win the Close Ones

Last year, Delaware was 6-1 in games decided by three points or less.

Delaware is 3-5 in games decided by three points or less this season.

## Best Start...

Delaware's 7-3 start this season was the team's best 10-game start under David Henderson.

Each of the first three seasons, UD began 5-5 under Henderson.

## Ranking UD's Stats

Rankings are based on 10 CAA and 326 NCAA Div. I teams:

|                    | CAA  | NCAA  |
|--------------------|------|-------|
| Scoring            | 5th  | 108th |
| Scoring Def.       | 5th  | 188th |
| Scoring Mar.       | 6th  | 133rd |
| Free Throw Pct.    | 4th  | 89th  |
| Field Goal Pct.    | 5th  | 143rd |
| Field Goal Def.    | 3rd  | 141st |
| 3-pt. FG Pct.      | 1st  | 40th  |
| 3-pt. FG Pct. Def. | 4th  | n/a   |
| Rebound Mar.       | 5th  | 181st |
| Assists            | 7th  | 200th |
| Turnovers          | 9th  | 263rd |
| Fouls (fewest)     | 10th | 301st |

NOTE: NCAA stats through 2/2

## Milestones & Streaks

### Mike Ames...

- At Rider this season, became the 22nd at UD to score 1,000 career points. He ranks No. 12 with 1,212 career points.

- Has scored in double-figures in 40 of the last 51, including 16 times this season.

- Has at least one three-pointer in 40 of 44 games, 58 of the last 63 and 72 of the last 79 games.

- Became the 13th player in UD history to record 30 points in a game twice during his career (both at Drexel).

- Has started 74 consec. games... the longest among active UD players.

- Became the third player in UD history to record 200 career three-pointers. He hit No. 200 with 1.8 seconds left to beat Old Dominion. Currently has a UD record 212 in his career.

### Mike Slattery...

- Has appeared in all 79 games in his UD career.

- Has started 61 consecutive games.

- Recorded five or more assists in 19 games last season and has done it in 15 games this season. He has 280 assists and 107 turnovers in the last 45 games (2.62 ast./TO ratio).

- Needs just 10 assists to become the fourth player in school history to record 400 career assists, and just the second to do it BEFORE their senior season.

- Has played at least 30 minutes in 42 of the last 46 games (three of those that he didn't, he was injured).

### UD Team...

- Has made at least one 3-pt. FG in 401 consec. games.

- Has won 85 of 97 games when scoring 35 or more points in the first half.

- Has lost 19 of its last 23 games when shooting under 40% from the field.

- Has won 22 of 24 under David Henderson when shooting better than 50% from the field.

- Has lost 16 of its last 17 games when the opposition shoots better than 50% from the field.

- Has won 55 of the last 58 home games when scoring 70+ points.

## Show Them How Its Done

David Henderson's teams have been good free throw shooters in his first three seasons at Delaware.

Henderson showed at CAA media day that he practices what he preaches. Henderson, who was a 70% free throw shooter in his career at Duke, made all 10 of his free throw attempts to win the CAA's Charity Free Throw Shooting Contest.

The conference donated \$500 in Henderson's name to the "V" Foundation.

## Got No. 10

Delaware picked up win No. 10 on the season against William & Mary. It is the 22nd straight season that UD won at least 10 games (dating back to 1981-82). Drexel is the only CAA school with a longer streak (30).

## An Early Omen???

It might seem like a silly trend for a basketball team, but Delaware is 8-0 when it scores first this season.

## Updating the Career Lists

### CAREER POINTS

|  |       |
|--|-------|
| 1. Mike Pegues (1996-2000) - F           | 2,030 |
| 2. Greg Smith (1993-97) - F              | 1,713 |
| 3. Ken Luck (1978-1982) - F              | 1,613 |
| 4. Mark Murray (1988-1992) - G/F         | 1,559 |
| 5. Brian Pearl (1991-95) - G             | 1,532 |
| 6. Alex Coles (1988-92) - F              | 1,471 |
| 7. Oscar Jones (1982-1986) - F           | 1,387 |
| 8. Dave Sysko (1961-1964) - F            | 1,269 |
| 9. Kestutis Marciulionis (1996-2000) - G | 1,258 |
| 10. Peca Arsic (1994-97) - F             | 1,237 |
| 11. Anthony Wright (1989-93) - F         | 1,232 |
| 12. Mike Ames (2000- current) - G        | 1,212 |
| 13. Ray "Skip" Crawford (1951-57) - ?    | 1,205 |
| 14. Nate Cloud (1960-1963) - C           | 1,167 |
| 15. Tim Tompkins (1979-84) - G           | 1,161 |
| 16. Taurence Chisholm (1984-88) - G      | 1,159 |
| 17. Spencer Dunkley (1989-93) - C        | 1,154 |
| 18. Mark Mancini (1975-1979) - G         | 1,107 |
| 19. Frank Wickes (1956-59) - F           | 1,089 |
| 20. Pete Mullenberg (1977-81) - C        | 1,085 |
| 21. Jim Smith (1954-17) - G              | 1,053 |
| 22. Tom Carluccio (1975-79) - F          | 1,016 |
| 23. Barry Berger (1984-88) - F           | 982   |
| 24. Wolfgang Fengler (1971-74) - C       | 972   |
| 25. Loren Pratt (1967-71) - F            | 965   |
| 26. Bob Nack (1971-74) - G               | 944   |
| Ken Helfand (1969-72) - F                | 944   |
| 28. Tyrone Perry (1995-99) - G           | 936   |
| 29. Tony Tucker (1986-88) - G            | 885   |
| 30. Pete Cloud (1961-64) - F             | 881   |
| Jack Waddington (1953-56) - C            | 881   |

### THREE-POINT FIELD GOALS MADE

|                                      |     |
|--------------------------------------|-----|
| 1. Mike Ames (2000-present)          | 212 |
| 1. Kestutis Marciulionis (1996-2000) | 211 |
| 3. Peca Arsic (1994-97)              | 202 |
| 4. Tyrone Perry (1995-99)            | 170 |
| 5. Greg Miller (1997-2001)           | 135 |
| 6. John Gordon (1998-2000)           | 134 |
| 7. Brian Pearl (1991-95)             | 130 |
| 8. Robbie Johnson (1991-95)          | 124 |
| 9. Austen Rowland (1999-2002)        | 122 |
| 10. Billy Wells (1999-2001)          | 112 |
| 11. Mark Haughton (1987-91)          | 110 |
| 12. Ryan Iversen (2000-2003)         | 109 |
| 13. Ricky Deadwyler (1989-93)        | 104 |
| 14. Kevin Blackhurst (1989-93)       | 91  |
| 15. Mike Slattery (2001- current)    | 82  |

## Finding the FT Range

Delaware had struggled at the free throw line early on this season (61.4% in the first three games), although the percentage has been coming up steadily as of late.

**Entering tonight's game, UD is shooting 71.0%, No. 2 in the CAA, from the line as a team.**

## Madera Starts the Opener

Raphael Madera started the season-opener, making him the first true freshman to start on opening night for UD since Brian Pearl started at point guard on opening night and just the fourth since 1972 when freshman gained eligibility.

Pearl started at point guard on Nov. 23, 1991 against Division III Washington College.

The last true freshman frontcourt player to start on opening night was Barry Berger. Berger started the opener on Nov. 27, 1984, also against Washington College. He was joined in the starting line-up that night by another true freshman, Taurence Chisholm.

### THREE-POINT FIELD GOAL ATTEMPTS

|                                      |     |
|--------------------------------------|-----|
| 1. Kestutis Marciulionis (1996-2000) | 611 |
| 2. Mike Ames (2000-present)          | 525 |
| 3. Peca Arsic (1994-97)              | 502 |
| 4. Tyrone Perry (1995-99)            | 474 |
| 5. Greg Miller (1997-2001)           | 378 |
| 6. Austen Rowland (1999-2002)        | 361 |
| 7. Brian Pearl (1991-95)             | 357 |
| 8. Ryan Iversen (2000-03)            | 324 |
| 9. Robbie Johnson (1991-95)          | 323 |
| 10. John Gordon (1998-2000)          | 312 |
| 11. Mark Haughton (1987-91)          | 308 |
| 12. Billy Wells (1999-2001)          | 272 |
| 13. Ricky Deadwyler (1989-93)        | 268 |
| 14. Kevin Blackhurst (1989-93)       | 262 |
| 15. Mike Slattery (2001- current)    | 237 |
| 16. Keith Davis (1996-98)            | 202 |

### THREE-POINT FIELD GOAL PERCENTAGE

|                                 |      |
|---------------------------------|------|
| 1. John Gordon (1998-2000)      | .430 |
| 2. Tony Tucker (1986-88)        | .413 |
| 3. Billy Wells (1999-2001)      | .412 |
| 4. Mike Ames (2000-present)     | .402 |
| 5. Peca Arsic (1994-97)         | .402 |
| 6. Greg Wheeler (1987-88)       | .400 |
| 7. Tyrone Perry (1995-99)       | .397 |
| 8. Donald Dutton (1985-87)      | .396 |
| 9. Brad Heckert (1983-87)       | .389 |
| 10. Taurence Chisholm (1984-88) | .388 |
| Ricky Deadwyler (1989-93)       | .388 |

### ASSISTS

|                                      |     |
|--------------------------------------|-----|
| 1. Taurence Chisholm (1984-88) - G   | 877 |
| 2. Brian Pearl (1991-95) - G         | 501 |
| 3. John Staudenmayer (1979-83) - G   | 416 |
| 4. Mike Slattery (2001- current) - G | 390 |
| 5. Tyrone Perry (1995-99) - G        | 376 |
| 6. Rob Garner (1993-96) - G          | 369 |
| 7. Tom Campbell (1977-81) - G        | 360 |
| 8. Mark Mancini (1975-79) - G        | 357 |
| 9. Bill Sullivan (1972-74) - G       | 349 |
| 10. Mark Haughton (1987-91) - G      | 332 |

### BLOCKED SHOTS

|                                      |     |
|--------------------------------------|-----|
| 1. Spencer Dunkley (1989-93) - C     | 195 |
| 2. John Bennett (1995-99) - C        | 148 |
| 3. Ndongo Ndiaye (1998-2000) - F     | 110 |
| 4. Alex Coles (1988-92) - F          | 107 |
| 5. Pete Mullenberg (1977-81) - C     | 106 |
| 6. Denard Montgomery (1988-92) - C   | 93  |
| 7. Ajmal Basit (2000-01) - F         | 81  |
| 8. Mike Pegues (1996-2000) - F       | 72  |
| 9. Maurice Sessoms (2000-2003) - F   | 69  |
| 10. Calvin Smith (2001- current) - F | 59  |

## UD under David Henderson...

- Delaware is 61-48 overall
- Delaware is 38-27 in conf. regular season action
- The Blue Hens are 35-13 at home (Bob Carpenter Center)
- In home openers, Delaware is 3-1
- In season-openers, Delaware is 2-2
- Delaware is 22-2 when it shoots 50% or better from the field
- Delaware is 43-13 when it is leading at halftime (at home, 25-4 when leading at half)
- Delaware is 55-4 when leading or tied with 2:00 to play in regulation
- Delaware is 57-4 when leading or tied with 1:00 to play in regulation
- Delaware is 31-9 when it scores 35 points or more in the first half
- Delaware is shooting 75.1% at the line inside of the 2:00 mark (296-394)
- Delaware is averaging 7.2 three-point field goals per game (788 total)
- Delaware has made 10 or more three-point field goals 21 times
- Delaware is averaging 70.5 ppg (7,680 total)
- Delaware is shooting 43.2% from the field (2723-6308)
- Delaware is shooting 35.8% from three-point range (788-2202)
- Opponents have been held under 60 points 28 times (23-5 in those games)

## UD Coaching Records

|                        |              |             |
|------------------------|--------------|-------------|
| Mike Brey              | 99-51        | .660        |
| H.B. Shipley           | 35-19        | .648        |
| Fred Emmerson          | 66-41        | .617        |
| Dan Peterson           | 69-49        | .585        |
| Steve Steinwedel       | 163-121      | .574        |
| <b>David Henderson</b> | <b>61-48</b> | <b>.560</b> |
| Don Harnum             | 69-57        | .548        |
| Joseph Brunansky       | 24-30        | .444        |
| D. Kenneth Stears      | 7-9          | .438        |
| Z. Edmund Prince       | 7-9          | .438        |
| Flucie Stewart         | 7-9          | .438        |
| Samuel Saunders        | 3-4-1        | .438        |
| Irv Wisniewski         | 111-154      | .419        |
| William J. McAvoy      | 58-83        | .411        |
| Stephen Grenda         | 13-19        | .406        |
| Gerald P. Doherty      | 43-64-1      | .402        |
| Ron Rainey             | 91-147       | .382        |
| E. Emery Adkins        | 14-23        | .378        |
| Lyal Clark             | 6-10         | .375        |
| J.J. Rothrock          | 17-33        | .340        |
| William Murray         | 3-9          | .250        |
| Frank Forstburg        | 6-23         | .207        |



## UD Coaches' First 100

David Henderson's 100th game as head coach at Delaware took place at VCU this season. Here's a quick look at how Delaware coaches have fared in their first 100 games:

| Coach                  | Rec.         | Pct.        | W/L 100th   |
|------------------------|--------------|-------------|-------------|
| Fred Emerson           | 63-37        | .630        | Won         |
| Daniel Peterson        | 62-38        | .620        | Won         |
| Mike Brey              | 60-40        | .600        | Won         |
| Don Harnum             | 59-41        | .590        | Lost        |
| <b>David Henderson</b> | <b>56-44</b> | <b>.560</b> | <b>Lost</b> |
| Steve Steinwedel       | 51-49        | .510        | Won         |
| W.J. McAvoy            | 44-56        | .440        | Lost        |
| G.P. Doherty           | 43-56-1      | .435        | Lost        |
| Ron Rainey             | 38-62        | .380        | Won         |
| Irv Wisniewski         | 35-65        | .350        | Won         |

## Henderson Hits 50

**Delaware coach David Henderson won his 50th game as a head coach in Delaware's win at Mt. St. Mary's to open the season.**

After his first three seasons, David Henderson was 49-40. In comparison, since 1966-67, coaches in their first three seasons at Delaware and when they won their 50th game:

- Mike Brey was 50-38 (won 50 in 88 gms.)
- Steve Steinwedel was 42-41 (won 50 in 99 gms.)
- Ron Rainey was 33-46 (won 50 in 141 gms.)
- Don Harnum, Sr. was 47-29 (won 50 in 80 gms.)
- Dan Peterson was 42-26 (won 50 in 83 gms.)

## Henderson's Team vs.

| Opponent             | H   | A   | Over. |
|----------------------|-----|-----|-------|
| American.....        | 0-0 | 1-0 | 1-0   |
| Boston Univ. ....    | 1-0 | 1-0 | 2-0   |
| Bowling Green .....  | 0-0 | 0-0 | 0-1   |
| Butler .....         | 0-0 | 0-0 | 0-1   |
| Charleston So. ....  | 0-0 | 0-0 | 1-0   |
| C. of Charleston.... | 0-0 | 0-1 | 0-1   |
| Delaware St. ....    | 1-0 | 0-0 | 1-0   |
| Drexel.....          | 2-1 | 0-4 | 3-5   |
| E. Washington .....  | 0-0 | 0-0 | 1-0   |
| George Mason .....   | 1-2 | 1-2 | 3-4   |
| Hartford .....       | 1-0 | 1-0 | 2-0   |
| High Point .....     | 0-0 | 1-0 | 1-0   |
| Hofstra .....        | 2-2 | 1-4 | 3-6   |
| James Madison ....   | 3-0 | 3-0 | 6-0   |
| La Salle .....       | 1-0 | 0-1 | 1-1   |
| Long Island Univ. .  | 1-0 | 1-0 | 2-0   |
| Loyola (MD) .....    | 2-0 | 0-1 | 2-1   |
| Maine .....          | 0-1 | 0-1 | 0-2   |
| Mount St. Mary's ..  | 0-0 | 1-0 | 1-0   |
| New Hampshire ....   | 1-0 | 1-0 | 2-0   |
| Northeastern .....   | 2-0 | 1-0 | 3-0   |
| Old Dominion .....   | 3-0 | 1-1 | 4-1   |
| Pennsylvania .....   | 2-0 | 0-1 | 2-1   |
| Rider .....          | 1-1 | 0-2 | 1-3   |
| Saint Joseph's ..... | 0-2 | 0-2 | 0-4   |
| San Francisco .....  | 0-1 | 0-0 | 0-1   |
| Siena .....          | 1-0 | 1-0 | 2-0   |
| Temple .....         | 0-0 | 0-1 | 0-1   |
| Towson.....          | 3-1 | 2-2 | 5-3   |
| UMBC .....           | 0-0 | 1-0 | 1-0   |
| UNC Greensboro....   | 1-0 | 0-1 | 1-1   |
| UNC Wilmington ..    | 0-2 | 1-2 | 1-6   |
| UW-Green Bay .....   | 0-0 | 0-1 | 0-1   |
| VCU .....            | 2-0 | 0-3 | 2-3   |
| Vermont .....        | 1-0 | 1-0 | 2-0   |
| Wichita State .....  | 0-0 | 0-0 | 1-0   |
| William & Mary ....  | 3-0 | 1-1 | 4-1   |

TOTALS..... 35-1321-31 \*61-48

\*5-4 on neutral courts

# 2003-04 Season & Career Highs

## #1 - Harding Nana

|                       |                             |
|-----------------------|-----------------------------|
|                       | 2003-04 Season Highs        |
| Points                | 22 vs. James Madison, 1/12  |
| Rebounds              | 13 vs. Hofstra, 1/3         |
| Assists               | 3 vs. Wm. &Mary, 1/21 (ot)  |
| Blocks                | 2 vs. Siena, 12/23          |
| Steals                | 2 vs. Saint Joseph's, 12/30 |
| Minutes               | 31 at Towson, 1/10          |
| Field Goals           | 6, three times              |
| Field Goal Att.       | 12 at Drexel, 1/15          |
| 3-pt. Field Goals     | 3 vs. Siena, 12/23          |
| 3-pt. Field Goal Att. | 5 vs. Siena, 12/23          |
| Free Throws           | 10 vs. James Madison, 1/12  |
| Free Throw Att.       | 11 vs. James Madison, 1/12  |

## #2 - Chris Prothro

|                       |                      |                                |
|-----------------------|----------------------|--------------------------------|
|                       | 2003-04 Season Highs | Career                         |
| Points                | 21 at LIU, 12/3      | same                           |
| Rebounds              | 5 at LIU, 12/3       | 8 at VCU, 2/15/03              |
| Assists               | 2 vs. Siena, 12/23   | 2, twice                       |
| Blocks                | 1 at Rider, 12/13    | n/a                            |
| Steals                | 2, five times        | 2, seven times                 |
| Minutes               | 19, twice            | 22 vs. UNC Wilmington, 1/18/03 |
| Field Goals           | 6 at LIU, 12/3       | 4, twice                       |
| Field Goal Att.       | 8 at LIU, 12/3       | 8, twice                       |
| 3-pt. Field Goals     | 4 at LIU, 12/3       | 2, twice                       |
| 3-pt. Field Goal Att. | 5 at LIU, 12/3       | 5, three times                 |
| Free Throws           | 5 at LIU, 12/3       | same                           |
| Free Throw Att.       | 6 at LIU, 12/3       | 6, three times                 |

## #3 - Mike Slattery

|                       |                             |                              |
|-----------------------|-----------------------------|------------------------------|
|                       | 2003-04 Season Highs        | Career Highs                 |
| Points                | 20 at Towson, 1/10          | 22 at UW-Green Bay, 12/28/02 |
| Rebounds              | 5 at VCU, 1/7               | 7 vs. VCU, 1/11/03           |
| Assists               | 10 at Drexel, 1/15          | 15, twice                    |
| Blocks                | n/a                         | 1, three times               |
| Steals                | 5, twice                    | 5, four times                |
| Minutes               | 43 vs. Wm. &Mary, 1/21 (ot) | 45 vs. Drexel, 1/23/03 (ot)  |
| Field Goals           | 9 at Towson, 1/10           | same                         |
| Field Goal Att.       | 13, twice                   | 18 at UW-Green Bay, 12/28/02 |
| 3-pt. Field Goals     | 3, three times              | 4 at UW-Green Bay, 12/28/02  |
| 3-pt. Field Goal Att. | 6 vs. Hofstra, 1/3          | 11 at UW-Green Bay, 12/28/02 |
| Free Throws           | 11 at UMBC, 12/6            | same                         |
| Free Throw Att.       | 16 at UMBC, 12/6            | same                         |

## #5 - Lebo Maepa

|                       |                           |
|-----------------------|---------------------------|
|                       | 2003-04 Season Highs      |
| Points                | 9 vs. George Mason, 1/28  |
| Rebounds              | 6 vs. George Mason, 1/28  |
| Assists               | 1, twice                  |
| Blocks                | 1, twice                  |
| Steals                | 2 vs. Siena, 12/23        |
| Minutes               | 16 vs. George Mason, 1/28 |
| Field Goals           | 4 vs. George Mason, 1/28  |
| Field Goal Att.       | 5 vs. George Mason, 1/28  |
| 3-pt. Field Goals     | n/a                       |
| 3-pt. Field Goal Att. | n/a                       |
| Free Throws           | 1 vs. George Mason, 1/28  |
| Free Throw Att.       | 2 vs. George Mason, 1/28  |

## #10 - Mike Ames

|                       |                             |                                 |
|-----------------------|-----------------------------|---------------------------------|
|                       | 2002-03 Season Highs        | Career Highs                    |
| Points                | 30 at Drexel, 1/15          | 33 at Drexel, 2/9/02            |
| Rebounds              | 7 at American, 11/25        | 8 at Old Dominion, 1/15/03 (ot) |
| Assists               | 6 at Rider, 12/13           | same                            |
| Blocks                | 1 vs. Loyola (MD), 12/10    | 2 at Old Dominion, 1/15/03 (ot) |
| Steals                | 4 at LIU, 12/3              | 4, three times                  |
| Minutes               | 41 vs. Wm. &Mary, 1/21 (ot) | same                            |
| Field Goals           | 9, twice                    | 11 at Drexel, 2/9/02            |
| Field Goal Att.       | 16 vs. James Madison, 1/12  | 18 at Drexel, 2/9/02            |
| 3-pt. Field Goals     | 6, twice                    | 7 at Drexel, 2/9/02             |
| 3-pt. Field Goal Att. | 12 vs. James Madison, 1/12  | 13, twice                       |
| Free Throws           | 10 vs. Hofstra, 1/3         | 10, twice                       |
| Free Throw Att.       | 10 vs. Hofstra, 1/3         | 10, twice                       |

## #12 - Rulon Washington

|                       |                      |                     |
|-----------------------|----------------------|---------------------|
|                       | 2003-04 Season Highs | Career Highs        |
| Points                | 20 at Hofstra, 2/4   | same                |
| Rebounds              | 3, three times       | 5 at Towson, 3/1/03 |
| Assists               | 5 at Rider, 12/13    | 1, five times       |
| Blocks                | 1 at Towson, 1/10    | same                |
| Steals                | 3, twice             | same                |
| Minutes               | 30 at Rider, 12/13   | same                |
| Field Goals           | 7, twice             | same                |
| Field Goal Att.       | 17 at Hofstra, 2/4   | same                |
| 3-pt. Field Goals     | 6 at Hofstra, 2/4    | same                |
| 3-pt. Field Goal Att. | 10 at Hofstra, 2/4   | same                |
| Free Throws           | 2, twice             | 3 vs. Penn, 12/3/02 |
| Free Throw Att.       | 2, twice             | 3, twice            |

## #15 - Herb Courtney

|                       |                             |
|-----------------------|-----------------------------|
|                       | 2003-04 Season Highs        |
| Points                | 20 vs. Wm. &Mary, 1/21 (ot) |
| Rebounds              | 10 vs. Wm. &Mary, 1/21 (ot) |
| Assists               | 2 vs. Wm. &Mary, 1/21 (ot)  |
| Blocks                | 2 vs. Siena, 12/23          |
| Steals                | 2 vs. George Mason, 1/28    |
| Minutes               | 24 vs. Wm. &Mary, 1/21 (ot) |
| Field Goals           | 8 vs. Wm. &Mary, 1/21 (ot)  |
| Field Goal Att.       | 11 at James Madison, 1/31   |
| 3-pt. Field Goals     | 3 vs. Wm. &Mary, 1/21 (ot)  |
| 3-pt. Field Goal Att. | 3, three times              |
| Free Throws           | 6 at UNC Wilmington, 1/24   |
| Free Throw Att.       | 6 at UNC Wilmington, 1/24   |

## #24 - Robin Wentt

|                       |                                  |                               |
|-----------------------|----------------------------------|-------------------------------|
|                       | 2003-04 Season Highs             | Career Highs                  |
| Points                | 17 at Hofstra, 2/4               | same                          |
| Rebounds              | 14 at Hofstra, 2/4               | same                          |
| Assists               | 2, twice                         | 4 at La Salle, 11/22/02       |
| Blocks                | 2, twice                         | 4 vs. Towson, 1/23/02         |
| Steals                | 2, three times                   | 2, four times                 |
| Minutes               | 36 at Mt. St. Mary's, 11/21 (ot) | same                          |
| Field Goals           | 7 at Hofstra, 2/4                | same                          |
| Field Goal Att.       | 11 at Hofstra, 2/4               | same                          |
| 3-pt. Field Goals     | n/a                              | 2 vs. Bowling Green, 11/18/01 |
| 3-pt. Field Goal Att. | n/a                              | 3 vs. Bowling Green, 11/18/01 |
| Free Throws           | 4 vs. Siena, 12/23               | same                          |
| Free Throw Att.       | 4, six times                     | 5 vs. Bowling Green, 11/18/01 |

## #30 - Calvin Smith

|                       |                            |                               |
|-----------------------|----------------------------|-------------------------------|
|                       | 2003-04 Season Highs       | Career Highs                  |
| Points                | 14 at American, 11/25      | 16 vs. LIU, 12/1/02           |
| Rebounds              | 9, twice                   | 11 vs. James Madison, 2/13/03 |
| Assists               | 2, three times             | 6 vs. James Madison, 2/13/03  |
| Blocks                | 3 vs. Siena, 12/23         | 7 vs. LIU, 12/1/02            |
| Steals                | 3 vs. Loyola (MD), 12/10   | 3, three times                |
| Minutes               | 31 at American, 11/25      | 31, twice                     |
| Field Goals           | 6 at American, 11/25       | 7, twice                      |
| Field Goal Att.       | 10 at American, 11/25      | 12 vs. LIU, 12/1/02           |
| 3-pt. Field Goals     | n/a                        | n/a                           |
| 3-pt. Field Goal Att. | n/a                        | 1 at VCU, 1/14/02             |
| Free Throws           | 3 vs. San Francisco, 11/30 | 4 vs. James Madison, 2/13/03  |
| Free Throw Att.       | 6 at American, 11/25       | 6, twice                      |

## #31 - Raphael Madera

|                       |                              |
|-----------------------|------------------------------|
|                       | 2003-04 Season Highs         |
| Points                | 16 vs. Saint Joseph's, 12/30 |
| Rebounds              | 12 vs. James Madison, 1/12   |
| Assists               | 1, four times                |
| Blocks                | 2, three times               |
| Steals                | 1, seven times               |
| Minutes               | 30 at UNC Wilmington, 1/24   |
| Field Goals           | 8 vs. Saint Joseph's, 12/30  |
| Field Goal Att.       | 11 at Towson, 1/10           |
| 3-pt. Field Goals     | n/a                          |
| 3-pt. Field Goal Att. | n/a                          |
| Free Throws           | 5 at James Madison, 1/31     |
| Free Throw Att.       | 6 at James Madison, 1/31     |

## #33 - Henry Olawoye

|                       |                           |
|-----------------------|---------------------------|
|                       | 2003-04 Season Highs      |
| Points                | 7 vs. Old Dominion, 1/17  |
| Rebounds              | 5, twice                  |
| Assists               | 3 at VCU, 1/7             |
| Blocks                | 1, six times              |
| Steals                | 2 vs. Old Dominion, 1/17  |
| Minutes               | 18 vs. Old Dominion, 1/17 |
| Field Goals           | 3 vs. Old Dominion, 1/17  |
| Field Goal Att.       | 5 vs. Old Dominion, 1/17  |
| 3-pt. Field Goals     | n/a                       |
| 3-pt. Field Goal Att. | n/a                       |
| Free Throws           | 3 vs. George Mason, 1/28  |
| Free Throw Att.       | 4, three times            |

## #35 - David Lunn

|                       |                                  |                             |
|-----------------------|----------------------------------|-----------------------------|
|                       | 2003-04 Season Highs             | Career Highs                |
| Points                | 17 at VCU, 1/7                   | same                        |
| Rebounds              | 7 at American, 11/25             | 10 at Towson, 3/1/03        |
| Assists               | 6 at Rider, 12/13                | 7 vs. William &Mary, 2/1/03 |
| Blocks                | 3 at James Madison, 1/31         | same                        |
| Steals                | 5 at Towson, 1/10                | 6 vs. Towson, 1/25/03       |
| Minutes               | 33, twice                        | 37, twice                   |
| Field Goals           | 6 at VCU, 1/7                    | 6, twice                    |
| Field Goal Att.       | 13 at LIU, 12/3                  | same                        |
| 3-pt. Field Goals     | 2 vs. San Francisco, 11/30       | 3, twice                    |
| 3-pt. Field Goal Att. | 4, twice                         | 6 at UW-Green Bay, 12/28/02 |
| Free Throws           | 10 at American, 11/25            | same                        |
| Free Throw Att.       | 11 at Mt. St. Mary's, 11/21 (ot) | same                        |

# 2003-04 Fightin' Blue Hen Miscellaneous Stats

## INDIVIDUAL STATS

| Led in scoring* '03-04 (w-l) | Career (w-l) | Con. |
|------------------------------|--------------|------|
| Mike Ames 13 (8-5)           | 31 (17-14)   |      |
| Mike Slattery 1 (0-1)        | 6 (1-5)      |      |
| Herb Courtney 2 (2-0)        | 2 (2-0)      |      |
| Rulon Washington 2 (1-1)     | 2 (1-1)      | 1    |
| Raphael Madera 1 (0-1)       | 1 (0-1)      |      |
| Harding Nana 1 (1-0)         | 1 (1-0)      |      |
| Chris Prothro 1 (1-0)        | 1 (1-0)      |      |

\* includes games tied for team-high

| Double-digit pts. '03-04 (w-l) | Career (w-l) | Con. |
|--------------------------------|--------------|------|
| Mike Ames 16(10-6)             | 61(38-23)    | 1    |
| Mike Slattery 11 (8-3)         | 30(18-12)    |      |
| David Lunn 7 (5-2)             | 17(10-7)     |      |
| Harding Nana 5 (3-2)           | 5 (3-2)      |      |
| Robin Wentt 4 (2-2)            | 7 (4-3)      | 1    |
| Raphael Madera 3 (1-2)         | 3 (1-2)      |      |
| Calvin Smith 2 (1-1)           | 6 (5-1)      |      |
| Rulon Washington 3 (1-2)       | 4 (2-2)      | 1    |
| Herb Courtney 2 (2-0)          | 2 (2-0)      |      |
| Chris Prothro 1 (1-0)          | 3 (1-2)      |      |

| 20-plus pts. '03-04 (w-l) | Career (w-l) |
|---------------------------|--------------|
| Mike Ames 6 (5-1)         | 15(10-5)     |
| Harding Nana 2 (2-0)      | 2 (2-0)      |
| Rulon Washington 1 (0-1)  | 1 (0-1)      |
| Chris Prothro 1 (1-0)     | 1 (1-0)      |
| Mike Slattery 1 (0-1)     | 2 (0-2)      |
| Herb Courtney 1 (1-0)     | 1 (1-0)      |

| 30-plus pts. '03-04 (w-l) | Career (w-l) |
|---------------------------|--------------|
| Mike Ames 1 (0-1)         | 2 (0-2)      |

| Dunks '03-04    | Career |
|-----------------|--------|
| Robin Wentt 12  | 26     |
| David Lunn 3    | 4      |
| Chris Prothro 2 | 3      |
| Herb Courtney 3 | 3      |
| Henry Olawoye 3 | 3      |
| Calvin Smith 1  | 10     |
| Harding Nana 1  | 1      |

| Led in Rebound.* '03-04 | Career | Con. |
|-------------------------|--------|------|
| Harding Nana 6          | 6      |      |
| Calvin Smith 4          | 13     |      |
| Herb Courtney 3         | 3      |      |
| Robin Wentt 3           | 6      | 1    |
| David Lunn 2            | 5      |      |
| Mike Ames 1             | 3      |      |
| Chris Prothro 1         | 3      |      |
| Raphael Madera 1        | 1      |      |
| Lebo Maepa 1            | 1      |      |

\* includes games tied for team-high

| Double-digit reb. '03-04 | Career |
|--------------------------|--------|
| Harding Nana 2           | 2      |
| Raphael Madera 1         | 1      |
| Herb Courtney 1          | 1      |
| Robin Wentt 1            | 1      |
| David Lunn -             | 1      |
| Calvin Smith -           | 1      |

| Double-digit ast. '03-04 | Career |
|--------------------------|--------|
| Mike Slattery 1          | 6      |

| Double-Doubles '03-04 | Career |
|-----------------------|--------|
| Mike Slattery 1       | 4      |
| Herb Courtney 1       | 1      |
| Harding Nana 1        | 1      |
| Robin Wentt 1         | 1      |

| Consec. Games Played |               |
|----------------------|---------------|
| Mike Ames 86         | CD - 2/4/01   |
| Mike Slattery 79     | ---           |
| Calvin Smith 55      | CD - 12/13/02 |
| Chris Prothro 44     | CD - 12/14/02 |
| Rulon Washington 23  | INJ - 2/26/03 |
| Robin Wentt 20       | INJ - 3/9/03  |
| Raphael Madera 20    | ---           |
| Henry Olawoye 8      | CD - 1/10/04  |
| Lebo Maepa 3         | CD - 1/24/04  |
| David Lunn 3         | INJ - 1/24/04 |

| Consec. Games Started |                     |
|-----------------------|---------------------|
| Mike Ames 74          | First start 12/6/01 |
| Mike Slattery 61      | First start 1/26/02 |
| Raphael Madera 10     | CD - 12/30/03       |
| Robin Wentt 6         | CD - 1/15/04        |
| David Lunn 3          | INJ - 1/24/04       |

| Consec. Games Played with a 3-pt. FG |                    |
|--------------------------------------|--------------------|
| Mike Ames 4                          | 0-0 (W&M, 1/21/04) |
| Rulon Washington 2                   | 0-2 (GMU, 1/28/04) |
| Herb Courtney ** 1                   | 0-1 (GMU, 1/28/04) |
| David Lunn 1                         | 0-0 (JMU, 1.31/04) |

\*\*Courtney's streak not snapped by DNPN 2/4/04

## FT shooting inside final 2:00 of reg.

| Game-by-Game         | FT-FTA | Result       |
|----------------------|--------|--------------|
| at Mt.St. Mary's ^   | 11-13  | W 75-72 (ot) |
| at American          | 8-11   | W 72-63      |
| San Francisco        | 0-2    | L 72-74      |
| at Long Island Univ. | 6-8    | W 89-76      |
| at UMBC              | 12-16  | W 74-62      |
| Loyola-MD            | 2-4    | W 76-71      |
| at Rider             | 3-4    | L 72-75      |
| Siena                | 1-2    | W 85-59      |
| Saint Joseph's       | 1-2    | L 54-75      |
| Hofstra              | 4-4    | W 66-59      |
| at VCU               | 0-0    | L 72-99      |
| at Towson            | 3-4    | L 68-70      |
| James Madison        | 5-6    | W 80-66      |
| at Drexel            | 0-0    | L 75-82      |
| Old Dominion         | 1-2    | W 64-62      |
| Wm. &Mary ^          | 8-11   | W 93-82 (ot) |
| at UNC Wilmington    | 1-1    | L 49-50      |
| George Mason         | 4-8    | W 74-65      |
| at James Madison     | 0-0    | W 63-61      |
| at Hofstra           | 0-1    | L 61-63      |
| Towson               |        |              |
| at Wm. &Mary         |        |              |
| at OldDominion       |        |              |
| UNC Wilmington       |        |              |
| at George Mason      |        |              |
| VCU                  |        |              |
| Drexel               |        |              |

|                        |                |              |
|------------------------|----------------|--------------|
| <b>2003-04 Total</b>   | <b>70-97</b>   | <b>72.2%</b> |
| <b>2002-03 Total</b>   | <b>74-105</b>  | <b>70.5%</b> |
| <b>2001-02 Total</b>   | <b>82-101</b>  | <b>81.2%</b> |
| <b>2000-01 Total</b>   | <b>70-89</b>   | <b>78.7%</b> |
| <b>1999-2000 Total</b> | <b>144-180</b> | <b>80.0%</b> |

^ includes overtime period

## Bench Scoring

| Game-by-Game         | UD-Opp. | Result       |
|----------------------|---------|--------------|
| at Mt.St. Mary's     | 26-9    | W 75-72 (ot) |
| at American          | 20-25   | W 72-63      |
| San Francisco        | 27-28   | L 72-74      |
| at Long Island Univ. | 37-30   | W 89-76      |
| at UMBC              | 11-24   | W 74-62      |
| Loyola-MD            | 13-27   | W 76-71      |
| at Rider             | 36-26   | L 72-75      |
| Siena                | 35-29   | W 85-59      |
| Saint Joseph's       | 37-10   | L 55-74      |
| Hofstra              | 11-10   | W 66-59      |
| at VCU               | 20-29   | L 72-99      |
| at Towson            | 10-10   | L 68-70      |
| James Madison ***    | 8-15    | W 80-66      |
| at Drexel            | 15-25   | L 72-85      |
| Old Dominion         | 22-20   | W 64-62      |
| Wm. &Mary            | 36-14   | W 93-82 (ot) |
| at UNC Wilmington    | 19-31   | L 49-50      |
| George Mason         | 31-26   | W 74-65      |
| at James Madison     | 34-12   | W 63-61      |
| at Hofstra           | 24-11   | L 61-63      |
| Towson               |         |              |
| at Wm. &Mary         |         |              |
| at OldDominion       |         |              |
| UNC Wilmington       |         |              |
| at George Mason      |         |              |
| VCU                  |         |              |
| Drexel               |         |              |

|                      |                  |
|----------------------|------------------|
| <b>2003-04 Total</b> | <b>472-411</b>   |
| <b>2003-04 Avg.</b>  | <b>23.6-20.6</b> |

\*\*\*snapped string of 71 consecutive games in double-figures

|                     |                    |
|---------------------|--------------------|
| <b>2002-03 Avg.</b> | <b>25.1-16.7</b>   |
| <b>2001-02 Avg.</b> | <b>28.3 - 16.4</b> |

## Second Chance Points

| Game-by-Game         | UD-Opp. | Result       |
|----------------------|---------|--------------|
| at Mt.St. Mary's     | 12-7    | W 75-72 (ot) |
| at American          | 13-8    | W 72-63      |
| San Francisco        | 16-7    | L 72-74      |
| at Long Island Univ. | 4-12    | W 89-76      |
| at UMBC              | 8-10    | W 74-62      |
| Loyola-MD            | 5-6     | W 76-71      |
| at Rider             | 11-15   | L 72-75      |
| Siena                | 11-12   | W 85-59      |
| Saint Joseph's       | 9-8     | L 54-75      |
| Hofstra              | 15-12   | W 66-59      |
| at VCU               | 13-14   | L 72-99      |
| at Towson            | 10-4    | L 68-70      |
| James Madison        | 14-4    | W 80-66      |
| at Drexel            | 7-11    | L 75-82      |
| Old Dominion         | 11-4    | W 64-62      |
| Wm. &Mary            | 12-11   | W 93-82 (ot) |
| at UNC Wilmington    | 19-12   | L 49-50      |
| George Mason         | 5-18    | W 74-65      |
| at James Madison     | 15-18   | W 63-61      |
| at Hofstra           | 11-10   | L 61-63      |
| Towson               |         |              |
| at Wm. &Mary         |         |              |
| at OldDominion       |         |              |
| UNC Wilmington       |         |              |
| at George Mason      |         |              |
| VCU                  |         |              |
| Drexel               |         |              |

|                        |                  |
|------------------------|------------------|
| <b>2003-04 Total</b>   | <b>221-203</b>   |
| <b>2003-04 Average</b> | <b>11.1-10.2</b> |

## Points off Turnovers

| Game-by-Game         | UD-Opp. | Result       |
|----------------------|---------|--------------|
| at Mt.St. Mary's     | 14-22   | W 75-72 (ot) |
| at American          | 18-15   | W 72-63      |
| San Francisco        | 16-6    | L 72-74      |
| at Long Island Univ. | 36-6    | W 89-76      |
| at UMBC              | 16-13   | W 74-62      |
| Loyola-MD            | 12-19   | W 76-71      |
| at Rider             | 15-9    | L 72-75      |
| Siena                | 27-20   | W 85-59      |
| Saint Joseph's       | 18-13   | L 54-75      |
| Hofstra              | 24-13   | W 66-59      |
| at VCU               | 14-25   | L 72-99      |
| at Towson            | 17-20   | L 68-70      |
| James Madison        | 19-19   | W 80-66      |
| at Drexel            | 18-28   | L 75-82      |
| Old Dominion         | 10-20   | W 64-62      |
| Wm. &Mary            | 17-23   | W 93-82 (ot) |
| at UNC Wilmington    | 4-10    | L 49-50      |
| George Mason         | 15-6    | W 74-65      |
| at James Madison     | 8-19    | W 63-61      |
| at Hofstra           | 15-24   | L 61-63      |
| Towson               |         |              |
| at Wm. &Mary         |         |              |
| at OldDominion       |         |              |
| UNC Wilmington       |         |              |
| at George Mason      |         |              |
| VCU                  |         |              |
| Drexel               |         |              |

|                        |                  |
|------------------------|------------------|
| <b>2003-04 Totals</b>  | <b>333-310</b>   |
| <b>2003-04 Average</b> | <b>16.7-15.5</b> |

| 2003-04 Margins | Wins | Losses |
|-----------------|------|--------|
| 1               | 1    | 1      |
| 2               | 1    | 3      |
| 3               | 1    | 1      |
| 4               |      |        |
| 5               | 1    |        |
| 6               |      |        |
| 7               | 1    | 1      |
| 8               |      |        |
| 9               | 2    |        |
| 10              |      |        |
| 11-15           | 4    |        |
| 16-19           |      |        |
| 20+             | 1    | 2      |

**Largest lead:** 31 vs. Loyola-MD (81-50, 3:19, 2nd)

**Largest deficit:** 27 vs. VCU (99-72, final)

## Under David Henderson, UD is...

|                                  |       |
|----------------------------------|-------|
| overall                          | 61-48 |
| in conference play (reg. season) | 38-27 |
| vs. conference teams             | 42-30 |

|                   |       |
|-------------------|-------|
| at home           | 35-13 |
| on the road       | 21-31 |
| on neutral courts | 5-4   |

|                    |       |
|--------------------|-------|
| home conf. games   | 23-9  |
| road conf. games   | 15-18 |
| conf. tourn. games | 4-3   |

|                              |       |
|------------------------------|-------|
| 50% or better FG             | 22-2  |
| less than 50% FG             | 39-46 |
| Opp. shoots 50% FG or better | 1-14  |
| Opp. shoots less than 50% FG | 60-34 |

|                              |       |
|------------------------------|-------|
| when scoring 70+             | 45-13 |
| when scoring less than 70    | 16-38 |
| when opp. score 70+          | 19-29 |
| when opp. score less than 70 | 43-19 |

|                       |       |
|-----------------------|-------|
| when leading at half  | 43-13 |
| when trailing at half | 12-31 |
| when tied at half     | 6-4   |

|                   |     |
|-------------------|-----|
| in overtime games | 5-2 |
|-------------------|-----|

|                          |       |
|--------------------------|-------|
| more or equal turnovers  | 31-35 |
| less turnovers than opp. | 30-13 |

|                             |       |
|-----------------------------|-------|
| outrebouncing or equal reb. | 35-23 |
| outrebounced by opp.        | 26-25 |

|                                  |      |
|----------------------------------|------|
| when leading/tied with 2:00 left | 55-4 |
| when leading/tied with 1:00 left | 57-4 |
| when trailing with 2:00 left     | 6-44 |
| when trailing with 1:00 left     | 4-44 |

|             |       |
|-------------|-------|
| in November | 6-8   |
| in December | 15-11 |
| in January  | 22-15 |
| in February | 13-11 |
| in March    | 5-3   |


|                                |       |
|--------------------------------|-------|
| in night games (5 pm or later) | 50-36 |
| in day games                   | 10-12 |

|              |       |
|--------------|-------|
| on Monday    | 3-5   |
| on Tuesday   | 3-1   |
| on Wednesday | 10-10 |
| on Thursday  | 12-5  |
| on Friday    | 3-1   |
| on Saturday  | 27-21 |
| on Sunday    | 3-6   |

|                                 |       |
|---------------------------------|-------|
| vs. America East teams ##       | 17-5  |
| vs. Atlantic 10 teams           | 1-6   |
| vs. Big South teams             | 2-0   |
| vs. Big Sky teams               | 1-0   |
| vs. CAATEams **                 | 26-26 |
| vs. Horizon League teams        | 0-2   |
| vs. Ivy League teams            | 2-1   |
| vs. MAAC teams                  | 5-4   |
| vs. MEAC teams                  | 1-0   |
| vs. Mid-American Conf. teams    | 0-1   |
| vs. Missouri Valley Conf. teams | 1-0   |
| vs. Northeast Conference teams  | 3-0   |
| vs. Patriot League teams        | 1-0   |
| vs. Southern Conference teams   | 1-2   |
| vs. West Coast Conference teams | 0-1   |


\*\* includes non-conference games prior to joining league  
## includes 16-5 mark as a member of conference

Meet the Blue Hens • Radio/TV Chart




**Harding  
Nana**  
 61 • Forward  
 So. • 6-8 • 230  
 Douala, Cameroon  
 Newport School (MD)  
 Virginia Tech

\_\_\_ppg \_\_\_rpg \_\_\_apg




**Chris  
Prothro**  
 62 • Forward/ Guard  
 So. • 6-5 • 220  
 Atlanta, GA  
 SW Atlanta Christian

\_\_\_ppg \_\_\_rpg \_\_\_apg




**Mike  
Slattery**  
 63 • Guard  
 Jr. • 5-11 • 180  
 Philadelphia, PA  
 Germantown Academy

\_\_\_ppg \_\_\_rpg \_\_\_apg




**Dan  
DiNozzi**  
 64 • Guard  
 So. • 6-5 • 195  
 Middletown, DE  
 Middletown HS

\_\_\_ppg \_\_\_rpg \_\_\_apg




**Lebo  
Maepa**  
 65 • Forward  
 Fr. • 6-8 • 220  
 Johannesburg, S. Africa  
 Durban HS

\_\_\_ppg \_\_\_rpg \_\_\_apg




**Mike  
Ames**  
 610 • Guard  
 So. • 6-8 • 190  
 Phoenixville, PA  
 St. Pius X HS

\_\_\_ppg \_\_\_rpg \_\_\_apg




**Rulon  
Washington**  
 612 • Guard  
 So. • 6-4 • 180  
 Jacksonville, FL  
 Edward White HS

\_\_\_ppg \_\_\_rpg \_\_\_apg




**Herb  
Courtney**  
 615 • Forward  
 Fr. • 6-7 • 200  
 Horsham, PA  
 Harboro-Horsham HS

\_\_\_ppg \_\_\_rpg \_\_\_apg




**Chris  
Metkiff**  
 621 • Forward  
 So. • 6-5 • 215  
 Merrick, NY  
 Kellenburg-Memorial

\_\_\_ppg \_\_\_rpg \_\_\_apg




**Robin  
Wentt**  
 624 • Forward  
 Jr. • 6-7 • 215  
 Silver Spring, MD  
 Dominican Catholic

\_\_\_ppg \_\_\_rpg \_\_\_apg




**Calvin  
Smith**  
 630 • Forward  
 Jr. • 6-5 • 210  
 Norfolk, VA  
 Cranby HS

\_\_\_ppg \_\_\_rpg \_\_\_apg




**Raphael  
Madera**  
 631 • Center  
 Fr. • 6-10 • 240  
 Queens, NY  
 Avon Old Farms (CT)

\_\_\_ppg \_\_\_rpg \_\_\_apg




**Henry  
Olawoye**  
 633 • Forward  
 Fr. • 6-8 • 230  
 Weymouth, RI  
 St. Mark's Prep (MA)

\_\_\_ppg \_\_\_rpg \_\_\_apg



**Octavius  
Flowers**  
 634 • Forward  
 Fr. • 6-6 • 200  
 Goldsboro, NC  
 Community Christian

\_\_\_ppg \_\_\_rpg \_\_\_apg



**David  
Lunn**  
 635 • Guard  
 Jr. • 6-4 • 200  
 Baltimore, MD  
 McDonogh HS

\_\_\_ppg \_\_\_rpg \_\_\_apg