



University of Delaware Sports Information Men's Basketball News

Scott Selheimer
Sports Information Director

Mike Hirschman
Asst. Director

Pete DiVito, Austin Calhoun
2003-04 Interns

Linda McCormick
Sr. Secretary

Bob Carpenter Center (Overnight: 631 S. College Ave.) • Newark, DE 19716 • 302-831-2186 (phone) • 302-831-8653 (fax) • www.udel.edu/sportsinfo

2003-04 Schedule

N 21 at Mt. St. Mary's.....W 75-72 (ot)
25 at AmericanW 72-63
30 San FranciscoL 72-74
D 3 at Long Island Univ.W 89-76
6 at UMBC.....W 74-62
10 Loyola (MD).....W 76-71
13 at RiderL 72-75
23 SienaW 85-59
30 Saint Joseph's (TV-CN 8) ..L 54-75
J 3 *Hofstra (TV-FSN).....W 66-59
7 at *VCUL 72-99
10 at *Towson (TV-CN 8)L 68-70
12 *James MadisonW 80-66
15 at *Drexel (TV-CSN-Phila.) L 75-82
17 *Old DominionW 64-62
21 *William & Mary.....W 93-82 (ot)
24 at *UNC Wilm. (TV-CAA)....L 49-50
28 *George MasonW 74-65
31 at *James Madison.....W 63-61
F 4 at *HofstraL 61-63
7 *Towson (TV-CAA).....W 80-74 (ot)
11 at *William & Mary.....W 73-68
14 at *Old Dominion.....L 74-85
16 *UNC Wilmington7:30 p.m.
21 at *George Mason4:30 p.m.
25 *VCU.....7:30 p.m.
28 *Drexel7:30 p.m.
M 5-8 CAA TournamentTBA
(Richmond Colis., Richmond, VA)
*CAA game

Athletics Media Relations
Mike Hirschman - Men's BB SID
Office - 302-831-2186
Fax - 302-831-8653
Cell - 302-981-3062
E-mail - mhirsch@udel.edu

Media Notes • Game 24

Delaware (14-9, 8-6) vs. UNC Wilmington (12-11, 8-7)
February 16, 2004 • 7:30 p.m.
Bob Carpenter Center (5,000) • Newark, DE

Probable Starters

2003-04 Stats						
Pos.	No., Name	Yr.	ppg	rpg	apg	Miscellaneous
C	31 Raphael Madera	Fr.	5.3	4.0	0.2	16 pts. vs. Saint Joseph's; 12 rebounds vs. James Madison
F	24 Robin Wentt	Jr.-r	6.8	5.3	0.6	16 pts., 18 reb. in win over Towson
G	3 Mike Slattery	Jr.	10.3	2.7	5.9	22nd in Div. I, 2nd in CAA in assists; leads CAA in ast./TO
G	10 Mike Ames	Sr.	16.2	2.9	2.0	No. 4 in CAA in scoring; No. 2 in 3-FG pct. (43.5%)
G	35 David Lunn	Jr.	8.8	4.3	1.8	career-high 17 pts. at VCU; had UD's only 3-pt. at ODU on Sat.

Off the Bench

Pos.	No., Name	Yr.	ppg	rpg	apg	Miscellaneous
F	1 Harding Nana	So.-r	11.5	7.5	0.7	13 pts., eight reb. in return at ODU on Saturday
F	2 Chris Prothro	So.	3.3	1.4	0.2	career-high 21 pts., 10 of them in a 57-second span, vs. LIU
F	4 Dan DiNozzi	So.	---	---	---	walk-on who earned spot in pre-season
F	5 Lebo Maepa	Fr.-r	2.5	2.0	0.3	9 pts. and team-high 6 reb. vs. George Mason
G	12 Rulon Washington	So.	5.1	1.3	0.8	12 pts. vs. ODU (6-9 FG); tying 3-pt. w/:00.9 vs. Wm. & Mary
G/F	15 Herb Courtney	Fr.	5.3	3.3	0.2	tip in at the buzzer to beat JMU; 20 pts., 10 reb. vs. Wm. & Mary
F	21 Chris Metkiff	Fr.	---	---	---	walk-on who earned spot in pre-season
F	30 Calvin Smith	Jr.	4.5	3.8	0.6	had 14 pts., 9 reb. in win over American
F	33 Henry Olawoye	Fr.	2.2	1.5	0.4	season-high seven pts. against Old Dominion
G/F	34 Octavius Flowers	Fr.	---	---	---	Conf. Player of the Year at Comm. Christian HS last year

A pronunciation guide is available on page 2 of tonight's game notes.

Injury Report

Lebo Maepa has been bothered by a sore left knee, the same knee he had surgery on in the off-season. He is day-to-day... **Mike Slattery** sprained the MCL in his right knee in the second half against William & Mary. He is day-to-day... **Calvin Smith** has a sprained left ankle. He is day-to-day.

All-time Series

All-Time Series Record: UNCW leads, 6-1
UD vs. UNCW at Wilmington, NC: 1-2
UD vs. UNCW at Newark, DE (at BCC): 0-2 (0-2)
UD vs. UNCW on neutral courts: 0-2

For complete series results, check the opponents section of the UD media guide.

Blue Hens by the Numbers in 2003-04

8-2 ..Home
6-7 ..Road
0-0 ..Neutral courts
6-0 ..vs. CAA at home
2-6 ..vs. CAA on the road
3-0 ..in overtime games
11-5 ..when scoring 70+ pts.
3-4 ..when scoring -70 pts.
5-7 ..when opponents score 70+
9-2 ..when opponents score -70
10-5 ..when making 5+ 3-pt FG
2-1 ..when making 10+ 3-pt FG

9-5 ..when leading at halftime
5-4 ..when trailing at halftime
0-0 ..when tied at halftime
11-0 ..leading or tied at 2:00 left
12-0 ..leading or tied at 1:00 left
3-9 ..trailing with 2:00 left
2-9 ..trailing with 1:00 left
9-1 ..when Hens score first
5-8 ..when opp. score first
4-4 ..winning opening tap
10-5 ..when losing tap
5-1 ..shooting 50% + FG
9-8...shooting under 50% FG
0-1 ..opp. shoot 50% + FG
14-8 ..opp. shoot under 50% FG

5-7 ..more or = turnovers
9-2 ..less turnovers
8-5 ..outrebounding or = opp.
6-4 ..outrebounded by opp.
12-6 ..at night (5 pm or later start)
2-3 ..during the day
1-0 ..on Monday
2-1 ..on Tuesday
5-2 ..on Wednesday
0-1 ..on Thursday
1-0 ..on Friday
5-4 ..on Saturday
0-1 ..on Sunday

2-1 ..in November
4-2 ..in December
6-4 ..in January
2-2 ..in February
0-0 ..in March
1-0 ..vs. America East
0-1 ..vs. Atlantic 10
8-6 ..vs. CAA
2-1 ..vs. Metro Atlantic Ath. Conf.
1-0 ..vs. Northeast Conf.
2-0 ..vs. Patriot League
0-1 ..vs. West Coast Conf.

Say It Like This...

- Harding Nana (NAH-NAH)
- Chris Prothro (PRO-throw)
- Dan DiNozzi (Deh Nah-zee)
- Lebo (Lay-bo) Maepa (May-puh)
- Rulon (ROO-lahn) Washington
- Raphael Madera (Muh-dare-uh)
- Henry Olawoye (Ohl-uh-way)
- Steve Groothuis (GROO-th-ee-us)

You want numbers?

So you say you're a numbers freak? Try these on for size.

2 - So much for "1" being the loneliest number. At Delaware this season, "2" is the loneliest number. Chris Prothro is the first Blue Hen to wear the No. 2. Of course, part of the reason for that is the No. 2 was illegal from 1957-58 to 1999-2000 (as was wearing "1").

4 - The number of times UD has rallied from a double-digit halftime deficit to win since 1980-81. After not doing it since Jan. 6, 1993 and only twice in the last 23 seasons, UD has done it twice this season (at Mt. St. Mary's and at home against Old Dominion).

4 (the sequel) - The number of times UD has lost consecutive home games since the BCC opened in December 1992.

5 - The number of times UD has lost when leading with 2:00 left since Nov. 1997. UD is 110-5 when that happens during the span.

6 - When UD has a lead of six points or more at halftime, it has won 67 of 69 since Nov. 1997.

9 - The number of players that have led UD in rebounding in a game this season.

10 - The number of players that have scored in double-figures in a game this season.

13 - The number of UD players all-time who have had multiple 30-point games in their career, including Mike Ames.

21 - The number of steals UD had against Siena this season to set a school record.

34 - That's how many sellouts UD has had in the last five seasons at the 5,000-seat Bob Carpenter Ctr.

99 - This is the 99th season of Delaware basketball.

125 - UD is 125-27 when leading at the half since 1997.

125 (the sequel) - UD is 125-34 (.786 pct) at "The Bob" since it opened Dec. 1, 1992 (12th season).

404 - UD has made at least one three-pointer in 403 consecutive games. The Blue Hens haven't been shutout from behind the arc since Nov. 28, 1990 at Bucknell.

On the Internet...

University of Delaware athletics information is available via the internet through <http://www.udel.edu/sportsinfo>

Box scores and game stories are usually posted within an hour of the conclusion of each UD basketball game. Cumulative statistics are also updated and posted after each game. Media notes are available in a PDF format within 24 hours of the start of each game.

In addition, live stats are available for all UD home games.

For more information, contact the UD athletics media relations department.

... and on the Air

For the fifth consecutive year, the Blue Hen radio network's flagship station is The Ticket AM-1290. Also on the network are WDOV-AM 1410 (Dover) and WTGM-AM 960 (Salisbury, MD). Mike Corey and Bill Komissaroff call the action on the network. The River 94.7-FM is also carrying all road games beginning Jan. 1.

In addition, many UD basketball games are also broadcast on the UD student station, WVUD-FM 91.3, and WVUD2, the station's internet radio network.

Real Audio links for both broadcasts are available through UD's athletics website.

Delaware will play six games on network TV this season. The Fightin' Blue Hens appear on CN-8 twice, at home against Saint Joseph's and at Towson; on Comcast SportsNet-Philadelphia at Drexel; on Fox SportsNet at home against Hofstra (local coverage TBA); and twice on the CAA Network (locally on Comcast SportsNet-Philadelphia and CSN Mid-Atlantic), at UNC Wilmington and at home against Towson.

All Delaware home games are also shown on STN, the student television network, that is shown on-campus.

CAA Media Teleconference

The CAA will hold its weekly men's basketball media teleconference **each Tuesday through March 2**. The number to access the teleconference is 888-452-9753. The passcode is available by contacting Tripp Sheppard or Rob Washburn in the CAA office at 804-754-1616.

The teleconference schedule is as follows:

- 10:10 Tom Pecora, Hofstra
- 10:20 Jeff Capel, Virginia Commonwealth
- 10:30 Blaine Taylor, Old Dominion
- 10:40 Rick Boyages, William & Mary
- 10:50 Brad Brownell, UNC Wilmington
- 11:00 Sherman Dillard, James Madison
- 11:10 Jim Larranaga, George Mason
- 11:20 Michael Hunt, Towson
- 11:30 David Henderson, Delaware
- 11:40 Bruiser Flint, Drexel

David Henderson Show

The David Henderson Show airs each Monday from 7-7:30 p.m. on The Ticket 1290 AM and The River 94.7-FM. (Real Audio links are available at www.udel.edu/sportsinfo/mens_basketball).

Each Monday, the David Henderson Show will come from the legendary Deer Park Tavern on Main Street in downtown Newark.

Coach Henderson is joined by the voice of the Blue Hens Mike Corey for a review of the past week's games, a preview of upcoming action, and a series of questions both from the restaurant audience and listeners via call-in.

During the 2003-04 season, live shows are scheduled for Dec. 1, Dec. 8, Dec. 15, Dec. 22, Dec. 29, Jan. 5, Jan. 12, Jan. 19, Jan. 26, Feb. 2, Feb. 9, Feb. 16, Feb. 23, Mar. 1 and Mar. 8.

Last Meeting vs. UNCW

UNC Wilmington50
DELAWARE49
January 24, 2004 • Trask Coliseum

Delaware	MIN	FG	FT	R	A	F	TP
Nana	9	0-2	0-0	1	0	0	0
Wentt	26	2-5	2-3	7	0	2	6
Madera	30	2-6	0-0	8	0	3	4
Slattery	35	1-7	2-2	5	4	4	5
Ames	32	6-13	0-0	2	1	0	15
Prothro	12	2-3	0-0	3	0	0	5
Washington	15	3-5	0-0	1	2	3	8
Courtney	23	0-6	6-6	9	0	0	6
Smith	10	0-0	0-0	2	0	3	0
Olawoye	8	0-0	0-0	1	0	1	0
Totals	200	16-47	10-11	39	7	16	49
		.340	.909	(0)			

UNCW	MIN	FG-A	FT-A	R	A	F	TP
Terrell	27	1-5	6-8	10	1	0	8
Grkovic	2	0-0	0-0	1	0	0	0
Justus	20	0-1	0-0	3	1	0	0
Gunn	11	0-2	1-2	1	1	0	1
Spencer	33	5-12	0-0	3	1	1	10
Coombs	15	4-6	0-1	3	0	2	8
Carter	8	2-5	0-0	3	0	1	4
Goldsberry	27	0-7	0-1	2	2	1	0
Lay	2	0-0	0-0	0	0	2	0
Lane	21	4-7	0-3	3	0	2	10
Laue	12	0-0	2-2	2	0	1	2
Wyrick	22	2-9	2-4	3	0	1	7
Totals	200	18-54	11-21	36	6	13	50
		.333	.524	(2)			

Delaware27.....22 - 49
UNC Wilmington :..26.....24 - 50

Three-point FG: UD - 7-21, .333 (Ames, 3-8, Washington, 2-4, Slattery, 1-5, Prothro, 1-1, Courtney, 0-3), UNCW - 3-17, .176 (Lane, 2-5, Wyrick, 1-2, Justus, 0-1, Spencer, 0-3, Carter, 0-1, Goldsberry, 0-4); **Blocks:** UD - 5 (Wentt, 2, Prothro, Courtney, Smith), UNCW - 1 (Terrell); **Steals:** UD - 1 (Nana), UNCW - 9 (Lane, 3, Laue, 2, Spencer, 2, Justus, Wyrick); **Turnovers:** UD - 15 (Ames, 5, Madera, 2, Washington, 2, Courtney, 2, Slattery, Prothro, Smith, Team), UNCW - 4 (Grkovic, Spencer, Coombs, Carter); **Officials:** Gary Maxwell, Alain Spainhour, Joey Caruthers; **Attendance:** 6,100.

WILMINGTON, NC -- Delaware's late-game heroics didn't continue vs. UNC Wilmington...down 50-49 with 3.1 seconds left, Delaware's Rulon Washington mishandled a pass that forced him to misfire on a 25-foot off-balance jumper at the buzzer, giving the Seahawks the victory in a defensive struggle... Delaware was coming off two straight wins over Old Dominion and Wm. & Mary in which the Hens converted last-second three-pointers, fell despite a game-high 15 points from Mike Ames...Herb Courtney pulled nine rebounds for the Hens while Raphael Madera added eight and Robin Wentt collected seven boards...UNCW had Ed Spencer and Halston Lane each score 10 points and Anthony Terrell added eight points and a game-high 10 rebounds...the Seahawks committed just four turnovers the entire game to offset 33.3 percent shooting from the field...UD, which committed 15 turnovers and shot just 34 percent from the field itself, got a three-pointer from Washington just before the halftime buzzer to take a 27-26 lead into intermission and built the advantage to 36-29 on a basket by Wentt with 15:35 left...but UNCW bounced back, taking off on an 11-0 run to regain the lead and holding the Hens scoreless for 6:14 until Ames hit a three-pointer with 9:21 left to cut the Seahawk margin to 40-39...Spencer hit a jumper with 49 seconds left to up the UNCW lead to 50-46...Wentt came up with a big play with 6.7 seconds remaining when he converted a three-point play on a layup...John Goldsberry gave the Hens one last chance for the win when he missed a free throw with six seconds left...the Hens called two timeouts to set up the last play, but Washington couldn't handle a pass from Wentt and by the time he regained possession of the ball, his off-balance jumper just before the final buzzer was way off the mark...UD played the entire game without starting guard David Lunn, who was sick and did not make the trip, and the entire second half without starting forward Harding Nana, who suffered a strained shoulder in a collision while diving for a loose ball in the first half.

CAA Pre-season Polls

Coaches' Poll	Place	Media Poll
George Mason	1	George Mason
UNC Wilmington	2	VCU
VCU	3	UNC Wilmington
Delaware (T-4)	4	Delaware
Drexel (T-4)	5	Drexel
Old Dominion	6	Old Dominion
Hofstra	7	Hofstra
James Madison	8	James Madison
William & Mary	9	William & Mary
Towson	10	Towson

Pre-season All-CAA

Coaches' Vote	Media Vote
First Team	
Dominic Jones, VCU	Dominic Jones, VCU
Mark Davis, Geo. Mason	Mark Davis, Geo. Mason
Kenny Adeleke, Hofstra	Kenny Adeleke, Hofstra
Adam Hess, Wm. & Mary	Adam Hess, Wm. & Mary
Troy Godwin, VCU	Mike Ames, Delaware
Second Team	
Mike Slattery, Delaware	Mike Slattery, Delaware
Mike Ames, Delaware	Troy Godwin, VCU
Nick George, VCU	John Goldsberry, UNCW
Alex Loughton, ODU	Phil Goss, Drexel
Anthony Terrell, UNCW	Anthony Terrell, UNCW

Keeping it Interesting

It is a good thing Delaware coach **David Henderson** is young and healthy... because his team has given plenty of reasons to be reaching for a defibrillator this season.

Delaware has played eight games this year, including five of the last eight outings, where the outcome of the game has been decided in the final five seconds of regulation and/or overtime. Delaware is 5-3 in those games, as listed below:

✓ **Nov. 21 at Mt. St. Mary's**, MSM's Charles Cook hits a three-pointer with :03 left in regulation to force overtime. UD eventually wins in OT, 75-72.

✓ **Nov. 30 at home against San Francisco**, USF's Andre Hazel hits a 15-foot fallaway jumper as time expires to beat Delaware, 74-72.

✓ **Jan. 10 at Towson**, Towson's Jamal Gilchrist hits a runner in the lane with :04 seconds remaining and **Chris Prothro's** three-pointer missed at the buzzer as Towson defeated Delaware, 70-68. UD had trailed 56-45 with 7:59 to play before rallying to take the lead with 53 seconds left.

✓ **Jan. 17 at home against Old Dominion**, **Mike Ames'** three-pointer from the right corner with 1.8 seconds left lifts Delaware past Old Dominion, 64-62, after UD trailed, 50-38, with 12:28 to play.

✓ **Jan. 21 at home against Wm. & Mary**, **Rulon Washington's** three-pointer with 0.9 seconds left in regulation caps a furious rally and forces overtime as Delaware defeated Wm. & Mary, 93-82. UD had trailed 71-63 with 1:15 left in regulation.

✓ **Jan. 24 at UNC Wilmington**, **Rulon Washington's** three-pointer missed as time expired as Delaware fell at UNC Wilmington, 50-49.

✓ **Jan. 31 at James Madison**, **Herb Courtney's** putback of a Mike Slattery miss as time expired lifted Delaware to its first CAA road win of the season, 63-61, over James Madison.

✓ **Feb. 7 at home against Towson**, **Mike Ames** plays the hero again, knocking down a three-pointer with :03 remaining in regulation to force overtime as UD gets past Towson, 80-76. UD trailed 63-57 with 2:17 left and missed five of six at the line in the final three minutes of regulation.

The above list doesn't include Delaware's loss at Hofstra, in which UD had a chance to tie with 10 seconds left, but a three-pointer by Ames was off the mark.

In addition, UD has been tied or trailing in the second half in 15 consecutive games (including all 14 CAA games) and 18 of 23 this season.

As Simple as Making Shots

Delaware's success has really just depended on making baskets lately.

In David Henderson's three-plus seasons, Delaware is 63-49. In that span, **28 of 49 losses have come with UD shooting under 40% from the field (8-28 when shooting less than 40%).**

At the other end of the spectrum, when **UD shoots better than 50%, it is 22-2 under Henderson.**

It Starts with Slattery

Mike Slattery took over the starting point guard slot the second half of his freshman season. The move started paying dividends almost immediately.

Slattery, a native of Philadelphia and product of Germantown Academy, had 94 assists as a rookie. He continued that play last season, while his minutes nearly doubled (from 19.7 as a freshman to 35.7). He led the CAA in assists per game at 6.2, which also ranked No. 18 in Division I. He also ranked second in assist/TO ratio (2.32).

Entering tonight's game, Slattery is second in the CAA in assists (5.9, also No. 22 in the nation entering the week) and is eighth in the league in steals (1.7). He is also first the CAA in assist/TO ratio at 2.57.

Since taking over the starting slot as a freshman, **in 64 starts Slattery has 367 assists and just 153 turnovers... a 2.40 ast./TO ratio. In those 64 starts, Slattery has only had a "minus" night (more TO's than assists) four times. Slattery has five or more assists in 42 of his last 57 games, including 18 times this season. He also has six games with 10 or more assists in his career.**

He is the fourth player to record 400 career assists at UD, and only the second to do it before his senior season. He now has 407 for his career.

During his career, he has played 2378 minutes and committed 176 turnovers, which is less than three turnovers per 40 minutes or one every 13.5 minutes.

Against UNC Greensboro last year, Slattery had a career-high 15 assists. It was the most by a Blue Hen in 20 years, tied for the second-highest single-game total in UD history, and was a Carpenter Center record.

In that game, Slattery played all 40 minutes and had 15 assists versus just one turnover. The 15 assists were also one shy of a CAA record. He duplicated that performance in UD's home win against William & Mary, making Slattery was one of two players in the nation last year to record multiple 15-assist games.

In 15 wins last season, Slattery had 103 assists (6.9 apg). **Slattery has 92 assists in UD's wins this season (6.6 apg), and 44 assists in UD's losses (4.9 apg).**

Of course, distributing the ball is nothing new to Slattery. When he was at Germantown Acad., a big part of his role was getting the ball to a couple of guys by the names of **Matt Walsh**, who has made quite a name for himself at Florida, **Ted Skuchas**, a redshirt freshman at Vanderbilt, and **Lee Melchioni**, who is in his sophomore season at Duke.

Gotta' Score 60

With the CAA known as one of the top defensive leagues around, points are at a premium.

With that said, Delaware is 3-23 over the last five seasons when held to less than 60 points.

Three-point Facts

As mentioned previously, Delaware has made at least one three-point field goal in each of the last 404 games dating back to Nov. 28, 1990. Bucknell was the last team to hold Delaware without a three-pointer. The Bison held Delaware to 0-for-2 in a 71-62 Bucknell win in East Coast Conference play.

Putting that into proper perspective, **freshman Herb Courtney turned six years old** on the day that UD was last held without a three-point field goal.

In all, Delaware has made at least one three-pointer in all but five games (514 out of 519

games) since the implementation of the three-point line throughout the NCAA in 1986-87. (Some conferences had an experimental line before that.)

One of the five games that UD failed to make a three-point field goal was the very first game the rule was in effect. It wasn't until Delaware's second game against Washington College (MD) that Brad Heckert made the first-ever 3-pt. field goal by a Blue Hen. (It came on Dec. 3, 1986 with 13:43 left in the first half.)

The current streak of 404 games was started by Mark Houghton on Dec. 5, 1990 against St. Francis (PA). He hit a three-pointer from the left wing with 4:22 remaining in the first half. UD lost the game, 72-70. That shot, however, began UD's current string.

Furthermore, UD has connected on 200 or more three-pointers in each of the last five seasons. The Blue Hens hit for 251 in 2000-01, breaking the record of 243 from the 1999-2000 season. The 1999-2000 total, broke the team record of 207 set in 1998-99.

UD has made 10 or more three-pointers 41 times (three times this season) since the rule was implemented. In fact, UD has made five or more three-pointers in 121 of its last 143 games, including 47 of the last 58.

Scoring 70

UD opened the season scoring 70 points in eight consecutive games – a UD record.

The last time UD opened the season scoring 70 in five straight was 1998-99, when it scored 70-plus in seven straight.

In fact, prior to this season, UD scored 70 or more in the first five games of a season only nine times in school history.

The last time...

UD played overtime...

2/7/2004 vs. Towson (W 80-76)

UD played double-overtime...

2/18/1994 at Northeastern (W 89-85)

UD scored 100 pts...

3/4/2001 vs. Northeastern (W 110-66)

UD allowed 100 pts...

2/26/1995 at New Hamp. (L 111-113)

UD was held under 50 pts...

1/24/2003 at UNC Wilmington (L 49-50)

UD held opp. under 50 pts...

3/8/2003 vs. George Mason (W 61-49)

UD made 10 3-pt FGs...

1/21/04 (10) vs. Wm. & Mary (W 93-82)

UD allowed 10 3-pt FGs...

12/9/2002 (10) vs. Saint Joseph's (L 59-77)

A Blue Hen scored 25 pts...

Mike Ames (30) at Drexel, 1/15/2004

An opp. scored 25 points...

Isaiah Hunter (25), Old Dominion, 2/14/04

A Blue Hen scored 30 pts...

Mike Ames (30) at Drexel, 1/15/2004

An opp. scored 30 pts...

Landy Thompson (30), Mt. St. Mary's, 11/21/03

A Blue Hen scored 35 pts...

Mike Pegues (38) vs. Hartford, 1/16/1999

An opp. scored 35 pts...

Matt Johnson (42), Vermont, 2/16/1991

A Blue Hen scored 40 pts...

Ken Luck (40) vs. West Chester, 1/27/1982

An opp. scored 40 pts...

Matt Johnson (42), Vermont, 2/16/1991

A Blue Hen grabbed 15 reb...

Robin Wentt (18) vs. Towson, 2/7/2004

A Blue Hen grabbed 20 reb...

Greg Smith (21) vs. Vermont, 1/12/1997

An opp. grabbed 20 reb...

Scott Drapeau (20), New Hamp., 3/5/1994

A Blue Hen had 10 assists...

Mike Slattery (10) at Drexel 1/15/2004

A Blue Hen had 5 3-pt FGs...

Rulon Washington (6-10) at Hofstra 2/4/2004

Courtney's Coming Out

Delaware coach David Henderson knew it was just a matter of time before **Herb Courtney's** coming out would take place.

Against William & Mary... it certainly did.

Courtney had 20 points and 10 rebounds to carry the Fightin' Blue Hens to a 93-82 overtime win over the Tribe.

Courtney shot 8-for-9 from the field, including 3-for-3 from three-point range. He scored 17 of his points after the intermission, including five points on a pair of field goals that ignited a Delaware 18-9 run over the final two minutes of regulation to force overtime.

Courtney put himself in some good company with his performance. It was the first double-double by a UD freshman since Mike Pegues had 11 points and 10 rebounds against Florida on Dec. 1, 1996 (game was played in San Juan, PR).

It was the first 20-point game by a UD freshman since Tyrone Perry scored 23 points at Duke on Dec. 9, 1995.

It was the first 20-point, 10 rebound game by a UD freshman since Anthony Wright had 20 points and 11 rebounds at Lafayette on Jan. 17, 1990.

Nana's First Night

Harding Nana made his much-anticipated debut against Siena... and made the most of it.

Nana, a 6-8 sophomore who transferred from Virginia Tech mid-season last year, **had 21 points** on 6-9 shooting from the field, including 3-5 from three-point range.

It was the first time a player scored 20 points in his Delaware debut since Keith Davis scored 24 points against Delaware State on Nov. 22, 1996 - Davis' first game after transferring to Delaware from VCU.

No Place Like Home

The Blue Hens certainly love to play at the Bob Carpenter Center.

Nicknamed "The Bob" by the UD student body, **Delaware has won 72 of its last 87 games on its home floor and is 125-34 at home** in "The Bob's" 11 seasons.

That success has continued in the David Henderson era. **Delaware is 36-13 at home during Henderson's tenure.**

UD has lost consecutive home games just four times since the BCC opened in December 1992 and has never lost three straight at home at the BCC.

While a member of America East, UD was 72-18 against America East members at home. Since switching conferences, Delaware is 15-7 against CAA members.

The Fightin' Blue Hens are successful out of the league, too. UD is 35-10 against non-conference foes at "The Bob", including 22 of the last 27 going back to December 1995.

Home Attendance		
Year	Avg.	SO
1992-93	3,696	1
1993-94	3,077	0
1994-95	3,158	1
1995-96	3,499	0
1996-97	3,408	1
1997-98	3,686	1
1998-99	4,815	9
1999-2000	4,989	12
2000-01	4,848	5
2001-02	4,948	6
2002-03	4,697	1
2003-04	4,400	1
Blue Hens at the BCC		
	Overall	Conf.*
1992-93	11-1	7-1
1993-94	10-3	5-2
1994-95	8-4	6-2
1995-96	10-4	7-3
1996-97	10-5	6-5
1997-98	13-2	11-1
1998-99	13-1	11-1
1999-2000	14-1	10-1
2000-01	12-2	9-2
2001-02	8-4	6-3
2002-03	8-5	5-4
2003-04	8-2	6-0
TOTAL	125-34	89-25

*reg. season & tourn. games

Ready, Ames... Fire!

Mike Ames is on the verge of becoming the most prolific three-point shooter in UD history.

Last year, the Phoenixville, PA product became **the first Fightin' Blue Hen to record 70 or more three pointers in two seasons**, which he did in consecutive seasons (73 each of the last two years).

Ames, who has had streaks of 14, 18 and 21 consecutive games with a three-pointer during the last two seasons, **has broken the UD career three-point mark with 219**. Kestutis Marciulionis (pronounced Kuh-stootis Mar-sha-loe-nis) had 211.

Ames, who is also approaching Marciulionis' three-point attempts record of 611, **is shooting 40.8% for his career**, which ranks him fourth at UD.

The lone senior of the UD squad, Ames was named to the coaches' second-team All-CAA squad in the pre-season and the media's first-team All-CAA squad. **He enters tonight's game No. 4 in the CAA in scoring at 16.2 ppg. He leads the league in FT pct. (85.1%, No. 36 nationally at the start of the week) and is second in 3-pt. FG percentage (42.5%), third in 3-pt. FGs per game (2.4), 12th in FG pct. (46.2%) and 14th in steals (1.4 spg).**

Ames became the 22nd player at UD to surpass the 1,000 career-point mark earlier this season. **He has 1,252 points thus far in his career, ranking him No. 10 at UD. In that, he has 63 double-figure games at UD (18 this season), including 15 20-point games.**

In addition, **Ames has appeared in 89 consecutive games and has made 77 consecutive starts**, both are the longest streaks among active Blue Hens.

40-minute Men

In recent seasons, Delaware has been a tough team to beat when it has a halftime lead.

Delaware has won 121 of the last 134 when leading at the half, including a 44-13 mark during head coach David Henderson's tenure.

That mark gets better when UD is at home. **At the BCC, the Fightin' Blue Hens are 78-9 when leading at the half since the arena opened.** UD has won 67 of the last 73 at home when leading at intermission.

Under David Henderson, Delaware is 26-4 when leading at the half at home.

Furthermore, if UD has lead of six points or more at half, the Fightin' Blue Hens are 67-2 since November 1997.

What's Back & What's Not

Here's a breakdown of what returns and what doesn't for the Blue Hens this season...

	2002-03	Return	Lost	% Ret.
Points.....	1990.....1179.....	811	59.2%
FG Made.....	702.....418.....	284	59.5%
FGAtt.	1719.....1038.....	681	60.4%
3-FG Made	202.....156.....	46	77.3%
3-FG Att.	598.....471.....	127	78.8%
FT Made.....	384.....197.....	187	51.3%
FT Att.	544.....288.....	256	52.9%
Rebounds.....	1028.....615.....	413	59.8%
Off. Reb.....	320.....184.....	136	57.5%
Def. Reb.....	708.....441.....	267	62.3%
Assists	407.....292.....	115	71.8%
Turnovers.....	389.....251.....	138	64.5%
Blocks	108.....59.....	49	54.6%
Steals.....	231.....148.....	83	64.1%
Minutes	5850.....3723.....	2127	63.6%

Stealing the Show

Delaware's backcourt trio of **Mike Slattery**, **David Lunn** and **Mike Ames** are all ranked among the CAA leaders in steals.

The trio has combined for 109 steals this season.

Lunn is seventh in the CAA in steals at 1.73 per game, while Slattery is eighth at 1.70 per game and Ames is 14th (1.43).

As a team, UD is second in the league at 8.6 spg.

No Splinters on this Squad

David Henderson has used his bench a lot during his tenure at Delaware.

During Henderson's tenure, the UD bench has scored in double-figures in 107 of 112 games. Delaware had its streak of consecutive games with double-figure bench-points snapped against James Madison. **Delaware's bench had scored in double-figures in 71 consecutive games, but was held to just eight points in its 80-66 win over the Dukers.**

Before that, Delaware's bench was last held to less than 10 points on March 10, 2001 by Hofstra (8) in the America East title game.

Overall last season, Delaware's bench averaged 25.1 ppg, 8.4 ppg more than the opposition. UD scored 20 or more points off of the bench in 20 of 29 games.

In the 2001-02 season, UD's bench averaged 28.3 ppg and scored 20 or more points in 27 of 30 games.

The trend has continued thus far this season, despite the graduation of 6th man Ryan Iversen. **UD has gotten 20+ points from its bench 16 times this season.**

UD Inks McMahon to NLI

University of Delaware's men's basketball coach David Henderson has announced the signing of guard/forward **Sam McMahon** during the National Letter of Intent program's early signing period.

McMahon, 6-5 and 215 lbs., graduated from Jefferson City HS in Missouri last season and is currently enrolled at Bridgton Academy in North Bridgton, ME. A native of Lohman, Missouri, McMahon finished his playing career at Jefferson City ranked first in games played (103), minutes played (2,620), free throws made (377) and free throws attempted (489). He also ranked second in school history in points with 1,411 and third in rebounds with 641.

As a junior, McMahon averaged 14.0 ppg and 7.3 rpg and earned all-district and second-team all-state honors in Class 4A. He led his team to the Missouri 4A Final Four.

Last year, as a senior, McMahon earned all-district honors, scoring more than 500 points in his final season for a 19.0 ppg average.

At Jefferson City, McMahon played soccer, basketball and baseball, including two seasons as a starting pitcher. He was considered by some as one of the Top 10 senior basketball players in the state last year.

Not Just Basketball Smart

Some have stated that the combination of **Mike Ames** and **Mike Slattery** might be the best backcourt in the CAA this season.

Ames and Slattery, however, aren't just successful on the basketball court. Both are candidates for academic awards, with GPAs better than 3.0.

Slattery, who was selected to the CAA's All-Academic squad last March, is a candidate for CoSIDA Academic All-America this season. He is a sports management major.

Ames is UD's Dean Ehlers Leadership Award nominee and could also be a candidate for All-Academic this season. He is majoring in criminal justice.

One They'd Rather Forget

In Delaware's loss at VCU, **UD allowed 99 points, the most since Feb. 26, 1995** (when New Hampshire scored 113 in an overtime win).

The 58 first-half points were **the most UD allowed in a first half since Jan. 10, 1986** (when Navy, led by David Robinson, scored 59 against Delaware).

Now That's a Summer Job!

Dan DiNozzi has an interesting summer job.

DiNozzi, who earned a spot as a walk-on with the team this year after serving as a student-manager last season, **works with the Wilmington Blue Rocks, the Kansas City Royals' Carolina League affiliate, in the summer.**

His duties include serving as Mr. Celery. Mr. Celery is the Blue Rocks' mascot that dances out from behind home plate every time the Blue Rocks score.

DiNozzi, whose brother is CAA Pole Vault Champion Jon DiNozzi, has been Mr. Celery on the weekends each of the last two baseball seasons.

A Tale of Two Teams

Delaware's numbers in its wins and losses during the 2002-03 season:

	Won	Lost
Average Points	72.9	64.0
First Half	34.4	28.6
Second Half	38.5	33.0
3-pt. Field Goal Pct.	37.8	30.5
Field Goal Pct.	44.5	37.1
Field Goal Defense	39.9	47.0
Turnovers	12.1	14.8

A Near-Perfect Birthday

Mike Ames, the lone senior on the UD squad, celebrated his 22nd birthday in UD's outing against Siena.

Ames had a near perfect birthday, scoring 17 points on 4-6 shooting from the field, including 4-4 from three-point range, and 5-6 shooting at the foul line. The Phoenixville, PA native also had three assists, three rebounds and two steals in 27 minutes of action.

Ames Setting the Standard

Mike Ames has set two new UD records this season.

Over a span of two games in mid-January, Ames connected on nine consecutive three-point attempts, breaking the mark set by Billy Wells in January 2001. Wells had made eight straight over two games.

Ames went 5-for-5 from behind the arc in the second half of UD's win over James Madison, then followed that up with a 4-for-4 first half from three-point range in UD's loss at Drexel.

Ames, who has moved into the Top 10 in career scoring at UD, also broke UD's career three-point record, standing currently 219 three-point field goals.

His 57 seconds of fame

The old saying is everyone has his/her 15 minutes of fame.

In the case of sophomore **Chris Prothro**, against LIU it was 57 seconds of fame.

Prothro scored 10 points on three field goals and two free throws in a span of 57 seconds in the first half against Long Island University. Prothro finished the first half with 16 points, five more than his previous career-high of 11, and finished the game with 21 points.

Prothro single-handedly carried the Blue Hens through a 10-1 run to turn a 27-22 deficit into a 32-28 lead. Delaware held that margin into the intermission, 47-43, before pulling away in the second half for an 89-76 win over the Blackbirds.

Ironically, Prothro "staged" his fame in LIU's Schwartz Center - formerly the Brooklyn Paramount Theatre (until 1962 when LIU converted into a gym).

Working Overtime

• **All-time, the Fightin' Blue Hens are 41-31 in overtime games, 25-10 in Newark.** (A complete list can be found in the UD media guide.)

• **Delaware is 8-2 in overtime games all-time at the BCC.**

• **Under David Henderson, Delaware is 6-2 in OT games.**

• **The Blue Hens have not had consecutive overtime games since Feb. 3 & 7, 1973.**

In-season Birthdays

• **Lebo Maepa turned 20 on Nov. 26**

• **Herb Courtney turned 19 on Nov. 28**

• **Mike Ames turned 22 on Dec. 23**

• **Mike Slattery turned 21 on Dec. 27**

• **Harding Nana turned 23 on Jan. 17**

• **Rulon Washington turned 21 on Feb. 1**

• **Chris Prothro turns 20 on Feb. 24**

Gotta Win the Close Ones

Last year, Delaware was 6-1 in games decided by three points or less.

Delaware is 3-5 in games decided by three points or less this season.

Best Start...

Delaware's 7-3 start this season was the team's best 10-game start under David Henderson.

Each of the first three seasons, UD began 5-5 under Henderson.

Ranking UD's Stats

Rankings are based on 10 CAA and 326 NCAA Div. I teams:

	CAA	NCAA
Scoring	4th	108th
Scoring Def.	6th	182nd
Scoring Mar.	6th	134th
Free Throw Pct.	3rd	123rd
Field Goal Pct.	6th	169th
Field Goal Def.	4th	129th
3-pt. FG Pct.	2nd	26th
3-pt. FG Pct. Def.	5th	n/a
Rebound Mar.	5th	137th
Assists	7th	215th
Turnovers	9th	276th
Fouls (fewest)	10th	302nd

NOTE: NCAA stats through 2/9

Milestones & Streaks

Mike Ames...

- At Rider this season, became the 22nd at UD to score 1,000 career points. He ranks No. 10 with 1,252 career points.
- Has scored in double-figures in 42 of the last 54, including 18 times this season.
- Has at least one three-pointer in 42 of 47 games, 60 of the last 66 and 74 of the last 82 games.
- Became the 13th player in UD history to record 30 points in a game twice during his career (both at Drexel).
- Has started 77 consec. games... the longest among active UD players.
- Became the third player in UD history to record 200 career three-pointers. He hit No. 200 with 1.8 seconds left to beat Old Dominion. Currently has a UD record 219 in his career.

Mike Slattery...

- Has appeared in all 82 games in his UD career.
- Has started 64 consecutive games.
- Recorded five or more assists in 19 games last season and has done it in 18 games this season. He has 297 assists and 117 turnovers in the last 48 games (2.54 ast./TO ratio).
- Recorded his 400th career assist at Wm. & Mary on Feb. 11 to become the fourth at UD to achieve the milestone. He is also just the second to do it BEFORE his senior season.
- Has played at least 30 minutes in 45 of the last 49 games (three of those that he didn't, he was injured).

UD Team...

- Has made at least one 3-pt. FG in 404 consec. games.
- Has won 86 of 99 games when scoring 35 or more points in the first half.
- Has lost 19 of its last 24 games when shooting under 40% from the field.
- Has won 22 of 24 under David Henderson when shooting better than 50% from the field.
- Has lost 16 of its last 17 games when the opposition shoots better than 50% from the field.
- Has won 56 of the last 59 home games when scoring 70+ points.

Show Them How Its Done

David Henderson's teams have been good free throw shooters in his first three seasons at Delaware. Henderson showed at CAA media day that he practices what he preaches. Henderson, who was a 70% free throw shooter in his career at Duke, made all 10 of his free throw attempts to win the CAA's Charity Free Throw Shooting Contest.

The conference donated \$500 in Henderson's name to the "V" Foundation.

Got No. 10

Delaware picked up win No. 10 on the season against William & Mary. It is the 22nd straight season that UD won at least 10 games (dating back to 1981-82). Drexel is the only CAA school with a longer streak (30).

Kanga-ROO

No wonder Rulon Washington's nickname is "Roo". It might be short for Kanga-ROO.

Washington, a native of Jacksonville, FL, has a 40-inch vertical leap.

Washington graduated from Edward White HS in the spring of 2001. However, he wasn't recruited by Division I schools (partially because he had four HS coaches in four years), so he chose to stay in Jacksonville and play in Grayson Marshall's midnight league. Marshall, a former Clemson player (1985-88), called Henderson and put him onto "Roo."

He has come into his own this season with several outstanding performances. Washington had 17 points off the bench on 7-8 shooting from the field in Delaware's season-opening win over Mt. St. Mary's.

Washington opened the month of February with a pair of good games. He had 20 points at Hofstra, including six three-pointers, on Feb. 4. He followed that up with 10 points and 10 rebounds in Delaware's overtime win over Towson, his first double-double.

UD Coaches' First 100

David Henderson's 100th game as head coach at Delaware took place at VCU this season. Here's a quick look at how Delaware coaches have fared in their first 100 games:

Coach	Rec.	Pct.	W/L 100th
Fred Emerson	63-37	.630	Won
Daniel Peterson	62-38	.620	Won
Mike Brey	60-40	.600	Won
Don Harnum	59-41	.590	Lost
David Henderson	56-44	.560	Lost
Steve Steinwedel	51-49	.510	Won
W.J. McAvoy	44-56	.440	Lost
G.P. Doherty	43-56-1	.435	Lost
Ron Rainey	38-62	.380	Won
Irv Wisniewski	35-65	.350	Won

Finding the FT Range

Delaware had struggled at the free throw line early on this season (61.4% in the first three games), although the percentage has been coming up steadily as of late.

The Blue Hen percentage, however, slipped from the line in the last three outings.

Entering tonight's game, UD is shooting 69.6%, No. 3 in the CAA, from the line as a team.

Madera Starts the Opener

Raphael Madera started the season-opener, making him the first true freshman to start on opening night for UD since Brian Pearl started at point guard on opening night and just the fourth since 1972 when freshman gained eligibility.

Pearl started at point guard on Nov. 23, 1991 against Division III Washington College.

The last true freshman frontcourt player to start on opening night was Barry Berger. Berger started the opener on Nov. 27, 1984, also against Washington College. He was joined in the starting line-up that night by another true freshman, Taurence Chisholm.

Robin... the Boy Wonder

Robin Wentt is coming off a banner week, which earned him CAA Co-Player of the Week honors.

Wentt had 17 points and 14 rebounds in Delaware's loss at Hofstra on Wednesday. He followed that up with 16 points and 18 rebounds in UD's overtime win over Towson on Saturday.

His 18 rebounds against Towson were the most by a Blue Hen since Jan. 12, 1997 when Greg Smith snared 21 boards against Vermont.

His 32 rebounds over a two-game span were the most by a Blue Hen since February 1993 when Spencer Dunkley grabbed 32 rebounds in a weekend in Boston, against Boston University and Northeastern. Earlier that season, Dunkley had 35 rebounds in a two-game span.

Wentt recorded his third straight double-double with 10 points and 10 rebounds in UD's win over William & Mary last Wednesday.

Wentt is coming off of a pair of shoulder surgeries. He has suffered from re-occurring shoulder separations the last two seasons - one for each shoulder. He played through the pain in 2001-02 and underwent surgery in the spring. Last year, Wentt played in only the season opener before undergoing the surgery - same surgery, opposite shoulder - during Christmas break.

Before his three consecutive double-doubles, Wentt had gone 77 games without a double-double.

Henderson Hits 50

Delaware coach David Henderson won his 50th game as a head coach in Delaware's win at Mt. St. Mary's to open the season.

After his first three seasons, David Henderson was 49-40. In comparison, since 1966-67, coaches in their first three seasons at Delaware and when they won their 50th game:

- Mike Brey was 50-38 (won 50 in 88 gms.)
- Steve Steinwedel was 42-41 (won 50 in 99 gms.)
- Ron Rainey was 33-46 (won 50 in 141 gms.)
- Don Harnum, Sr. was 47-29 (won 50 in 80 gms.)
- Dan Peterson was 42-26 (won 50 in 83 gms.)

UD under David Henderson...

- Delaware is 63-49 overall
- Delaware is 40-28 in conf. regular season action
- The Blue Hens are 36-13 at home (Bob Carpenter Center)
- In home openers, Delaware is 3-1
- In season-openers, Delaware is 2-2
- Delaware is 22-2 when it shoots 50% or better from the field
- Delaware is 44-13 when it is leading at halftime (at home, 26-4 when leading at half)
- Delaware is 56-4 when leading or tied with 2:00 to play in regulation
- Delaware is 59-4 when leading or tied with 1:00 to play in regulation
- Delaware is 32-10 when it scores 35 points or more in the first half
- Delaware is shooting 75.1% at the line inside of the 2:00 mark (313-417)
- Delaware is averaging 7.2 three-point field goals per game (802 total)
- Delaware has made 10 or more three-point field goals 21 times
- Delaware is averaging 70.6 ppg (7,907 total)
- Delaware is shooting 43.1% from the field (2797-6493)
- Delaware is shooting 35.7% from three-point range (802-2246)
- Opponents have been held under 60 points 28 times (23-5 in those games)

UD Coaching Records

Mike Brey	99-51	.660
H.B. Shipley	35-19	.648
Fred Emmerson	66-41	.617
Dan Peterson	69-49	.585
Steve Steinwedel	163-121	.574
David Henderson	63-49	.563
Don Harnum	69-57	.548
Joseph Brunansky	24-30	.444
D. Kenneth Stears	7-9	.438
Z. Edmund Prince	7-9	.438
Flucie Stewart	7-9	.438
Samuel Saunders	3-4-1	.438
Irv Wisniewski	111-154	.419
William J. McAvoy	58-83	.411
Stephen Grenda	13-19	.406
Gerald P. Doherty	43-64-1	.402
Ron Rainey	91-147	.382
E. Emery Adkins	14-23	.378
Lyal Clark	6-10	.375
J.J. Rothrock	17-33	.340
William Murray	3-9	.250
Frank Forstburg	6-23	.207



Henderson's Team vs.

Opponent	H	A	Over.
American.....	0-0	1-0	1-0
Boston Univ.	1-0	1-0	2-0
Bowling Green	0-0	0-0	0-1
Butler	0-0	0-0	0-1
Charleston So.	0-0	0-0	1-0
C. of Charleston....	0-0	0-1	0-1
Delaware St.....	1-0	0-0	1-0
Drexel.....	2-1	0-4	3-5
E. Washington	0-0	0-0	1-0
George Mason	1-2	1-2	3-4
Hartford	1-0	1-0	2-0
High Point	0-0	1-0	1-0
Hofstra	2-2	1-4	3-6
James Madison ...	3-0	3-0	6-0
La Salle	1-0	0-1	1-1
Long Island Univ. .	1-0	1-0	2-0
Loyola (MD)	2-0	0-1	2-1
Maine	0-1	0-1	0-2
Mount St. Mary's ..	0-0	1-0	1-0
New Hampshire	1-0	1-0	2-0
Northeastern	2-0	1-0	3-0
Old Dominion	3-0	1-2	4-2
Pennsylvania	2-0	0-1	2-1
Rider	1-1	0-2	1-3
Saint Joseph's	0-2	0-2	0-4
San Francisco	0-1	0-0	0-1
Siena	1-0	1-0	2-0
Temple	0-0	0-1	0-1
Towson.....	4-1	2-2	6-3
UMBC	0-0	1-0	1-0
UNC Greensboro....	1-0	0-1	1-1
UNC Wilmington ..	0-2	1-2	1-6
UW-Green Bay	0-0	0-1	0-1
VCU	2-0	0-3	2-3
Vermont	1-0	1-0	2-0
Wichita State	0-0	0-0	1-0
William & Mary	3-0	2-1	5-1
TOTALS.....	36-1322-32*	63-49	
*5-4 on neutral courts			

Updating the Career & Single-Season Lists

CAREER POINTS

1. Mike Pegues (1996-2000) - F	2,030
2. Greg Smith (1993-97) - F	1,713
3. Ken Luck (1978-1982) - F.....	1,613
4. Mark Murray (1988-1992) - G/F.....	1,559
5. Brian Pearl (1991-95) - G	1,532
6. Alex Coles (1988-92) - F	1,471
7. Oscar Jones (1982-1986) - F	1,387
8. Dave Sysko (1961-1964) - F	1,269
9. Kestutis Marciulionis (1996-2000) - G ..	1,258
10. Mike Ames (2000- current) - G	1,252
11. Peca Arsic (1994-97) - F	1,237
12. Anthony Wright (1989-93) - F.....	1,232
13. Ray "Skip" Crawford (1951-57) - ?	1,205
14. Nate Cloud (1960-1963) - C	1,167
15. Tim Tompkins (1979-84) - G.....	1,161
16. Taurence Chisholm (1984-88) - G.....	1,159
17. Spencer Dunkley (1989-93) - C.....	1,154
18. Mark Mancini (1975-1979) - G	1,107
19. Frank Wickes (1956-59) - F.....	1,089
20. Pete Mullenberg (1977-81) - C.....	1,085
21. Jim Smith (1954-17) - G	1,053
22. Tom Carluccio (1975-79) - F	1,016
23. Barry Berger (1984-88) - F.....	982
24. Wolfgang Fengler (1971-74) - C	972
25. Loren Pratt (1967-71) - F.....	965
26. Bob Nack (1971-74) - G.....	944
Ken Helfand (1969-72) - F.....	944
28. Tyrone Perry (1995-99) - G	936
29. Tony Tucker (1986-88) - G.....	885
30. Pete Cloud (1961-64) - F	881
Jack Waddington (1953-56) - C.....	881

CAREER THREE-POINT FIELD GOALS MADE

1. Mike Ames (2000-present)	219
2. Kestutis Marciulionis (1996-2000).....	211
3. Peca Arsic (1994-97).....	202
4. Tyrone Perry (1995-99)	170
5. Greg Miller (1997-2001).....	135
6. John Gordon (1998-2000)	134
7. Brian Pearl (1991-95)	130
8. Robbie Johnson (1991-95).....	124
9. Austen Rowland (1999-2002).....	122
10. Billy Wells (1999-2001)	112
11. Mark Haughton (1987-91)	110
12. Ryan Iversen (2000-2003)	109
13. Ricky Deadwyler (1989-93)	104
14. Kevin Blackhurst (1989-93).....	91
15. Mike Slattery (2001- current)	84

CAREER THREE-POINT FIELD GOAL ATT.

1. Kestutis Marciulionis (1996-2000).....	611
2. Mike Ames (2000-present)	540
3. Peca Arsic (1994-97)	502
4. Tyrone Perry (1995-99)	474
5. Greg Miller (1997-2001).....	378
6. Austen Rowland (1999-2002).....	361
7. Brian Pearl (1991-95)	357
8. Ryan Iversen (2000-03)	324
9. Robbie Johnson (1991-95).....	323
10. John Gordon (1998-2000)	312
11. Mark Haughton (1987-91)	308
12. Billy Wells (1999-2001)	272
13. Ricky Deadwyler (1989-93)	268
14. Kevin Blackhurst (1989-93).....	262
15. Mike Slattery (2001- current)	241
16. Keith Davis (1996-98)	202

CAREER THREE-POINT FIELD GOAL PCT.

1. John Gordon (1998-2000)430
2. Tony Tucker (1986-88)413
3. Billy Wells (1999-2001)412
4. Mike Ames (2000-present)406
5. Peca Arsic (1994-97)402
6. Greg Wheeler (1987-88)400
7. Tyrone Perry (1995-99)397
8. Donald Dutton (1985-87)396
9. Brad Heckert (1983-87).....	.389
10. Taurence Chisholm (1984-88)388
Ricky Deadwyler (1989-93)388

CAREER ASSISTS

1. Taurence Chisholm (1984-88) - G	877
2. Brian Pearl (1991-95) - G	501
3. John Staudenmayer (1979-83) - G.....	416
4. Mike Slattery (2001- current) - G	407
5. Tyrone Perry (1995-99) - G	376
6. Rob Garner (1993-96) - G	369
7. Tom Campbell (1977-81) - G.....	360
8. Mark Mancini (1975-79) - G	357
9. Bill Sullivan (1972-74) - G.....	349
10. Mark Haughton (1987-91) - G	332

CAREER BLOCKED SHOTS

1. Spencer Dunkley (1989-93) - C.....	195
2. John Bennett (1995-99) - C.....	148
3. Ndongo Ndiaye (1998-2000) - F.....	110
4. Alex Coles (1988-92) - F	107
5. Pete Mullenberg (1977-81) - C.....	106
6. Denard Montgomery (1988-92) - C	93
7. Ajmal Basit (2000-01) - F	81
8. Mike Pegues (1996-2000) - F.....	72
9. Maurice Sessoms (2000-2003) - F	69
10. Calvin Smith (2001- current) - F	61

CAREER STEALS

1. Taurence Chisholm (1984-88) - G	298
2. Tyrone Perry (1995-99) - G	186
3. Ken Luck (1978-82) - F	173
4. Anthony Wright (1989-92) - F	159
5. Brian Pearl (1991-95) - G	158
6. Ryan Iversen (2000-2003) - G	150
7. Oscar Jones (1982-86) - F.....	149
Mark Murray (1988-92) - F/G.....	149
9. Kestutis Marciulionis (1996-2000) - G.....	129
10. Kevin Blackhurst (1989-92) - G.....	123
Spencer Dunkley (1989-92).....	123
Rob Garner (1993-96) - G	123
13. Mike Slattery (2001-current) - G	119
14. Mike Pegues (1996-2000) - G.....	114
15. Austen Rowland (1999-2002) - G.....	112

SINGLE-SEASON THREE-POINT FIELD GOALS

1. John Gordon (1998-99).....	86
2. Peca Arsic (1995-96)	78
3. Kestutis Marciulionis (1999-2000).....	75
4. Billy Wells (2000-01)	74
5. Mike Ames (2002-03).....	73
Mike Ames (2001-02).....	73
7. Robbie Johnson (1993-94).....	72
8. Peca Arsic (1996-97)	68
9. Tyrone Perry (1997-98)	61
10. Kestutis Marciulionis (1997-98).....	57
11. Peca Arsic (1994-95)	56
12. Mike Ames (2003-04)	54
13. Austen Rowland (2000-01).....	52
14. Austen Rowland (2001-02).....	51
15. Kestutis Marciulionis (1998-99).....	50

2003-04 Season & Career Highs

#1 - Harding Nana

	2003-04 Season Highs
Points	22 vs. James Madison, 1/12
Rebounds	13 vs. Hofstra, 1/3
Assists	3 vs. Wm. &Mary, 1/21 (ot)
Blocks	2 vs. Siena, 12/23
Steals	2 vs. Saint Joseph's, 12/30
Minutes	31 at Towson, 1/10
Field Goals	6, three times
Field Goal Att.	12 at Drexel, 1/15
3-pt. Field Goals	3 vs. Siena, 12/23
3-pt. Field Goal Att.	5 vs. Siena, 12/23
Free Throws	10 vs. James Madison, 1/12
Free Throw Att.	12 at Old Dominion, 2/14

#2 - Chris Prothro

	2003-04 Season Highs	Career
Points	21 at LIU, 12/3	same
Rebounds	5 at LIU, 12/3	8 at VCU, 2/15/03
Assists	2 vs. Siena, 12/23	2, twice
Blocks	1 at Rider, 12/13	n/a
Steals	2, five times	2, seven times
Minutes	19, twice	22 vs. UNC Wilmington, 1/18/03
Field Goals	6 at LIU, 12/3	4, twice
Field Goal Att.	8 at LIU, 12/3	8, twice
3-pt. Field Goals	4 at LIU, 12/3	2, twice
3-pt. Field Goal Att.	5 at LIU, 12/3	5, three times
Free Throws	5 at LIU, 12/3	same
Free Throw Att.	6 at LIU, 12/3	6, three times

#3 - Mike Slattery

	2003-04 Season Highs	Career Highs
Points	20 at Towson, 1/10	22 at UW-Green Bay, 12/28/02
Rebounds	6 at Wm. &Mary, 2/11	7 vs. VCU, 1/11/03
Assists	10 at Drexel, 1/15	15, twice
Blocks	1 vs. Towson, 2/7	1, four times
Steals	5, twice	5, four times
Minutes	43 vs. Wm. &Mary, 1/21 (ot)	45 vs. Drexel, 1/23/03 (ot)
Field Goals	9 at Towson, 1/10	same
Field Goal Att.	13, twice	18 at UW-Green Bay, 12/28/02
3-pt. Field Goals	3, three times	4 at UW-Green Bay, 12/28/02
3-pt. Field Goal Att.	6 vs. Hofstra, 1/3	11 at UW-Green Bay, 12/28/02
Free Throws	11 at UMBC, 12/6	same
Free Throw Att.	16 at UMBC, 12/6	same

#5 - Lebo Maepa

	2003-04 Season Highs
Points	9, twice
Rebounds	6 vs. George Mason, 1/28
Assists	1, three times
Blocks	1, three times
Steals	2, twice
Minutes	16 vs. George Mason, 1/28
Field Goals	4 vs. George Mason, 1/28
Field Goal Att.	5, twice
3-pt. Field Goals	n/a
3-pt. Field Goal Att.	n/a
Free Throws	3 at Wm. &Mary, 2/11
Free Throw Att.	4, twice

#10 - Mike Ames

	2002-03 Season Highs	Career Highs
Points	30 at Drexel, 1/15	33 at Drexel, 2/9/02
Rebounds	7 at American, 11/25	8 at Old Dominion, 1/15/03 (ot)
Assists	6 at Rider, 12/13	same
Blocks	1 vs. Loyola (MD), 12/10	2 at Old Dominion, 1/15/03 (ot)
Steals	4 at LIU, 12/3	4, three times
Minutes	41 vs. Wm. &Mary, 1/21 (ot)	same
Field Goals	9, twice	11 at Drexel, 2/9/02
Field Goal Att.	16 vs. James Madison, 1/12	18 at Drexel, 2/9/02
3-pt. Field Goals	6, twice	7 at Drexel, 2/9/02
3-pt. Field Goal Att.	12 vs. James Madison, 1/12	13, twice
Free Throws	10 vs. Hofstra, 1/3	10, twice
Free Throw Att.	10 vs. Hofstra, 1/3	10, twice

#12 - Rulon Washington

	2003-04 Season Highs	Career Highs
Points	20 at Hofstra, 2/4	same
Rebounds	10 vs. Towson, 2/7	same
Assists	5 at Rider, 12/13	same
Blocks	1 at Towson, 1/10	same
Steals	3, twice	same
Minutes	30, twice	same
Field Goals	7, twice	same
Field Goal Att.	17 at Hofstra, 2/4	same
3-pt. Field Goals	6 at Hofstra, 2/4	same
3-pt. Field Goal Att.	10 at Hofstra, 2/4	same
Free Throws	2, three times	3 vs. Penn, 12/3/02
Free Throw Att.	2, three times	3, twice

#15 - Herb Courtney

	2003-04 Season Highs
Points	20 vs. Wm. &Mary, 1/21 (ot)
Rebounds	10 vs. Wm. &Mary, 1/21 (ot)
Assists	2 vs. Wm. &Mary, 1/21 (ot)
Blocks	2 vs. Siena, 12/23
Steals	2 vs. George Mason, 1/28
Minutes	24 vs. Wm. &Mary, 1/21 (ot)
Field Goals	8 vs. Wm. &Mary, 1/21 (ot)
Field Goal Att.	11 at James Madison, 1/31
3-pt. Field Goals	3 vs. Wm. &Mary, 1/21 (ot)
3-pt. Field Goal Att.	3, three times
Free Throws	6 at UNC Wilmington, 1/24
Free Throw Att.	6 at UNC Wilmington, 1/24

#24 - Robin Wentt

	2003-04 Season Highs	Career Highs
Points	17 at Hofstra, 2/4	same
Rebounds	18 vs. Towson, 2/7	same
Assists	2, three times	4 at La Salle, 11/22/02
Blocks	3 vs. Towson, 2/7	4 vs. Towson, 1/23/02
Steals	2, three times	2, four times
Minutes	39 vs. Towson, 2/7	same
Field Goals	7 at Hofstra, 2/4	same
Field Goal Att.	11 at Hofstra, 2/4	same
3-pt. Field Goals	n/a	2 vs. Bowling Green, 11/18/01
3-pt. Field Goal Att.	n/a	3 vs. Bowling Green, 11/18/01
Free Throws	8 vs. Towson, 2/7	same
Free Throw Att.	14 vs. Towson, 2/7	same

#30 - Calvin Smith

	2003-04 Season Highs	Career Highs
Points	14 at American, 11/25	16 vs. LIU, 12/1/02
Rebounds	9, twice	11 vs. James Madison, 2/13/03
Assists	2, three times	6 vs. James Madison, 2/13/03
Blocks	3 vs. Siena, 12/23	7 vs. LIU, 12/1/02
Steals	3 vs. Loyola (MD), 12/10	3, three times
Minutes	31 at American, 11/25	31, twice
Field Goals	6 at American, 11/25	7, twice
Field Goal Att.	10 at American, 11/25	12 vs. LIU, 12/1/02
3-pt. Field Goals	n/a	n/a
3-pt. Field Goal Att.	n/a	1 at VCU, 1/14/02
Free Throws	5 vs. Towson, 2/7	same
Free Throw Att.	8 vs. Towson, 2/7	same

#31 - Raphael Madera

	2003-04 Season Highs
Points	16 vs. Saint Joseph's, 12/30
Rebounds	12 vs. James Madison, 1/12
Assists	1, five times
Blocks	2, four times
Steals	1, eight times
Minutes	30 at UNC Wilmington, 1/24
Field Goals	8 vs. Saint Joseph's, 12/30
Field Goal Att.	11 at Towson, 1/10
3-pt. Field Goals	n/a
3-pt. Field Goal Att.	n/a
Free Throws	5 at James Madison, 1/31
Free Throw Att.	7 vs. Towson, 2/7

#33 - Henry Olawoye

	2003-04 Season Highs
Points	7 vs. Old Dominion, 1/17
Rebounds	5, twice
Assists	3 at VCU, 1/7
Blocks	1, six times
Steals	2 vs. Old Dominion, 1/17
Minutes	18 vs. Old Dominion, 1/17
Field Goals	3 vs. Old Dominion, 1/17
Field Goal Att.	5 vs. Old Dominion, 1/17
3-pt. Field Goals	n/a
3-pt. Field Goal Att.	n/a
Free Throws	3 vs. George Mason, 1/28
Free Throw Att.	4, three times

#35 - David Lunn

	2003-04 Season Highs	Career Highs
Points	17 at VCU, 1/7	same
Rebounds	7 at American, 11/25	10 at Towson, 3/1/03
Assists	6, twice	7 vs. William &Mary, 2/1/03
Blocks	3 at James Madison, 1/31	same
Steals	5 at Towson, 1/10	6 vs. Towson, 1/25/03
Minutes	34 vs. Towson, 2/7	37, twice
Field Goals	6 at VCU, 1/7	6, twice
Field Goal Att.	13 at LIU, 12/3	same
3-pt. Field Goals	2 vs. San Francisco, 11/30	3, twice
3-pt. Field Goal Att.	4, twice	6 at UW-Green Bay, 12/28/02
Free Throws	10 at American, 11/25	same
Free Throw Att.	11 at Mt. St. Mary's, 11/21 (ot)	same

2003-04 Fightin' Blue Hen Miscellaneous Stats

INDIVIDUALSTATS

Led in scoring* '03-04 (w-l)	Career (w-l)	Con.
Mike Ames 15(10-5)	33(19-14)	
Herb Courtney 2 (2-0)	2 (2-0)	
Rulon Washington 2 (1-1)	2 (1-1)	
Mike Slattery 1 (0-1)	6 (1-5)	
Raphael Madera 1 (0-1)	1 (0-1)	
Harding Nana 2 (1-1)	2 (1-1)	1
Chris Prothro 1 (1-0)	1 (1-0)	
Robin Wentt 1 (1-0)	1 (1-0)	

* includes games tied for team-high

Double-digit pts. '03-04 (w-l)	Career (w-l)	Con.
Mike Ames 18(12-6)	63(40-23)	
Mike Slattery 12 (9-3)	31(19-12)	
David Lunn 9 (6-3)	19(11-8)	1
Robin Wentt 6 (4-2)	9 (6-3)	
Harding Nana 6 (3-3)	6 (3-3)	1
Rulon Washington 5 (2-3)	6 (3-3)	1
Raphael Madera 3 (1-2)	3 (1-2)	
Calvin Smith 2 (1-1)	6 (5-1)	
Herb Courtney 2 (2-0)	2 (2-0)	
Chris Prothro 1 (1-0)	3 (1-2)	

20-plus pts. '03-04 (w-l)	Career (w-l)
Mike Ames 6 (5-1)	15(10-5)
Harding Nana 2 (2-0)	2 (2-0)
Mike Slattery 1 (0-1)	2 (0-2)
Rulon Washington 1 (0-1)	1 (0-1)
Chris Prothro 1 (1-0)	1 (1-0)
Herb Courtney 1 (1-0)	1 (1-0)

30-plus pts. '03-04 (w-l)	Career (w-l)
Mike Ames 1 (0-1)	2 (0-2)

Dunks '03-04	Career
Robin Wentt 16	30
David Lunn 4	5
Calvin Smith 3	12
Herb Courtney 3	3
Henry Olawoye 3	3
Chris Prothro 2	3
Harding Nana 1	1

Led in Rebound.* '03-04	Career	Con.
Harding Nana 6	6	
Calvin Smith 4	13	
Herb Courtney 3	3	
Robin Wentt 5	8	
David Lunn 2	5	
Raphael Madera 2	2	1
Mike Ames 1	3	
Chris Prothro 1	3	
Lebo Maepa 1	1	

* includes games tied for team-high

Double-digit reb. '03-04	Career
Robin Wentt 3	3
Harding Nana 2	2
Raphael Madera 2	2
Herb Courtney 1	1
Rulon Washington 1	1
David Lunn -	1
Calvin Smith -	1

Double-digit ast. '03-04	Career
Mike Slattery 1	6

Double-Doubles '03-04	Career
Robin Wentt 3	3
Mike Slattery 1	4
Herb Courtney 1	1
Harding Nana 1	1
Rulon Washington 1	1

Consec. Games Played	
Mike Ames 89	CD - 2/4/01
Mike Slattery 82	---
Calvin Smith 58	CD - 12/13/02
Rulon Washington 26	INJ - 2/26/03
Robin Wentt 23	INJ - 3/9/03
Raphael Madera 23	---
Lebo Maepa 6	CD - 1/24/04
David Lunn 6	INJ - 1/24/04
Herb Courtney 2	INJ - 2/7/04
Harding Nana 1	INJ - 2/11/04

Consec. Games Started	
Mike Ames 77	First start 12/6/01
Mike Slattery 64	First start 1/26/02
Raphael Madera 13	CD - 12/30/03
Robin Wentt 9	CD - 1/15/04
David Lunn 6	INJ - 1/24/04

Consec. Games Played with a 3-pt. FG	
David Lunn 1	0-3 (W&M, 2/11/04)

FT shooting inside final 2:00 of reg.

Game-by-Game	FT-FTA	Result
at Mt.St. Mary's ^	11-13	W 75-72 (ot)
at American	8-11	W 72-63
San Francisco	0-2	L 72-74
at Long Island Univ.	6-8	W 89-76
at UMBC	12-16	W 74-62
Loyola-MD	2-4	W 76-71
at Rider	3-4	L 72-75
Siena	1-2	W 85-59
Saint Joseph's	1-2	L 54-75
Hofstra	4-4	W 66-59
at VCU	0-0	L 72-99
at Towson	3-4	L 68-70
James Madison	5-6	W 80-66
at Drexel	0-0	L 75-82
Old Dominion	1-2	W 64-62
Wm. &Mary ^	8-11	W 93-82 (ot)
at UNC Wilmington	1-1	L 49-50
George Mason	4-8	W 74-65
at James Madison	0-0	W 63-61
at Hofstra	0-1	L 61-63
Towson	9-14	W 80-74 (ot)
at Wm. &Mary	5-6	W 73-68
at OldDominion	3-3	L 74-85
UNC Wilmington		
at George Mason		
VCU		
Drexel		

2003-04 Total	87-120	72.5%
2002-03 Total	74-105	70.5%
2001-02 Total	82-101	81.2%
2000-01 Total	70-89	78.7%
1999-2000 Total	144-180	80.0%

^ includes overtime period

Bench Scoring

Game-by-Game	UD-Opp.	Result
at Mt.St. Mary's	26-9	W 75-72 (ot)
at American	20-25	W 72-63
San Francisco	27-28	L 72-74
at Long Island Univ.	37-30	W 89-76
at UMBC	11-24	W 74-62
Loyola-MD	13-27	W 76-71
at Rider	36-26	L 72-75
Siena	35-29	W 85-59
Saint Joseph's	37-10	L 55-74
Hofstra	11-10	W 66-59
at VCU	20-29	L 72-99
at Towson	10-10	L 68-70
James Madison ***	8-15	W 80-66
at Drexel	15-25	L 72-85
Old Dominion	22-20	W 64-62
Wm. &Mary	36-14	W 93-82 (ot)
at UNC Wilmington	19-31	L 49-50
George Mason	31-26	W 74-65
at James Madison	34-12	W 63-61
at Hofstra	24-11	L 61-63
Towson	22-15	W 80-74 (ot)
at Wm. &Mary	30-19	W 73-68
at OldDominion	40-22	L 74-85
UNC Wilmington		
at George Mason		
VCU		
Drexel		

2003-04 Total	564-467
2003-04 Avg.	24.5-20.3

***snapped string of 71 consecutive games in double-figures

2002-03 Avg.	25.1-16.7
2001-02 Avg.	28.3 - 16.4

Second Chance Points

Game-by-Game	UD-Opp.	Result
at Mt.St. Mary's	12-7	W 75-72 (ot)
at American	13-8	W 72-63
San Francisco	16-7	L 72-74
at Long Island Univ.	4-12	W 89-76
at UMBC	8-10	W 74-62
Loyola-MD	5-6	W 76-71
at Rider	11-15	L 72-75
Siena	11-12	W 85-59
Saint Joseph's	9-8	L 54-75
Hofstra	15-12	W 66-59
at VCU	13-14	L 72-99
at Towson	10-4	L 68-70
James Madison	14-4	W 80-66
at Drexel	7-11	L 75-82
Old Dominion	11-4	W 64-62
Wm. &Mary	12-11	W 93-82 (ot)
at UNC Wilmington	19-12	L 49-50
George Mason	5-18	W 74-65
at James Madison	15-18	W 63-61
at Hofstra	11-10	L 61-63
Towson	21-12	W 80-74 (ot)
at Wm. &Mary	14-10	W 73-68
at OldDominion	20-16	L 74-85
UNC Wilmington		
at George Mason		
VCU		
Drexel		

2003-04 Total	276-241
2003-04 Average	12.0-10.5

Points off Turnovers

Game-by-Game	UD-Opp.	Result
at Mt.St. Mary's	14-22	W 75-72 (ot)
at American	18-15	W 72-63
San Francisco	16-6	L 72-74
at Long Island Univ.	36-6	W 89-76
at UMBC	16-13	W 74-62
Loyola-MD	12-19	W 76-71
at Rider	15-9	L 72-75
Siena	27-20	W 85-59
Saint Joseph's	18-13	L 54-75
Hofstra	24-13	W 66-59
at VCU	14-25	L 72-99
at Towson	17-20	L 68-70
James Madison	19-19	W 80-66
at Drexel	18-28	L 75-82
Old Dominion	10-20	W 64-62
Wm. & Mary	17-23	W 93-82 (ot)
at UNC Wilmington	4-10	L 49-50
George Mason	15-6	W 74-65
at James Madison	8-19	W 63-61
at Hofstra	15-24	L 61-63
Towson	18-7	W 80-74 (ot)
at Wm. &Mary	18-8	W 73-68
at OldDominion	7-19	L 74-85
UNC Wilmington		
at George Mason		
VCU		
Drexel		

2003-04 Totals	376-344
2003-04 Average	16.3-15.0

2003-04 Margins	Wins	Losses
1	1	1
2	1	3
3	1	1
4		
5	2	
6	1	
7	1	1
8		
9	2	
10		
11-15	4	1
16-19		
20+	1	2

Largest lead: 31 vs. Loyola-MD (81-50, 3:19, 2nd)

Largest deficit: 27 vs. VCU (99-72, final)


Under David Henderson, UD is...

overall	63-49
in conference play (reg. season)	40-28
vs. conference teams	44-31
at home	36-13
on the road	22-32
on neutral courts	5-4
home conf. games	24-9
road conf. games	16-19
conf. tourn. games	4-3
50% or better FG	22-2
less than 50% FG	41-47
Opp. shoots 50% FG or better	1-14
Opp. shoots less than 50% FG	62-35
when scoring 70+	47-13
when scoring less than 70	16-39
when opp. score 70+	20-29
when opp. score less than 70	44-20
when leading at half	44-13
when trailing at half	13-32
when tied at half	6-4
in overtime games	6-2
more or equal turnovers	31-36
less turnovers than opp.	32-13
outrebouncing or equal reb.	36-24
outrebounced by opp.	27-25
when leading/tied with 2:00 left	56-4
when leading/tied with 1:00 left	59-4
when trailing with 2:00 left	7-45
when trailing with 1:00 left	4-45
in November	6-8
in December	15-11
in January	22-15
in February	15-12
in March	5-3
in night games (5 pm or later)	51-37
in day games	11-12
on Monday	3-5
on Tuesday	3-1
on Wednesday	11-10
on Thursday	12-5
on Friday	3-1
on Saturday	28-22
on Sunday	3-6
vs. America East teams ##	17-5
vs. Atlantic 10 teams	1-6
vs. Big South teams	2-0
vs. Big Sky teams	1-0
vs. CAATEams **	28-27
vs. Horizon League teams	0-2
vs. Ivy League teams	2-1
vs. MAAC teams	5-4
vs. MEAC teams	1-0
vs. Mid-American Conf. teams	0-1
vs. Missouri Valley Conf. teams	1-0
vs. Northeast Conference teams	3-0
vs. Patriot League teams	1-0
vs. Southern Conference teams	1-2
vs. West Coast Conference teams	0-1

** includes non-conference games prior to joining league


includes 16-5 mark as a member of conference

Meet the Blue Hens • Radio/TV Chart




**Harding
Nana**
 61 • Forward
 Sr • 6-8 • 230
 Douala, Cameroon
 Newport School (MD)
 Virginia Tech

___ppg ___rpg ___apg




**Chris
Prothro**
 62 • Forward/ Guard
 Sr • 6-5 • 220
 Atlanta, GA
 SW Atlanta Christian

___ppg ___rpg ___apg




**Mike
Slattery**
 63 • Guard
 Jr • 5-11 • 180
 Philadelphia, PA
 Germantown Academy

___ppg ___rpg ___apg




**Dan
DiNozzi**
 64 • Guard
 Sr • 6-5 • 195
 Middletown, DE
 Middletown HS

___ppg ___rpg ___apg




**Lebo
Maepa**
 65 • Forward
 Fr • 6-8 • 220
 Johannesburg, S. Africa
 Durban HS

___ppg ___rpg ___apg




**Mike
Ames**
 610 • Guard
 Sr • 6-8 • 190
 Phoenixville, PA
 St. Pius X HS

___ppg ___rpg ___apg




**Rulon
Washington**
 612 • Guard
 Sr • 6-4 • 180
 Jacksonville, FL
 Edward White HS

___ppg ___rpg ___apg




**Herb
Courtney**
 615 • Forward
 Fr • 6-7 • 200
 Horsham, PA
 Harboro-Horsham HS

___ppg ___rpg ___apg




**Chris
Metkiff**
 621 • Forward
 Sr • 6-5 • 215
 Merrick, NY
 Kellenberg Memorial

___ppg ___rpg ___apg




**Robin
Wentt**
 624 • Forward
 Jr • 6-7 • 215
 Silver Spring, MD
 Dominican Catholic

___ppg ___rpg ___apg




**Calvin
Smith**
 630 • Forward
 Jr • 6-5 • 210
 Norfolk, VA
 Cranby HS

___ppg ___rpg ___apg




**Raphael
Madera**
 631 • Center
 Fr • 6-10 • 240
 Queens, NY
 Avon Old Farms (CT)

___ppg ___rpg ___apg




**Henry
Olawoye**
 633 • Forward
 Fr • 6-6 • 230
 Weymouth, RI
 St. Mark's Prep (MA)

___ppg ___rpg ___apg



**Octavius
Flowers**
 634 • Forward
 Fr • 6-6 • 200
 Goldsboro, NC
 Community Christian

___ppg ___rpg ___apg



**David
Lunn**
 635 • Guard
 Jr • 6-4 • 200
 Baltimore, MD
 McDonogh HS

___ppg ___rpg ___apg